

# CS 525: Advanced Database Organization



## 01: Introduction

Boris Glavic

Slides: adapted from a [course](#) taught by [Hector Garcia-Molina](#), Stanford InfoLab

# Advanced Database Organization?

- =Database Implementation
- =How to implement a database system
- ... and have fun doing it ;-)

# Isn't Implementing a Database System Simple?

Relations  $\Rightarrow$  Statements  $\Rightarrow$  Results

Introducing the

# MEGATRON 30000

Database Management System

- The latest from Megatron Labs
- Incorporates latest relational technology
- UNIX compatible



# Megatron 3000

## Implementation Details



First sign non-disclosure agreement



# Megatron 3000

## Implementation Details

- Relations stored in files (ASCII)  
e.g., relation R is in /usr/db/R

```
Smith # 123 # CS
Jones # 522 # EE
:
```

# Megatron 3000

## Implementation Details

- Directory file (ASCII) in /usr/db/directory

```
R1 # A # INT # B # STR ...  
R2 # C # STR # A # INT ...  
:  
:
```

# Megatron 3000

## Sample Sessions

```
% MEGATRON3000
  Welcome to MEGATRON 3000!
&
  :
& quit
%
```

# Megatron 3000

## Sample Sessions

```
& select *  
  from R #
```

Relation R

<u>A</u>	<u>B</u>	<u>C</u>
SMITH	123	CS

&

# Megatron 3000

## Sample Sessions

```
& select A,B  
from R,S  
where R.A = S.A and S.C > 100 #
```

<u>A</u>	<u>B</u>
123	CAR
522	CAT

&

# Megatron 3000

## Sample Sessions

```
& select *  
  from R | LPR #  
&
```

Result sent to LPR (printer).

# Megatron 3000

## Sample Sessions

```
& select *  
  from R  
  where R.A < 100 | T #  
&
```

New relation T created.



# Megatron 3000

- To execute “**select \* from R where *condition***”:
  - (1) Read dictionary to get R attributes
  - (2) Read R file, for each line:
    - (a) Check condition
    - (b) If OK, display

# Megatron 3000

- To execute “`select * from R  
                  where condition | T`”:
  - (1) Process select as before
  - (2) Write results to new file T
  - (3) Append new line to dictionary

# Megatron 3000

- To execute “**select A,B from R,S where *condition***”:
  - (1) Read dictionary to get R,S attributes
  - (2) Read R file, for each line:
    - (a) Read S file, for each line:
      - (i) Create join tuple
      - (ii) Check condition
      - (iii) Display if OK

# What's wrong with the Megatron 3000 DBMS?

# What's wrong with the Megatron 3000 DBMS?

- Tuple layout on disk

- e.g.,
- Change string from 'Cat' to 'Cats' and we have to rewrite file
  - ASCII storage is expensive
  - Deletions are expensive

# What's wrong with the Megatron 3000 DBMS?

- Search expensive; no indexes
- e.g.,
- Cannot find tuple with given key quickly
  - Always have to read full relation

# What's wrong with the Megatron 3000 DBMS?

- Brute force query processing

e.g., `select *`

`from R,S`

`where R.A = S.A and S.B > 1000`

- Do select first?

- More efficient join?

# What's wrong with the Megatron 3000 DBMS?

- No buffer manager  
e.g., Need caching



# What's wrong with the Megatron 3000 DBMS?

- No concurrency control

# What's wrong with the Megatron 3000 DBMS?

- No reliability
  - e.g., - Can lose data
  - Can leave operations half done

# What's wrong with the Megatron 3000 DBMS?

- No security

- e.g.,
- File system insecure
  - File system security is coarse

# What's wrong with the Megatron 3000 DBMS?

- No application program interface (API)  
e.g., How can a payroll program get at the data?

# What's wrong with the Megatron 3000 DBMS?

- Cannot interact with other DBMSs.

# What's wrong with the Megatron 3000 DBMS?

- Poor dictionary facilities

# What's wrong with the Megatron 3000 DBMS?

- No GUI

# What's wrong with the Megatron 3000 DBMS?

- Lousy salesman!!



# Course Overview

- **File & System Structure**

Records in blocks, dictionary, buffer management,...

- **Indexing & Hashing**

B-Trees, hashing,...

- **Query Processing**

Query costs, join strategies,...

- **Crash Recovery**

Failures, stable storage,...

# Course Overview

- **Concurrency Control**

Correctness, locks,...

- **Transaction Processing**

Logs, deadlocks,...

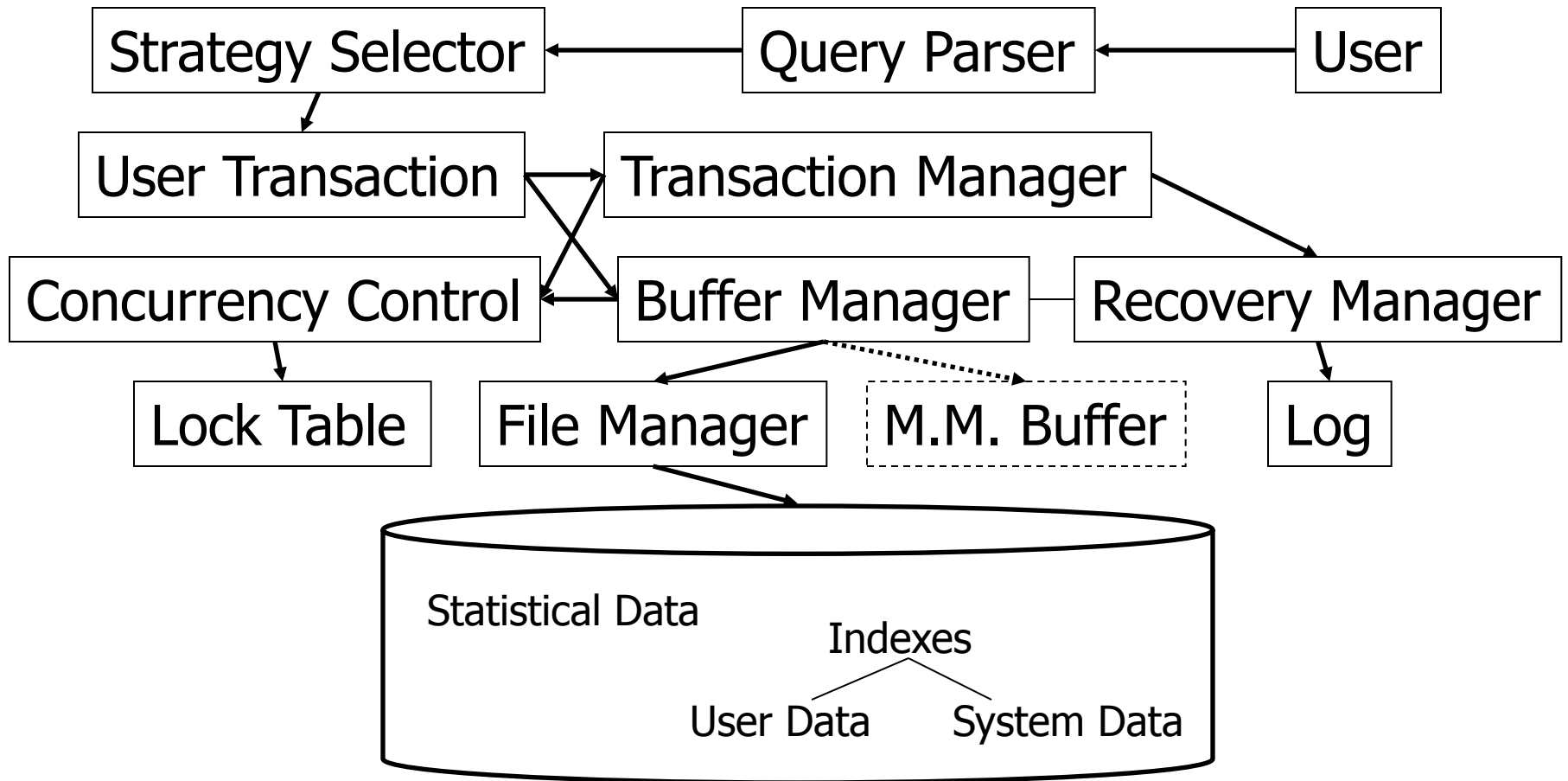
- **Security & Integrity**

Authorization, encryption,...

- **Advanced Topics**

Distribution, More Fancy Optimizations, ...

# System Structure



# Some Terms

- Database system
- Transaction processing system
- File access system
- Information retrieval system

# Course Information

- **Webpage:** <http://www.cs.iit.edu/~cs525/>
- **Instructor:** Boris Glavic
  - <http://www.cs.iit.edu/~glavic/>
  - **DBGGroup:** <http://www.cs.iit.edu/~dbgroup/>
  - **Office Hours: Thursdays, 1pm-2pm**
  - **Office:** Stuart Building, Room 226 C
- **TA: Xi Zhang** ([xzhang22@hawk.iit.edu](mailto:xzhang22@hawk.iit.edu))
- **Time:** Mon + Wed 3:15pm – 4:30pm

# Google Group

- <https://groups.google.com/forum/#!forum/cs525-2014-spring-group>
- Mailing-list for announcements
- Discussion forum
  - Student - Instructor/TA
  - Student – Student
- ->please join the group to keep up to date

# Workload and Grading

- Schedule and Important Dates
  - On webpage & updated there
- Programming Assignments (50%)
  - 4 Assignments
  - Groups of 3 students
  - Plagiarism -> 0 points and administrative action
- Quizzes (10%)
- Mid Term (20%) and Final Exam (20%)

# Textbooks

- Elmasri and Navathe , **Fundamentals of Database Systems**, 6th Edition , Addison-Wesley , 2003
- Garcia-Molina, Ullman, and Widom, **Database Systems: The Complete Book**, 2nd Edition, Prentice Hall, 2008
- Ramakrishnan and Gehrke , **Database Management Systems**, 3rd Edition , McGraw-Hill , 2002
- Silberschatz, Korth, and Sudarshan , **Database System Concepts**, 6th Edition , McGraw Hill , 2010



# Programming Assignments

- 4 assignments one on-top of the other
- Optional 5<sup>th</sup> assignment for extra credit
- Code has to compile & run on server account
  - [Email-ID@fourier.cs.iit.edu](mailto:Email-ID@fourier.cs.iit.edu)
  - Linux machine
  - SSH with X-forwarding
- Source code managed in **git** repository on Bitbucket.org
  - Handing in assignments = submit (push) to repository
  - One repository per student
  - You should have gotten an invitation (if not, contact me/TA)
  - Git tutorials linked on course webpage!

# Next:

- Hardware

# CS 525: Advanced Database Organization **02: Hardware**



Boris Glavic

Slides: adapted from a [course](#) taught by [Hector Garcia-Molina](#), Stanford InfoLab

# Outline

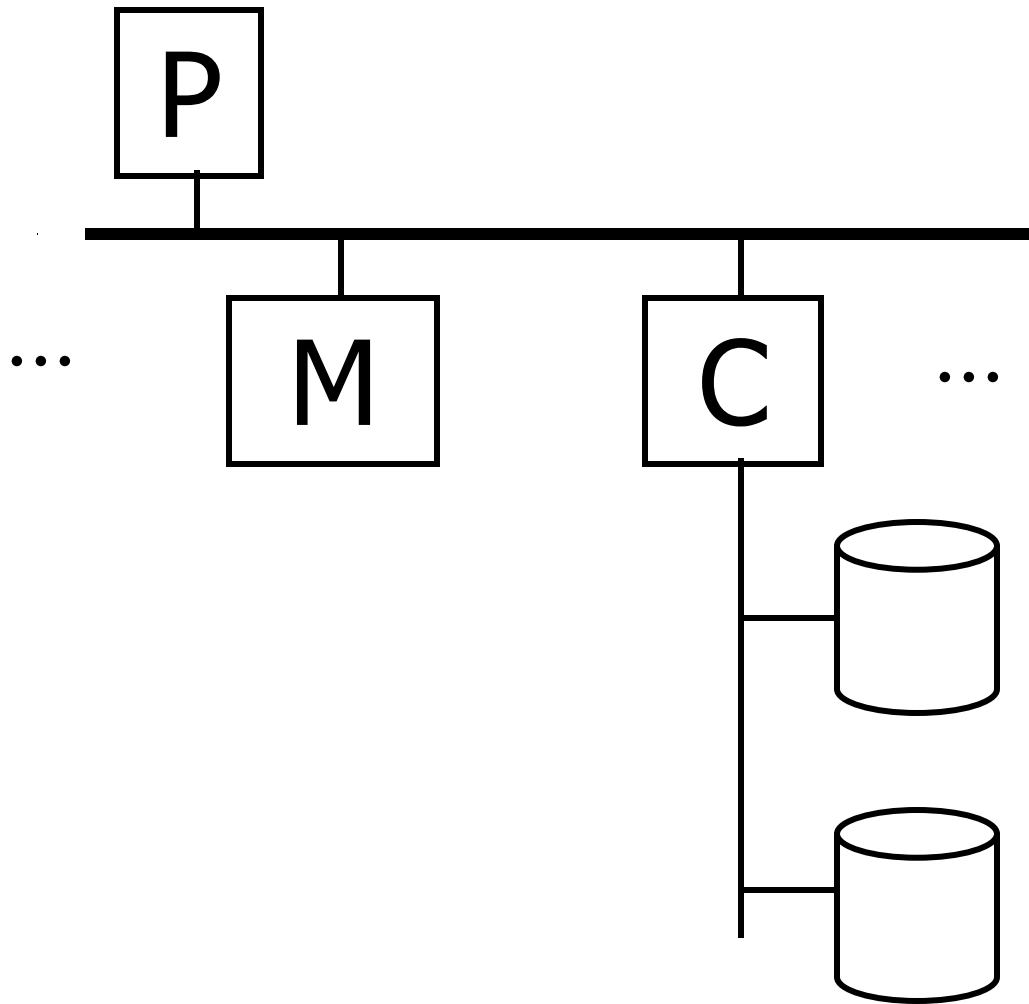
- Hardware: Disks
- Access Times
- Example - Megatron 747
- Optimizations
- Other Topics:
  - Storage costs
  - Using secondary storage
  - Disk failures

Hardware

DBMS

Data Storage





Typical  
Computer

Secondary  
Storage

## Processor

Fast, slow, reduced instruction set,  
with cache, pipelined...

Speed: 100 → 500 → 1000 MIPS

## Memory

Fast, slow, non-volatile, read-only,...

Access time:  $10^{-6}$  →  $10^{-9}$  sec.

1  $\mu$ s → 1 ns

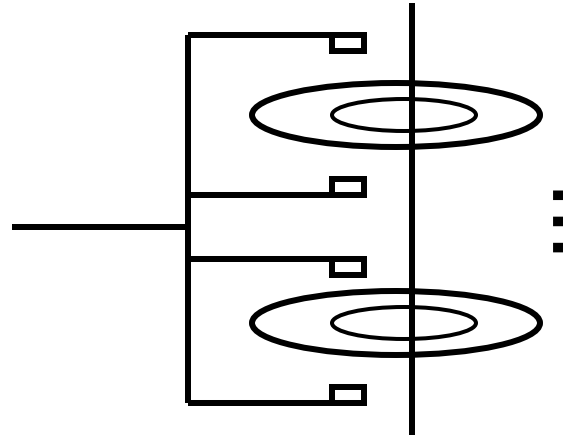
# Secondary storage

Many flavors:

- Disk: Floppy (hard, soft)  
Removable Packs  
Winchester  
Ram disks  
Optical, CD-ROM...  
Arrays
- Tape Reel, cartridge  
Robots

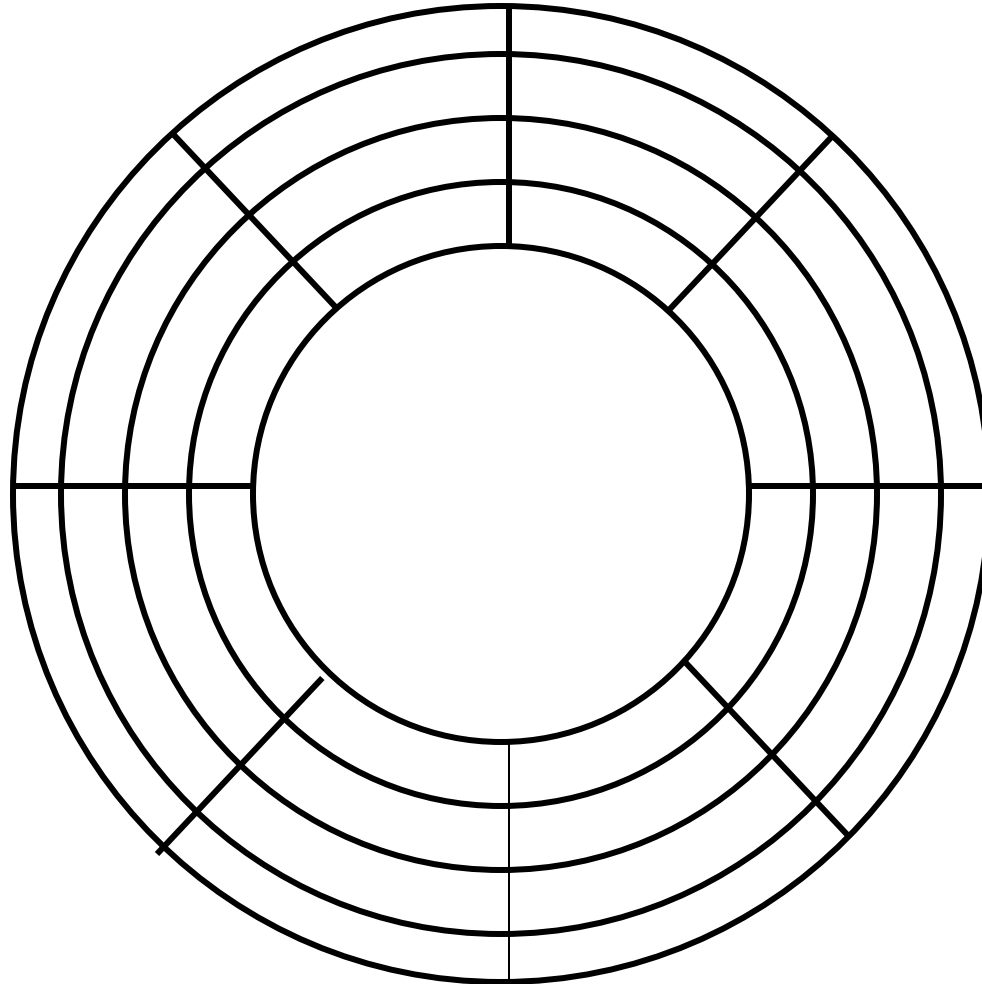


# Focus on: “Typical Disk”



Terms: Platter, Head, Actuator  
Cylinder, Track  
Sector (physical),  
Block (logical), Gap

# Top View




# “Typical” Numbers

Diameter: 1 inch → 15 inches  
Cylinders: 100 → 2000  
Surfaces: 1 (CDs) →  
(Tracks/cyl) 2 (floppies) → 30  
Sector Size: 512B → 50K  
Capacity: 360 KB (old floppy)  
→ 1 TB (I use)

# Disk Access Time

I want  
block X

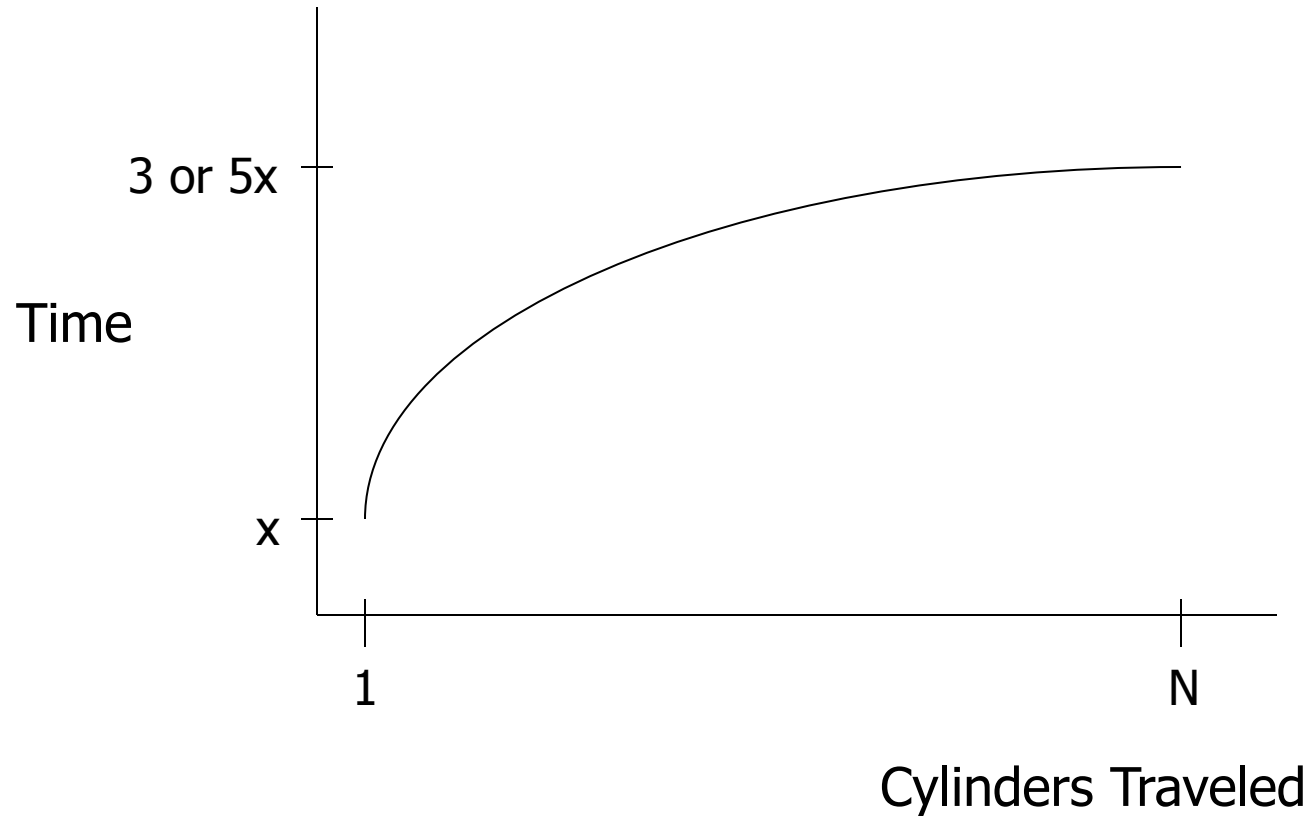


block x  
in memory

?

Time = Seek Time +  
Rotational Delay +  
Transfer Time +  
Other

# Seek Time



# Average Random Seek Time

$$S = \frac{\sum_{i=1}^N \sum_{\substack{j=1 \\ j \neq i}}^N \text{SEEKTIME}(i \rightarrow j)}{N(N-1)}$$

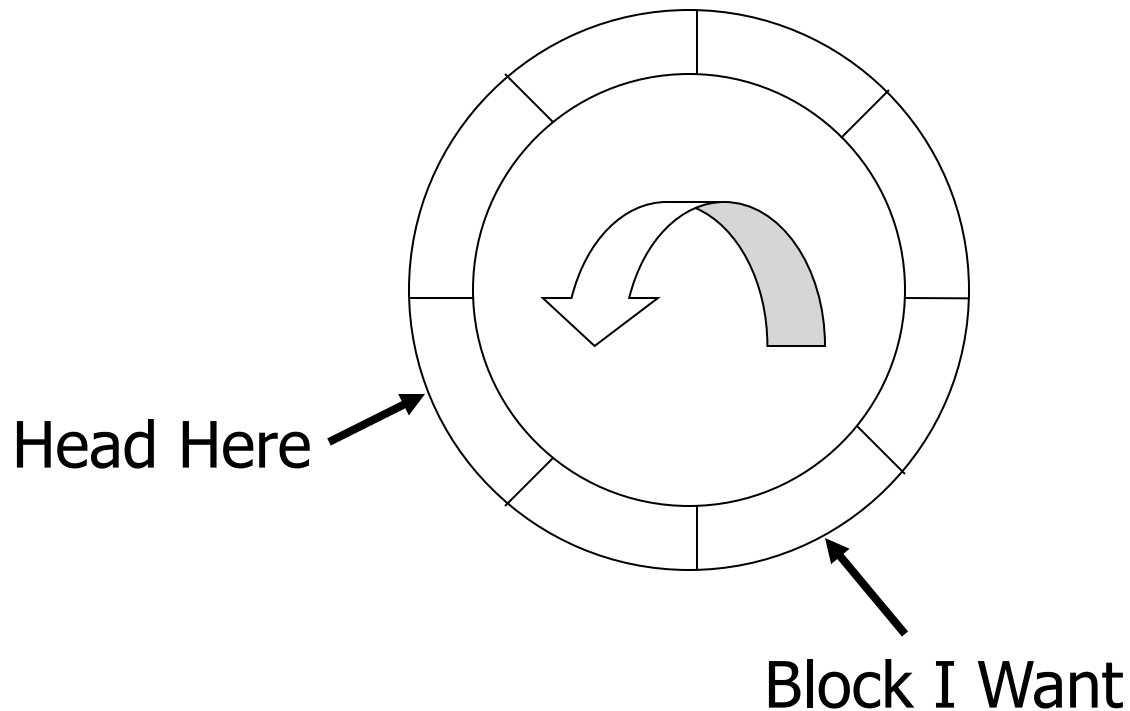
# Average Random Seek Time

$$S = \frac{\sum_{i=1}^N \sum_{\substack{j=1 \\ j \neq i}}^N \text{SEEKTIME}(i \rightarrow j)}{N(N-1)}$$

“Typical” S: 10 ms  $\rightarrow$  40 ms



# Rotational Delay



# Average Rotational Delay

$R = 1/2$  revolution

“typical”  $R = 8.33$  ms (3600 RPM)

# Transfer Rate: $t$

- “typical”  $t$ : 10’s  $\rightarrow$  100’s MB/second
- transfer time:  $\frac{\text{block size}}{t}$

# Other Delays

- CPU time to issue I/O
- Contention for controller
- Contention for bus, memory

# Other Delays

- CPU time to issue I/O
- Contention for controller
- Contention for bus, memory

“Typical” Value: 0

# Other Delays (now and near future)

- Increasing amount of parallelism
- Contention can become a problem
- -> need rethink approach to scale

- So far: Random Block Access
- What about: Reading “Next” block?

# If we do things right (e.g., Double Buffer, Stagger

Blocks...)

$$\text{Time to get block} = \frac{\text{Block Size}}{t} + \text{Negligible}$$



- skip gap
- switch track
- once in a while, next cylinder



# Rule of Thumb

Random I/O: Expensive  
Sequential I/O: Much less

- Ex: 1 KB Block
  - » Random I/O: ~ 20 ms.
  - » Sequential I/O: ~ 1 ms.

# Cost for Writing similar to Reading

.... unless we want to verify!  
need to add (full) rotation +  $\frac{\text{Block size}}{t}$

- To Modify a Block?

- To Modify a Block?

## To Modify Block:

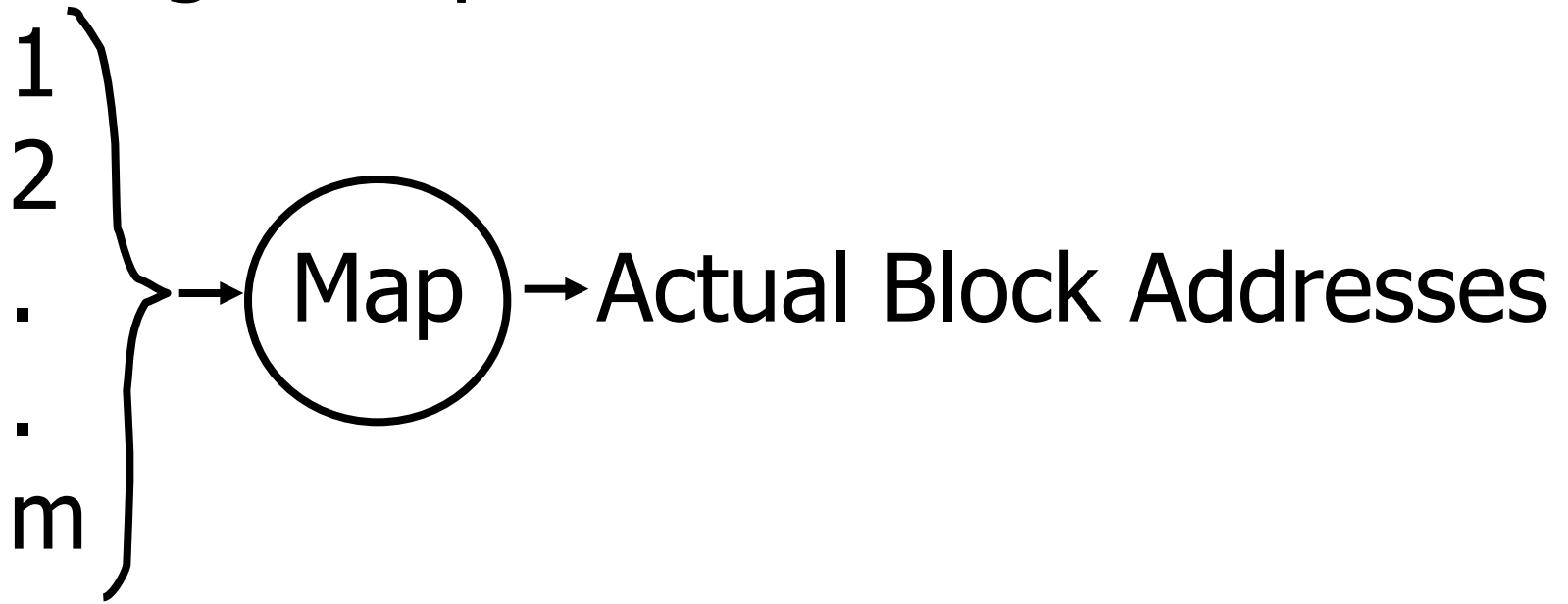
- (a) Read Block
- (b) Modify in Memory
- (c) Write Block
- [(d) Verify?]

# Block Address:

- Physical Device
- Cylinder #
- Surface #
- Sector

# Complication: Bad Blocks

- Messy to handle
- May map via software to integer sequence



# An Example

## Megatron 747 Disk (old)

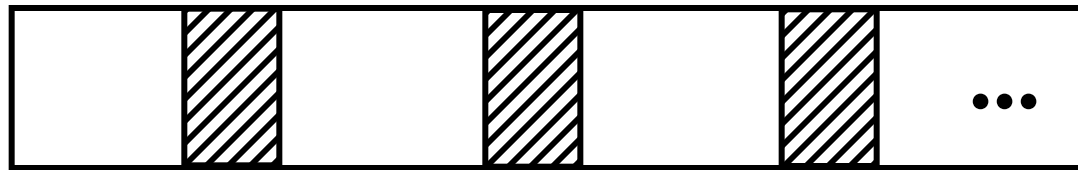
- 3.5 in diameter
- 3600 RPM
- 1 surface
- 16 MB usable capacity ( $16 \times 2^{20}$ )
- 128 cylinders
- seek time: average = 25 ms.  
adjacent cyl = 5 ms.

- 1 KB blocks = sectors
- 10% overhead between blocks
- capacity = 16 MB =  $(2^{20})16 = 2^{24}$
- # cylinders = 128 =  $2^7$
- bytes/cyl =  $2^{24}/2^7 = 2^{17} = 128$  KB
- blocks/cyl = 128 KB / 1 KB = 128



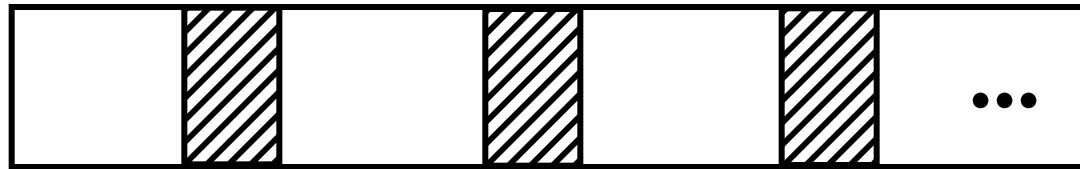
3600 RPM  $\rightarrow$  60 revolutions / sec  
 $\rightarrow$  1 rev. = 16.66 msec.

One track:



3600 RPM  $\rightarrow$  60 revolutions / sec  
 $\rightarrow$  1 rev. = 16.66 msec.

One track:



Time over useful data:  $(16.66)(0.9) = 14.99$  ms.

Time over gaps:  $(16.66)(0.1) = 1.66$  ms.

Transfer time 1 block =  $14.99/128 = 0.117$  ms.

Trans. time 1 block+gap =  $16.66/128 = 0.13$ ms.

# Burst Bandwidth

1 KB in 0.117 ms.

$$BB = 1/0.117 = 8.54 \text{ KB/ms.}$$

or

$$\begin{aligned} BB &= 8.54 \text{ KB/ms} \times 1000 \text{ ms/1sec} \times 1 \text{ MB/1024 KB} \\ &= 8540/1024 = 8.33 \text{ MB/sec} \end{aligned}$$

Sustained bandwidth (over track)  
128 KB in 16.66 ms.

$$SB = 128/16.66 = 7.68 \text{ KB/ms}$$

or

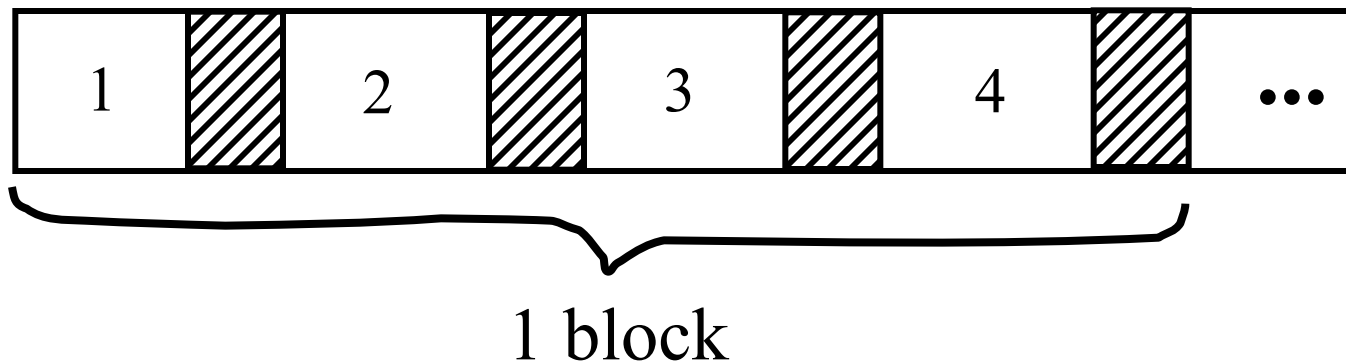
$$SB = 7.68 \times 1000/1024 = 7.50 \text{ MB/sec.}$$

$T_1$  = Time to read one random block

$T_1 = \text{seek} + \text{rotational delay} + \pi$

$$= 25 + (16.66/2) + .117 = 33.45 \text{ ms.}$$

Suppose OS deals with 4 KB blocks




$$T_4 = 25 + (16.66/2) + (.117) \times 1 \\ + (.130) \times 3 = 33.83 \text{ ms}$$

[Compare to  $T_1 = 33.45 \text{ ms}$ ]

$T_T$  = Time to read a full track  
(start at any block)

$$T_T = 25 + (0.130/2) + 16.66^* = 41.73 \text{ ms}$$

  
to get to first block

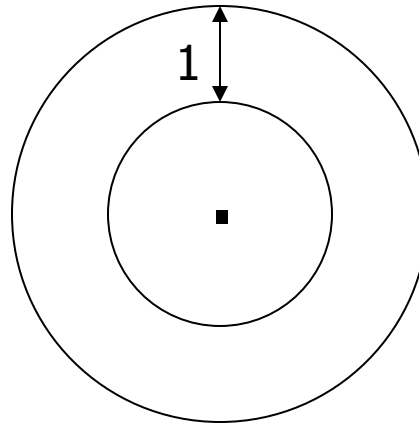
\* Actually, a bit less; do not have to read last gap.

# The NEW Megatron 747

- 8 Surfaces, 3.5 Inch diameter
  - outer 1 inch used
- $2^{13} = 8192$  Tracks/surface
- 256 Sectors/track
- $2^9 = 512$  Bytes/sector



- 8 GB Disk
- If all tracks have 256 sectors
  - Outermost density: 100,000 bits/inch
  - Inner density: 250,000 bits/inch



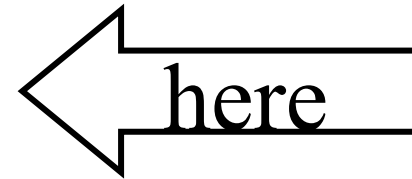
- Outer third of tracks: 320 sectors
- Middle third of tracks: 256
- Inner third of tracks: 192
  
- Density: 114,000 → 182,000 bits/inch

# Timing for new Megatron 747 (Ex 2.3)

- Time to read 4096-byte block:
  - MIN: 0.5 ms
  - MAX: 33.5 ms
  - AVE: 14.8 ms

# Outline

- Hardware: Disks
- Access Times
- Example: Megatron 747
- Optimizations
- Other Topics
  - Storage Costs
  - Using Secondary Storage
  - Disk Failures



# Optimizations (in controller or O.S.)

- Disk Scheduling Algorithms
  - e.g., elevator algorithm
- Track (or larger) Buffer
- Pre-fetch
- Arrays
- Mirrored Disks
- On Disk Cache

# Double Buffering

Problem: Have a File

» Sequence of Blocks B1, B2

Have a Program

» Process B1

» Process B2

» Process B3

⋮

# Single Buffer Solution

- (1) Read B1 → Buffer
- (2) Process Data in Buffer
- (3) Read B2 → Buffer
- (4) Process Data in Buffer ...

Say  $P$  = time to process/block

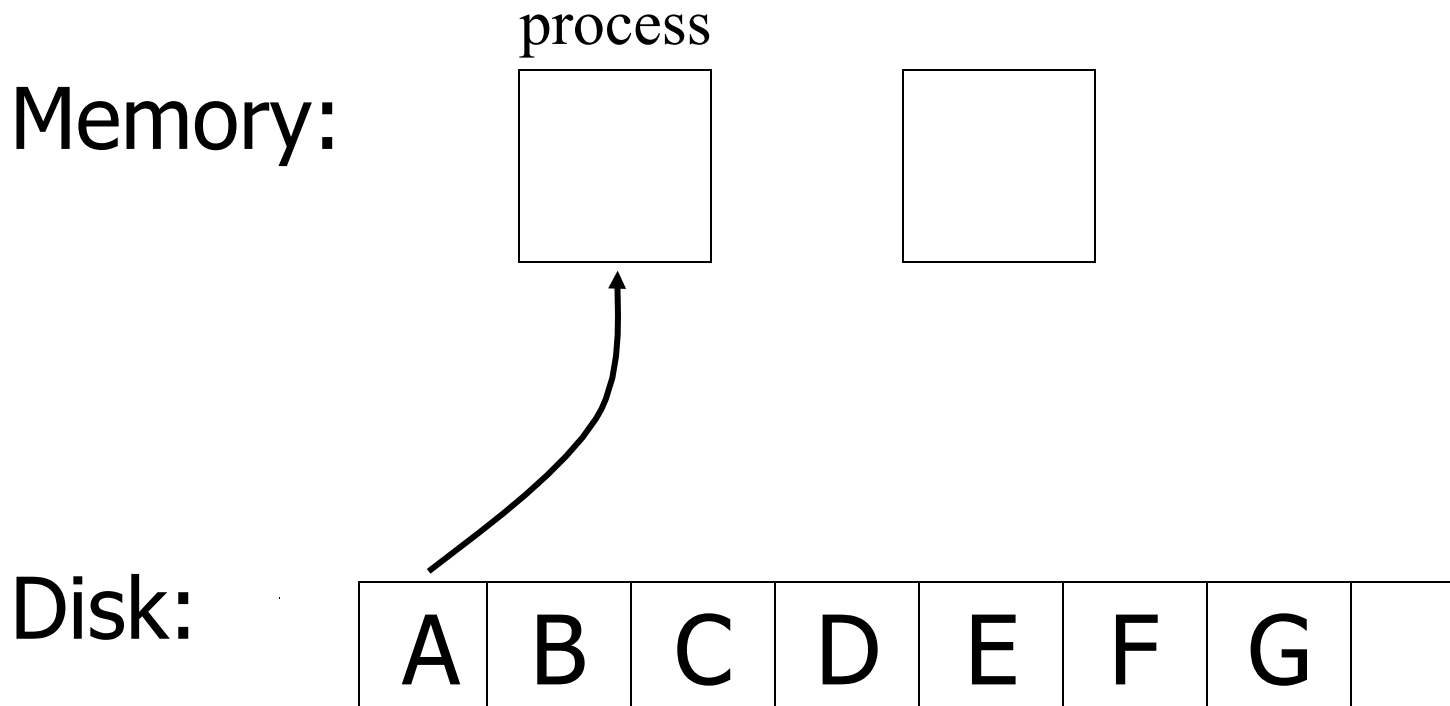
$R$  = time to read in 1 block

$n$  = # blocks

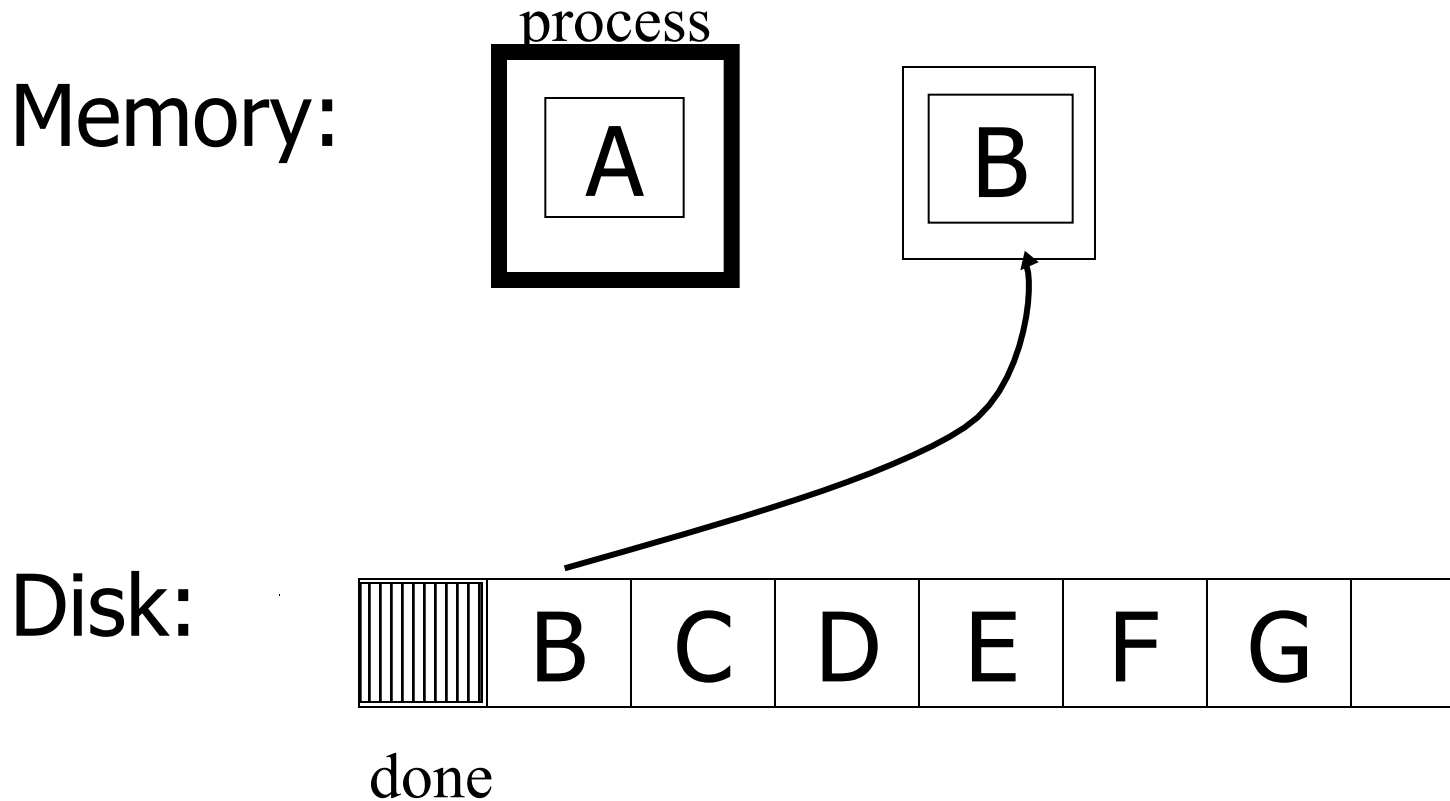
Single buffer time =  $n(P+R)$



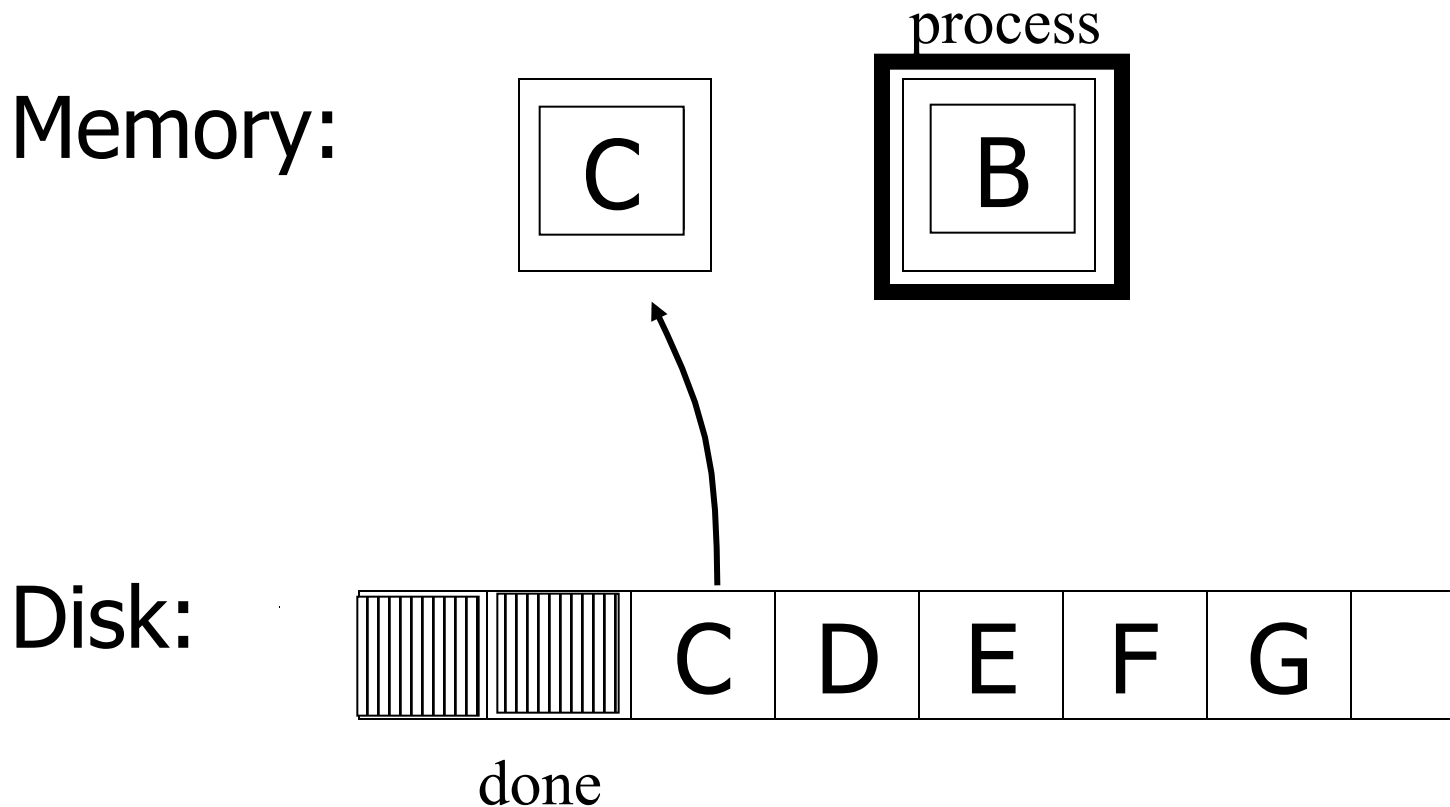
# Double Buffering



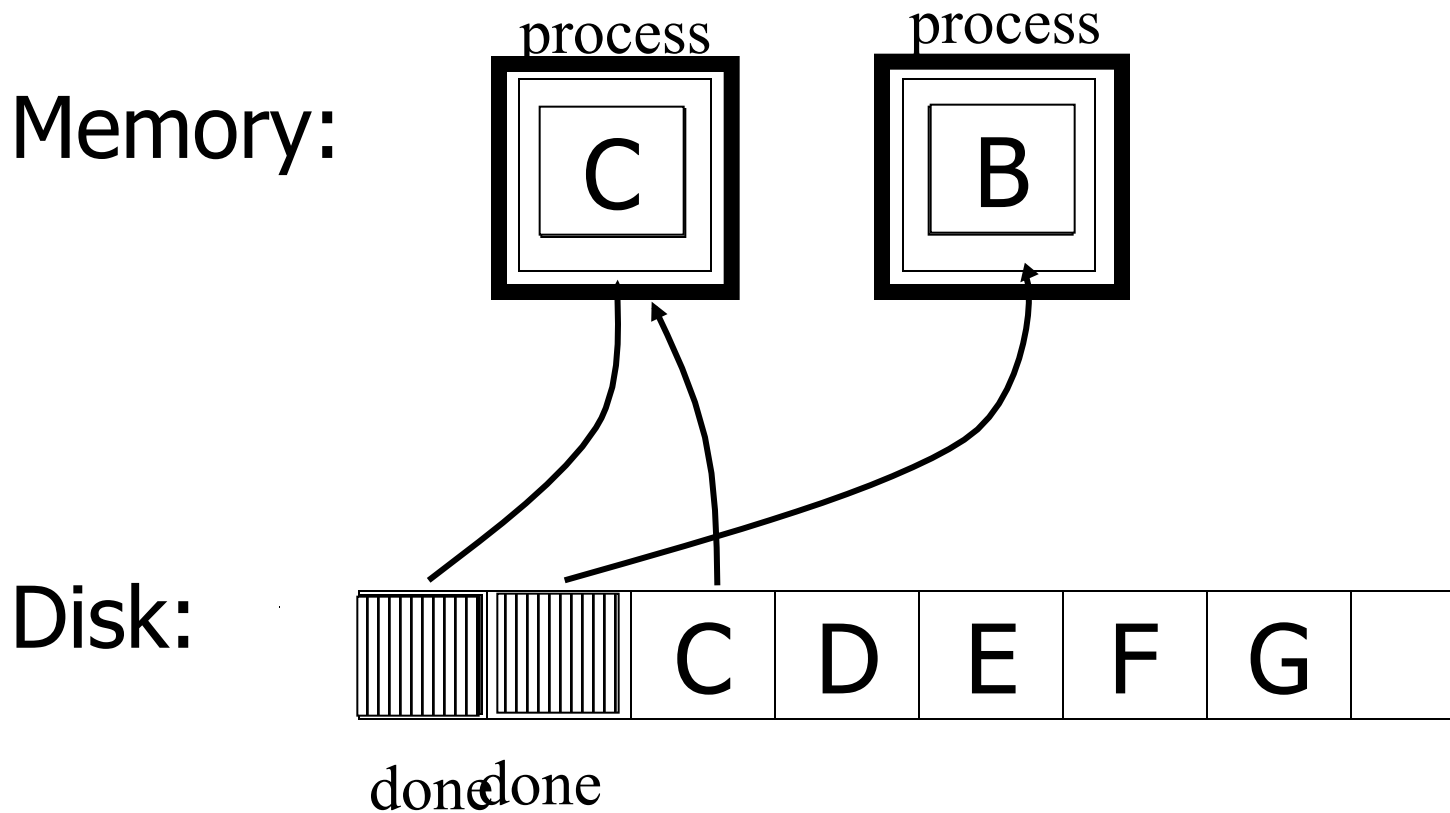
# Double Buffering



# Double Buffering



# Double Buffering



Say  $P \geq R$

$P$  = Processing time/block

$R$  = IO time/block

$n$  = # blocks

What is processing time?

Say  $P \geq R$

$P$  = Processing time/block

$R$  = IO time/block

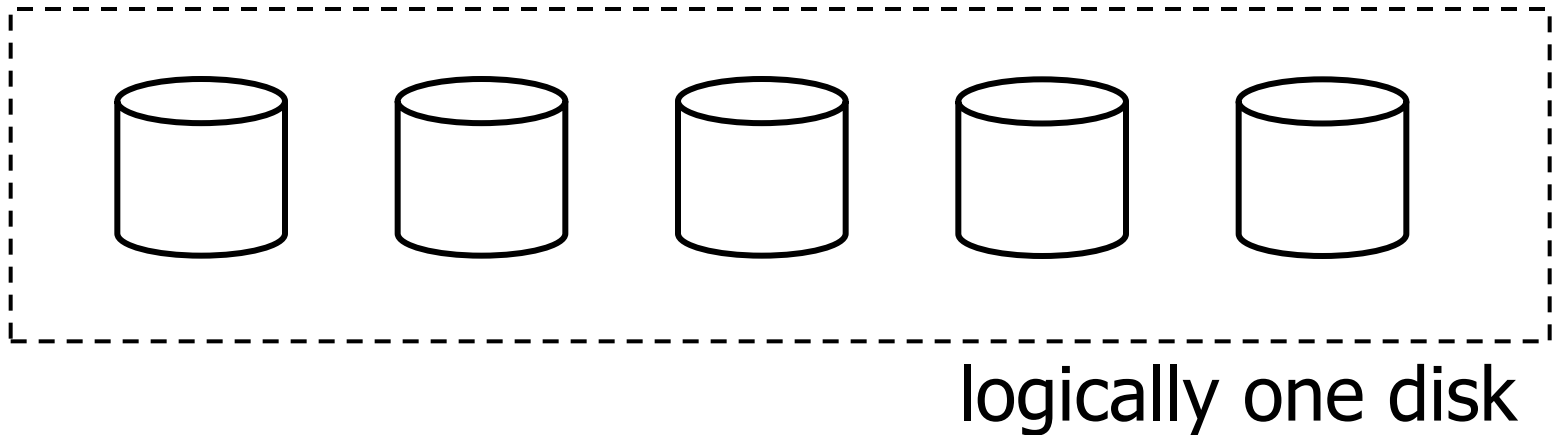
$n$  = # blocks

## What is processing time?

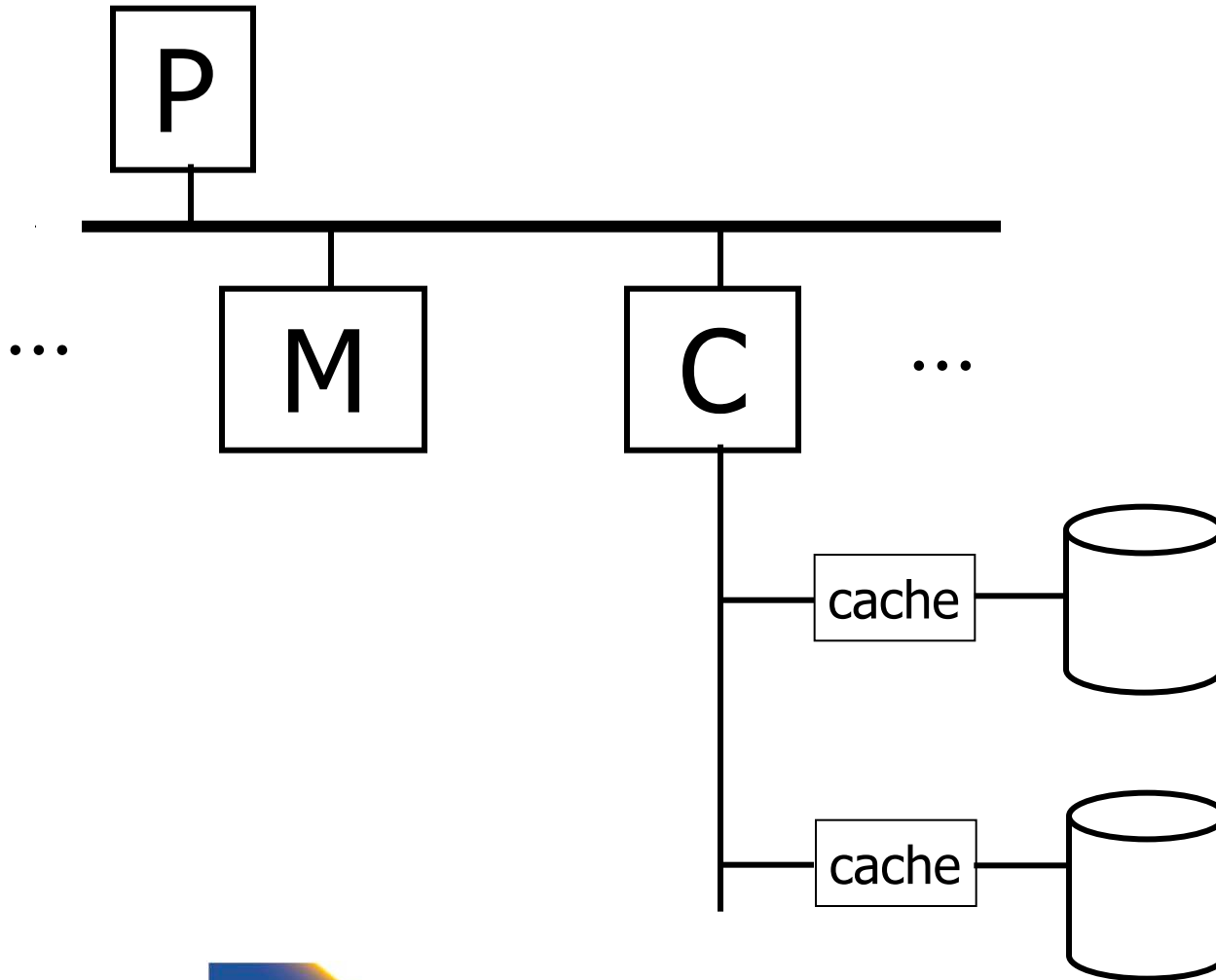
- Double buffering time =  $R + nP$
- Single buffering time =  $n(R+P)$

# Disk Arrays

- RAIDs (various flavors)
- Block Striping
- Mirrored



# On Disk Cache





# Block Size Selection?

- Big Block → Amortize I/O Cost, Less Management Overhead



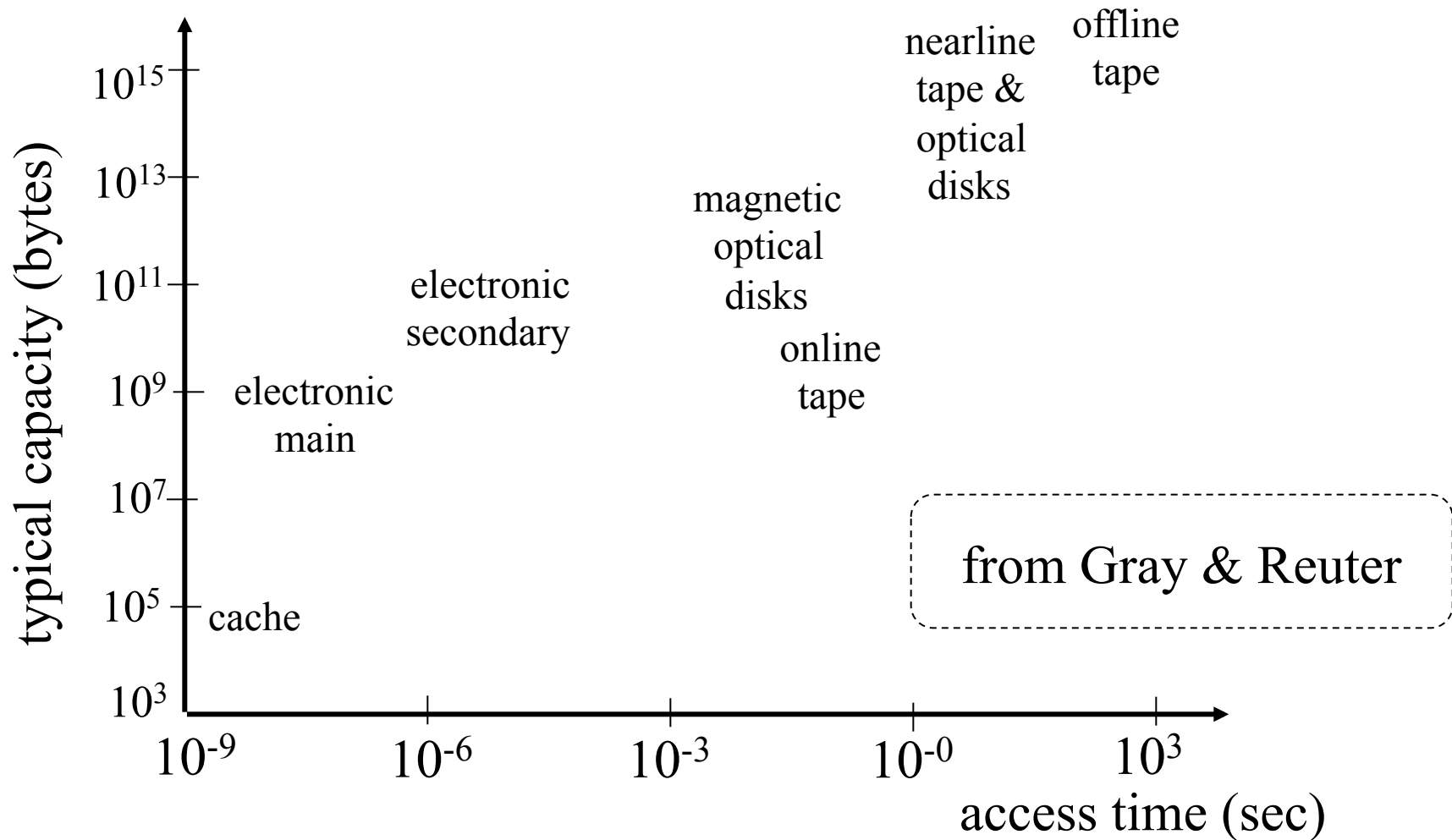
Unfortunately...

- Big Block ⇒ Read in more useless stuff!  
and takes longer to read

# Trend

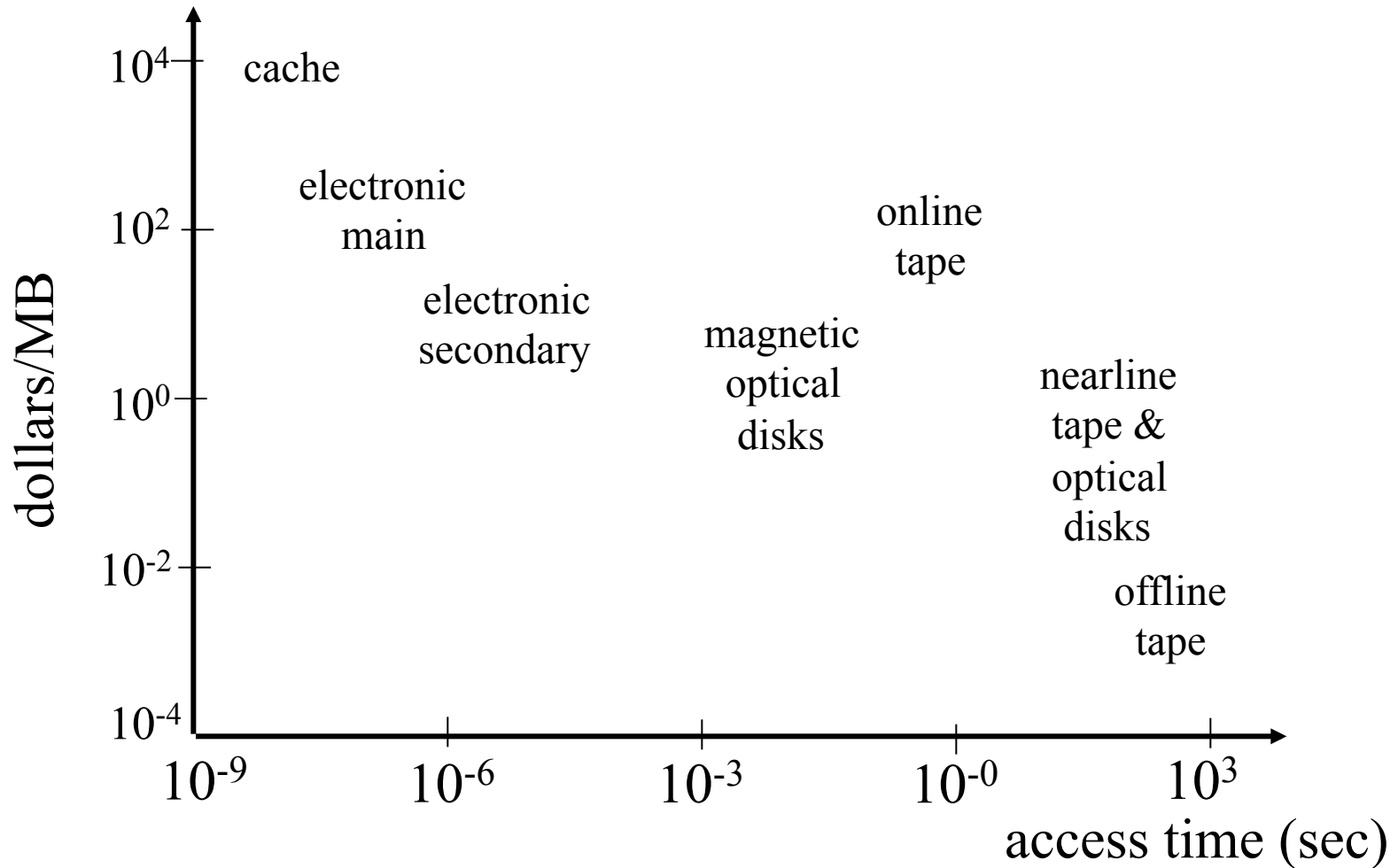
- As memory prices drop, blocks get bigger ...

# Storage Cost



# Storage Cost

from Gray & Reuter



# Using secondary storage effectively

- Example: Sorting data on disk
- Conclusion:
  - I/O costs dominate
  - Design algorithms to reduce I/O
- Also: How big should blocks be?

# Five Minute Rule

- **THE 5 MINUTE RULE FOR TRADING MEMORY FOR DISC ACCESSES**  
Jim Gray & Franco Putzolu  
May 1985
- **The Five Minute Rule, Ten Years Later**  
Goetz Graefe & Jim Gray  
December 1997

# Five Minute Rule

- Say a page is accessed every  $X$  seconds
- $CD$  = cost if we keep that page on disk
  - $\$D$  = cost of disk unit
  - $I$  = numbers IOs that unit can perform per second
  - In  $X$  seconds, unit can do  $XI$  IOs
  - So  $CD = \$D / XI$

# Five Minute Rule

- Say a page is accessed every  $X$  seconds
- $CM$  = cost if we keep that page on RAM
  - $\$M$  = cost of 1 MB of RAM
  - $P$  = numbers of pages in 1 MB RAM
  - So  $CM = \$M / P$



# Five Minute Rule

- Say a page is accessed every  $X$  seconds
- If  $CD$  is smaller than  $CM$ ,
  - keep page on disk
  - else keep in memory
- Break even point when  $CD = CM$ , or

$$X = \frac{\$D \quad P}{I \quad \$M}$$

# Using '97 Numbers

- $P = 128$  pages/MB (8KB pages)
  - $I = 64$  accesses/sec/disk
  - $\$D = 2000$  dollars/disk (9GB + controller)
  - $\$M = 15$  dollars/MB of DRAM
- 
- $X = 266$  seconds (about 5 minutes)  
(did not change much from 85 to 97)

# Disk Failures

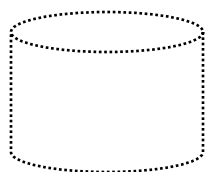
- Partial → Total
- Intermittent → Permanent

# Coping with Disk Failures

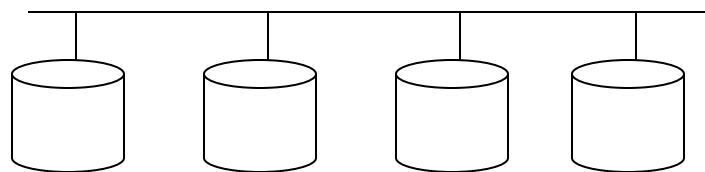
- Detection
  - e.g. Checksum
  
- Correction
  - ⇒ Redundancy

# At what level do we cope?

- Single Disk
  - e.g., Error Correcting Codes
- Disk Array




Logical




Physical

# → Operating System


e.g., Stable Storage



Logical Block




Copy A




Copy B

# → Database System


- e.g.,



Current DB



Log



Last week's DB

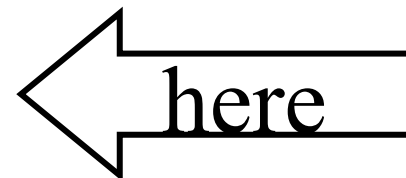
# Summary

- Secondary storage, mainly disks
- I/O times + formulas
  - Sequential vs. random
- I/Os should be avoided,  
especially random ones.....
- OS optimizations
- Disk errors



# Outline

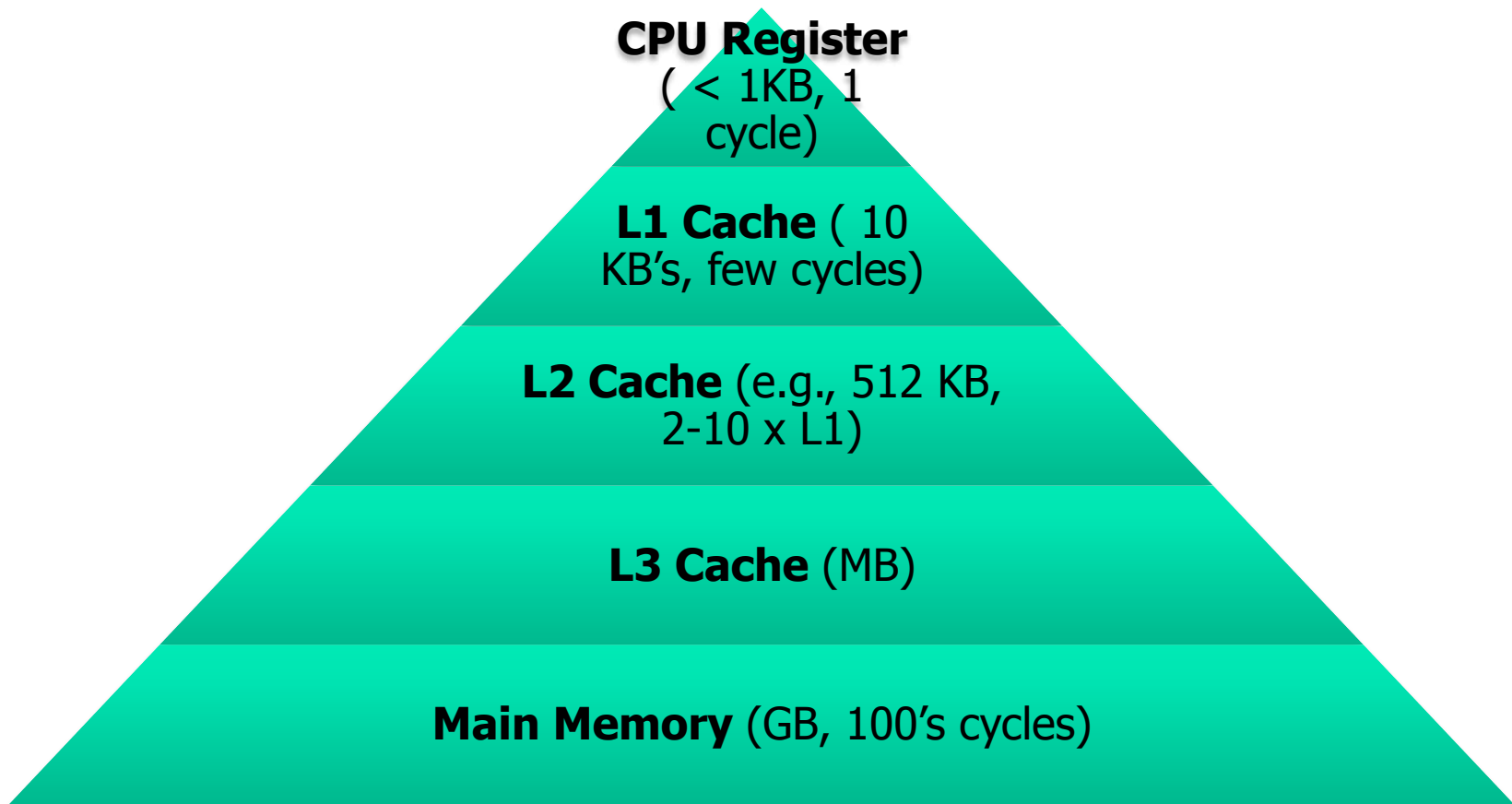
- Hardware: Disks
- Access Times
- Example: Megatron 747
- Optimizations
- Other Topics
  - Storage Costs
  - Using Secondary Storage
  - Disk Failures



# Outlook - Hardware

- Disk Access is the main limiting factor
- However, to implement fast DBMS
  - need to understand other parts of the hardware
    - Memory hierarchy
    - CPU architecture: pipelining, vector instructions, OOE, ...
    - SSD storage
  - need to understand how OS manages hardware
    - File access, VM, Buffering, ...

# Memory Hierarchy



# Memory Hierarchy

- **Compare:** Disk vs. Main Memory
- Reduce accesses to main memory
- Cache conscious algorithms

# Increasing Amount of Parallelism

- Contention on, e.g., Memory
- NUMA
- Algorithmic Challenges
  - How to parallelize algorithms?
  - Sometime: Completely different approach required
  - -> Rewrite large parts of DBMS

# New Trend: Software/Hardware Co-design

- Actually, revived trend: database machines (80's)
- New goals: power consumption
- Design specific hardware and write special software for it
- E.g., Oracle Exadata, Oracle Labs

# CS 525: Advanced Database Organization

## 03: Disk Organization



Boris Glavic

Slides: adapted from a [course](#) taught by [Hector Garcia-Molina](#), Stanford InfoLab

# Topics for today

- How to lay out data on disk
- How to move it to/from memory



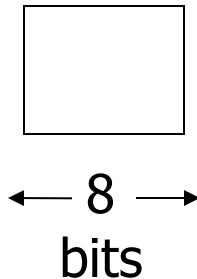
# What are the data items we want to store?

- a salary
- a name
- a date
- a picture

# What are the data items we want to store?

- a salary
- a name
- a date
- a picture

⇒ What we have available: Bytes



# To represent:

- Integer (short): 2 bytes  
e.g., 35 is

00000000 00100011

Endian! Could as well be

00100011 00000000

- Real, floating point  
 $n$  bits for mantissa,  $m$  for exponent....

# To represent:

- Characters
  - various coding schemes suggested,  
most popular is ASCII (1 byte encoding)

## Example:

A: 1000001  
a: 1100001  
5: 0110101  
LF: 0001010

# To represent:

- Boolean

e.g., TRUE      

1111	1111
------	------

FALSE      

0000	0000
------	------

- Application specific

e.g., enumeration

RED → 1

GREEN → 3

BLUE → 2

YELLOW → 4 ...

# To represent:

- Boolean

e.g., TRUE      

1111	1111
------	------

FALSE      

0000	0000
------	------

- Application specific

e.g., RED → 1      GREEN → 3

BLUE → 2      YELLOW → 4 ...

⇒ Can we use less than 1 byte/code?

Yes, but only if desperate...

# To represent:

- Dates

- e.g.: - Integer, # days since Jan 1, 1900
- 8 characters, YYYYMMDD
- 7 characters, YYYYDDD  
(not YYMMDD! Why?)


- Time

- e.g. - Integer, seconds since midnight
- characters, HHMMSSFF

# To represent:

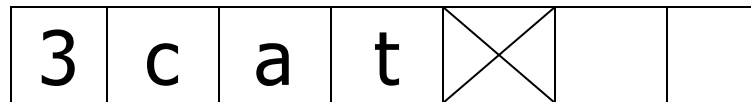
- String of characters
  - Null terminated

e.g.,



- Length given

e.g.,



- Fixed length



# To represent:

- Bag of bits

Length	Bits
--------	------

# Key Point

- Fixed length items
- Variable length items
  - usually length given at beginning

Also

- Type of an item: Tells us how to interpret  
(plus size if fixed)

# Overview

Data Items



Records



Blocks



Files



Memory

Record - Collection of related data items (called FIELDS)

E.g.: Employee record:

name field,

salary field,

date-of-hire field, ...

# Types of records:

- Main choices:
  - FIXED vs VARIABLE FORMAT
  - FIXED vs VARIABLE LENGTH

# Fixed format

A SCHEMA (not record) contains following information

- # fields
- type of each field
- order in record
- meaning of each field

# Example: fixed format and length

## Employee record

- (1) E#, 2 byte integer
- (2) E.name, 10 char.
- (3) Dept, 2 byte code

Schema

55	s m i t h	02
----	-----------	----

83	j o n e s	01
----	-----------	----

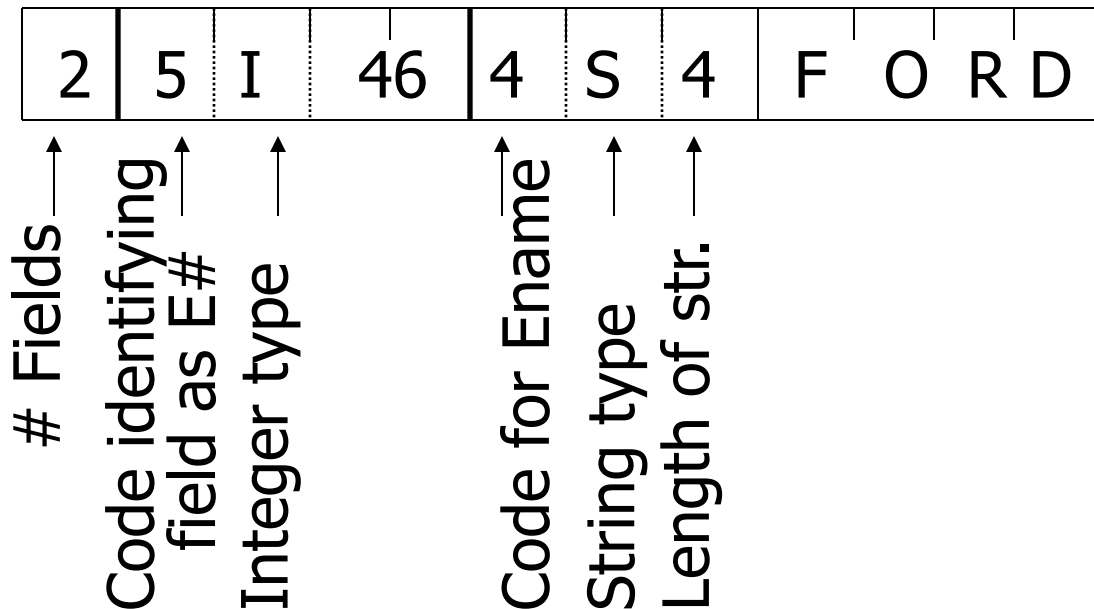
Records



# Variable format

- Record itself contains format  
“Self Describing”

# Example: variable format and length



Field name codes could also be strings, i.e. TAGS

# Variable format useful for:

- “sparse” records
- repeating fields
- evolving formats



But may waste space...

Additional indirection...

- EXAMPLE: var format record with repeating fields

Employee → one or more → children

3	E_name: Fred	Child: Sally	Child: Tom
---	--------------	--------------	------------

Note: Repeating fields does not imply

- variable format, nor
- variable size

John	Sailing	Chess	--
------	---------	-------	----

Note: Repeating fields does not imply

- variable format, nor
- variable size

John	Sailing	Chess	--
------	---------	-------	----

- Key is to allocate maximum number of repeating fields (if not used → null)

☆ Many variants between  
fixed - variable format:

Example: Include record type in record



↑  
record type      ← record length

tells me what  
to expect  
(i.e. points to schema)

# Record header - data at beginning that describes record

May contain:

- record type
- record length
- time stamp
- null-value bitmap
- other stuff ...



# Other interesting issues:

- Compression
  - within record - e.g. code selection
  - collection of records - e.g. find common patterns
- Encryption
- Splitting of large records
  - E.g., image field, store pointer

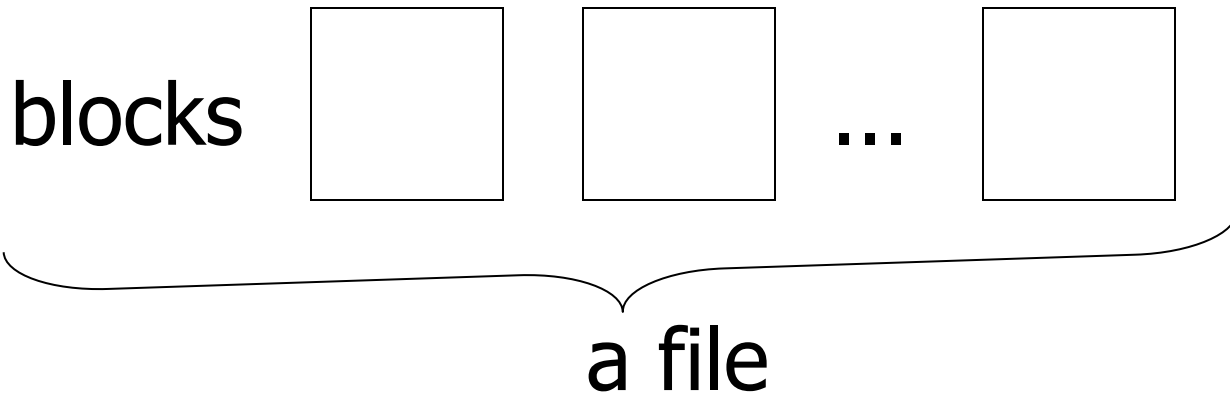

# Record Header – null-map

- SQL: NULL is special value for every data type
  - Reserve one value for each data type as NULL?
- Easier solution
  - Record header has a bitmap to store whether field is NULL
  - Only store non-NULL fields in record

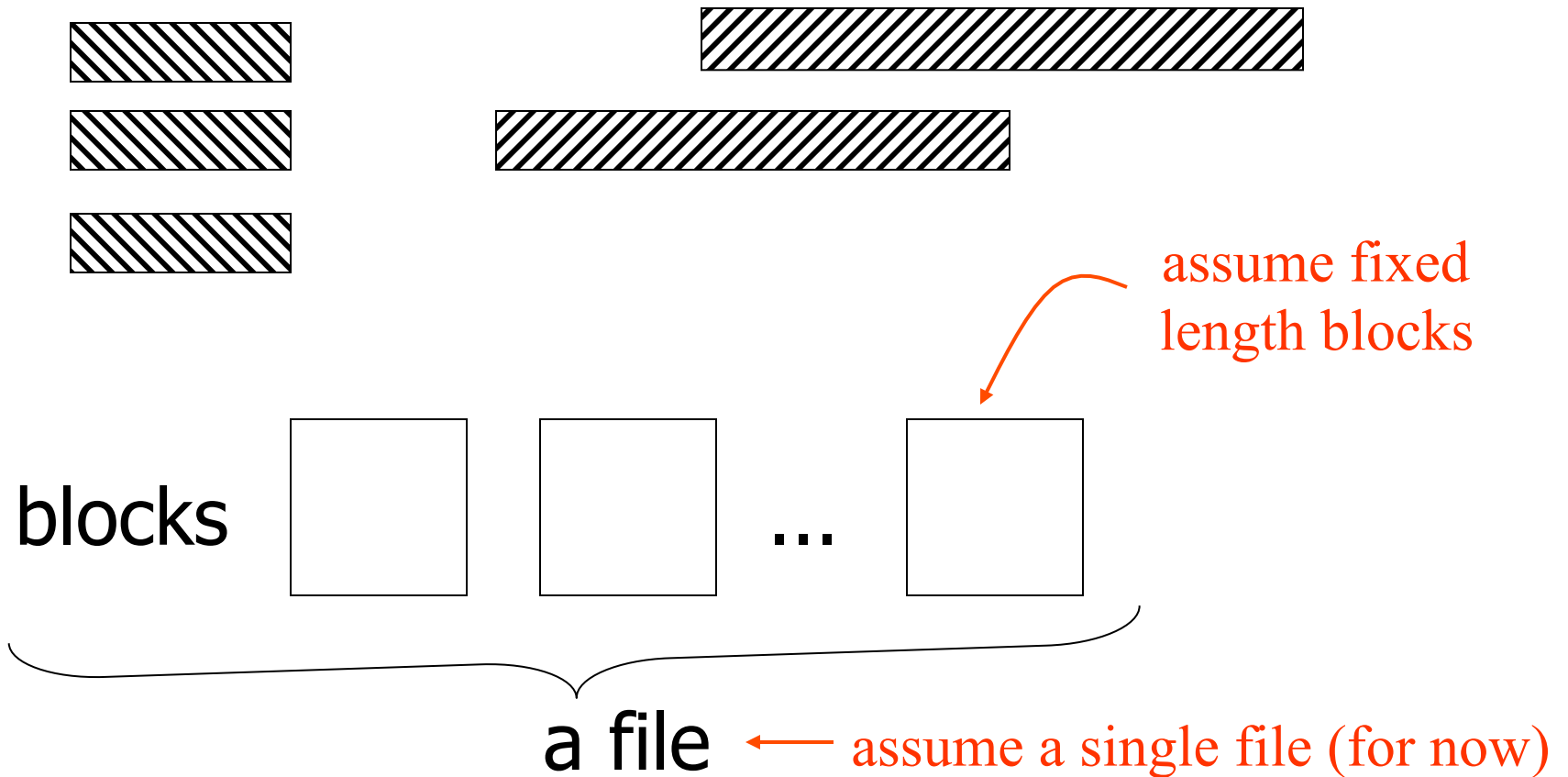
# Separate Storage of Large Values

- Store fields with large values separately
  - E.g., image or binary document
  - Records have pointers to large field content
- Rationale
  - Large fields mostly not used in search conditions
  - Benefit from smaller records

# Next: placing records into blocks



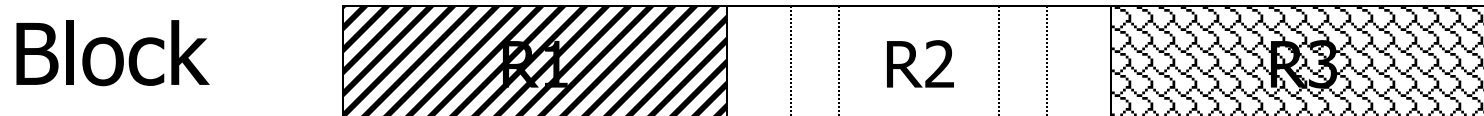
# Next: placing records into blocks



# Options for storing records in blocks:

- (1) separating records
- (2) spanned vs. unspanned
- (3) sequencing
- (4) indirection

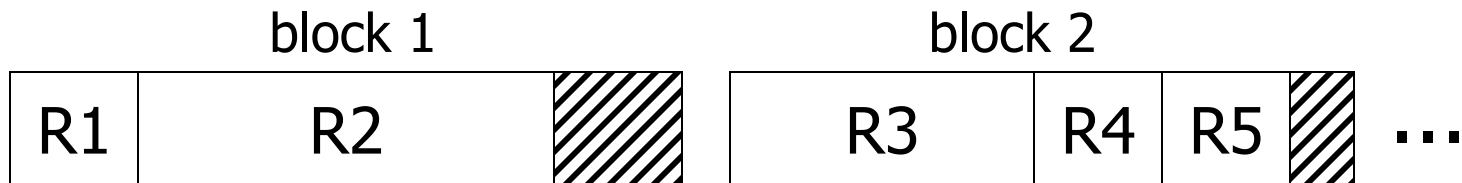
# (1) Separating records



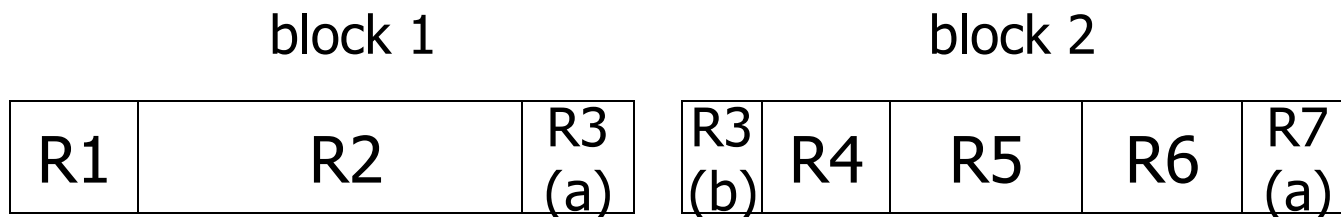
- (a) no need to separate - fixed size recs.
- (b) special marker
- (c) give record lengths (or offsets)
  - within each record
  - in block header

## (2) Spanned vs. Unspanned

- Unspanned: records must be within one block

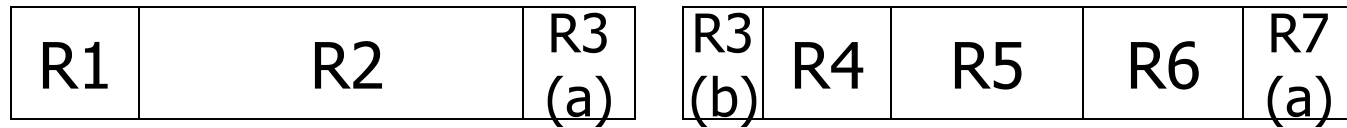


- Spanned





# With spanned records:



need indication  
of partial record  
“pointer” to rest

need indication  
of continuation  
(+ from where?)

## Spanned vs. unspanned:

- Unspanned is much simpler, but may waste space...
- Spanned essential if  
record size  $>$  block size

## (3) Sequencing

- Ordering records in file (and block) by some key value

Sequential file (  $\Rightarrow$  sequenced)

# Why sequencing?

Typically to make it possible to efficiently read records in order

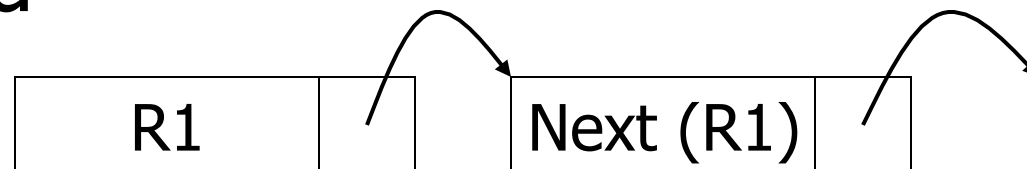
(e.g., to do a merge-join — discussed later)

# Sequencing Options

(a) Next record physically contiguous



(b) Linked



# Sequencing Options

## (c) Overflow area

Records  
in sequence

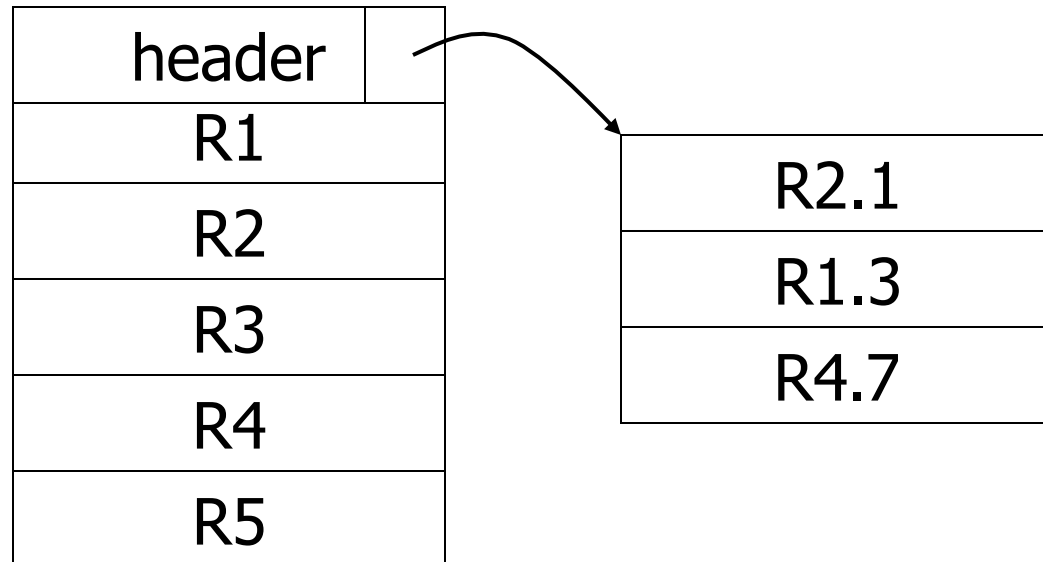
R1
R2
R3
R4
R5



# Sequencing Options


## (c) Overflow area

Records  
in sequence



## (4) Indirection


- How does one refer to records?





## (4) Indirection

- How does one refer to records?



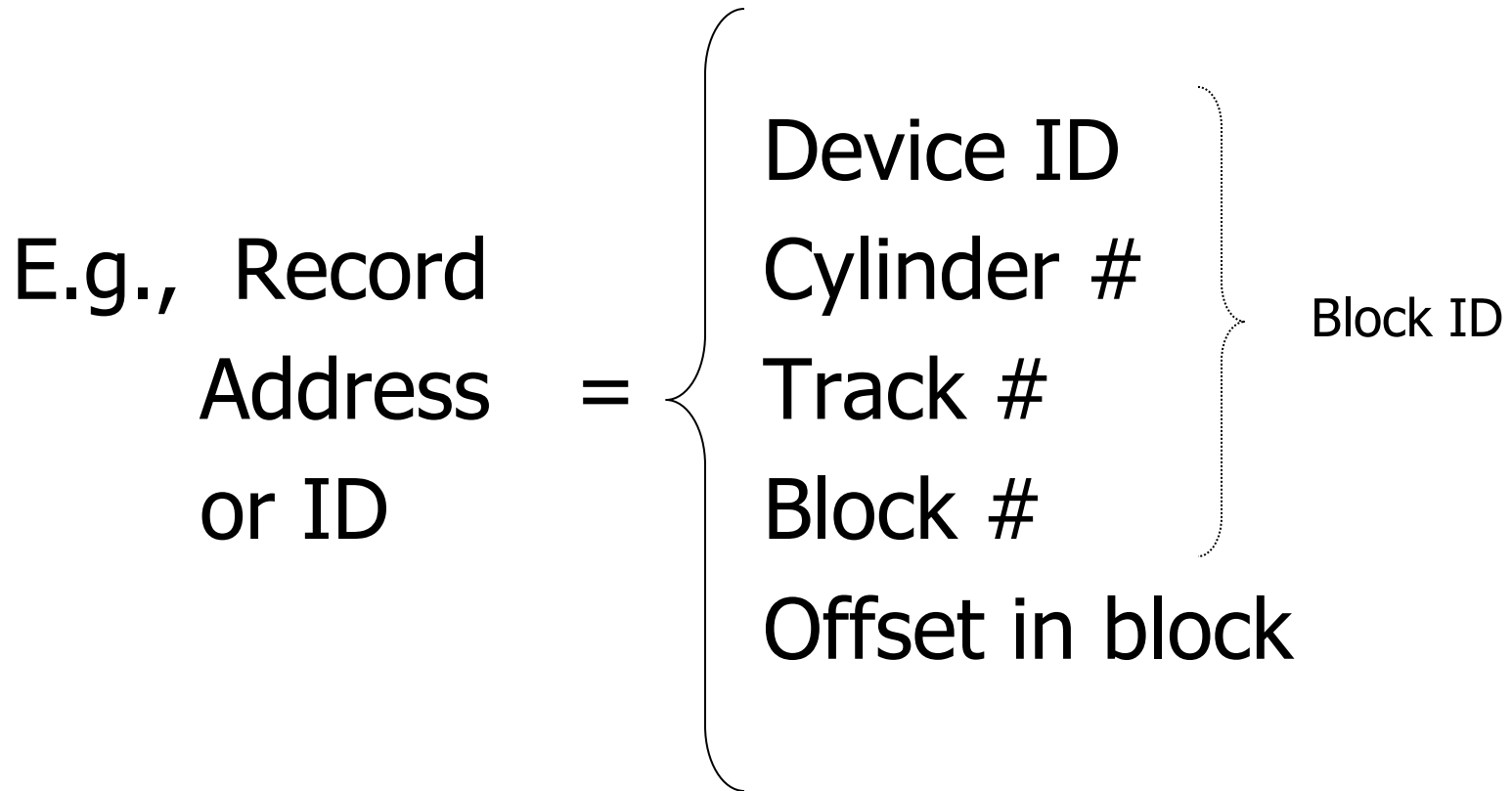
Many options:

Physical



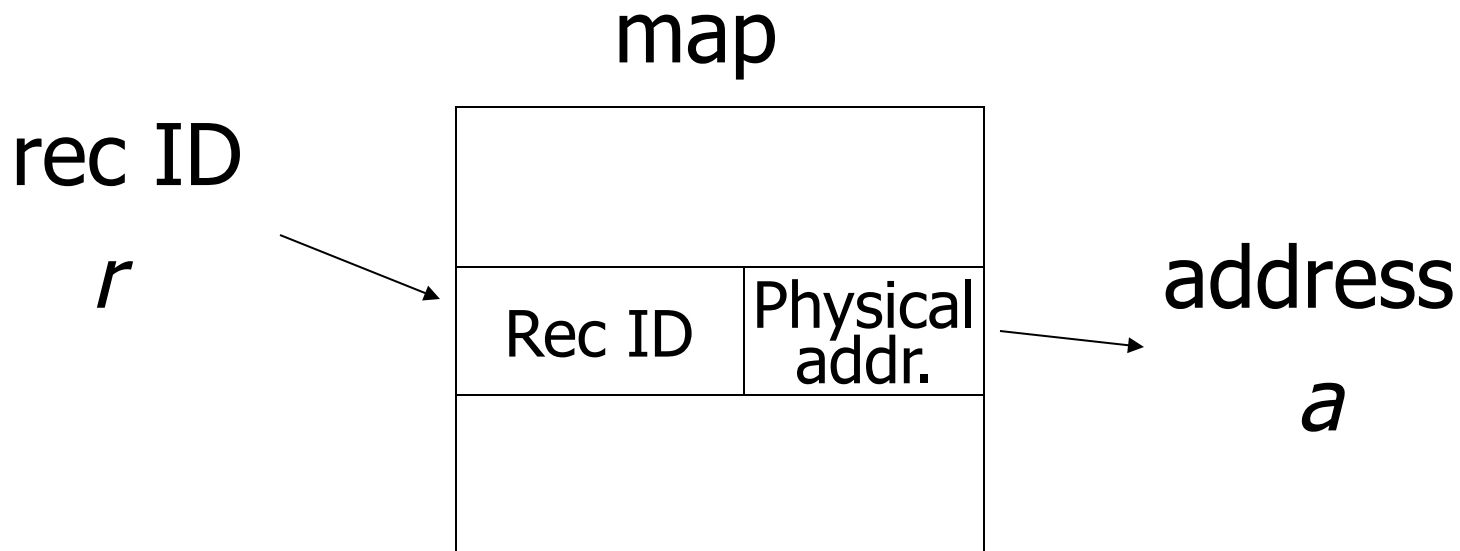
Indirect

# ☆ Purely Physical



# ☆ Fully Indirect

E.g., Record ID is arbitrary bit string



# Tradeoff

Flexibility  $\longleftrightarrow$  Cost  
to move records of indirection  
(for deletions, insertions)

Physical  $\longleftrightarrow$  Indirect



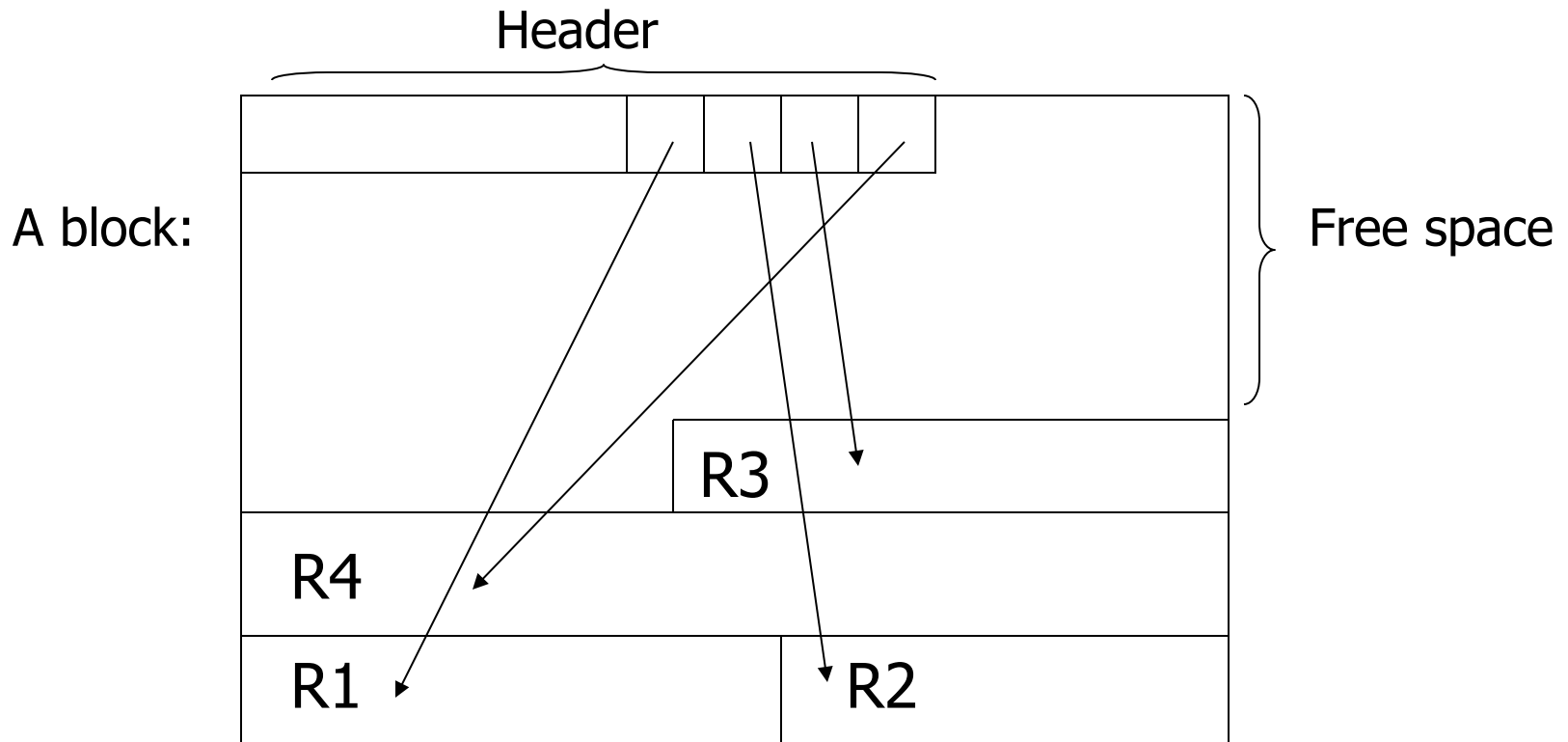
Many options  
in between ...

# Block header - data at beginning that describes block

## May contain:

- File ID (or RELATION or DB ID)
- This block ID
- Record directory
- Pointer to free space
- Type of block (e.g. contains recs type 4; is overflow, ...)
- Pointer to other blocks “like it”
- Timestamp ...

# Example: Indirection in block



# Tuple Identifier (TID)

- TID is
  - Page identifier
  - Slot number
- Slot stores either record or pointer (TID)
- TID of a record is fixed for all time

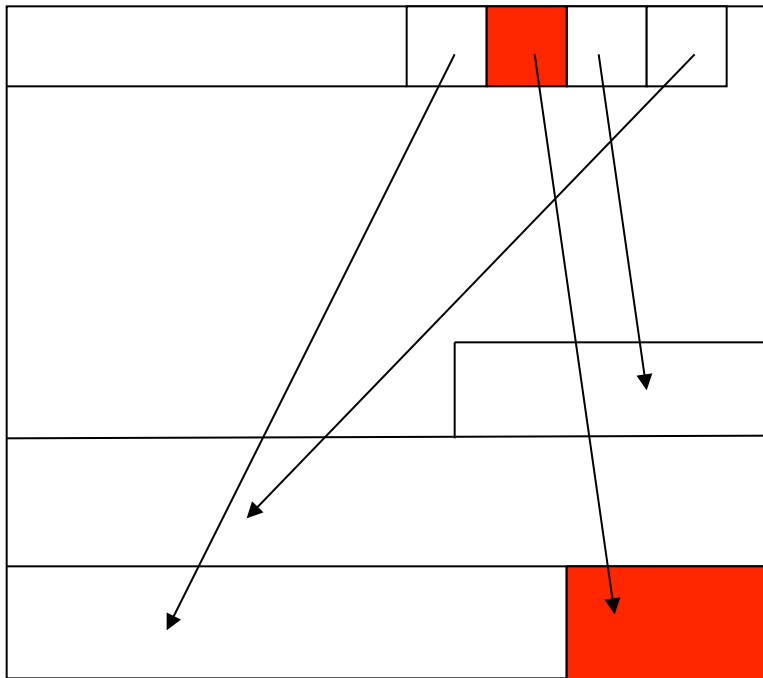


# TID Operations

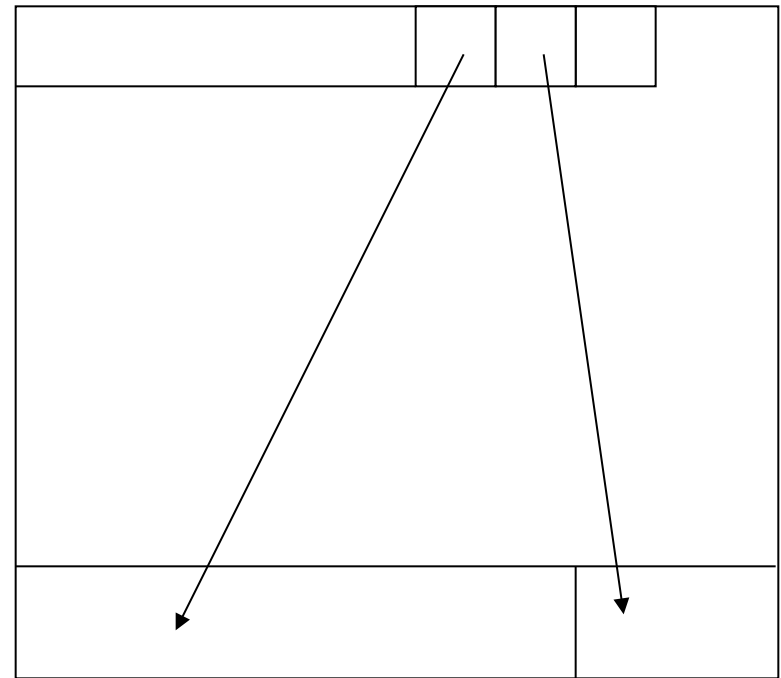
- Insertion
  - Set TID to record location (page, slot)
- Moving record
  - e.g., update variable-size or reorganization
  - Case 1: TID points to record
    - Replace record with pointer (new TID)
  - Case 2: TID points to pointer (TID)
    - Replace pointer with new pointer

# TID: Block 1, Slot 2

Block 1



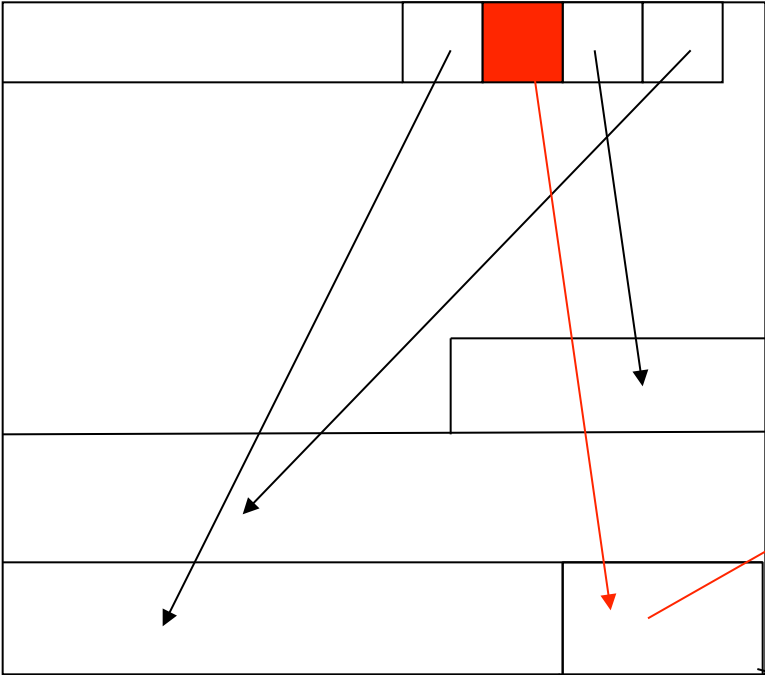
Block 2



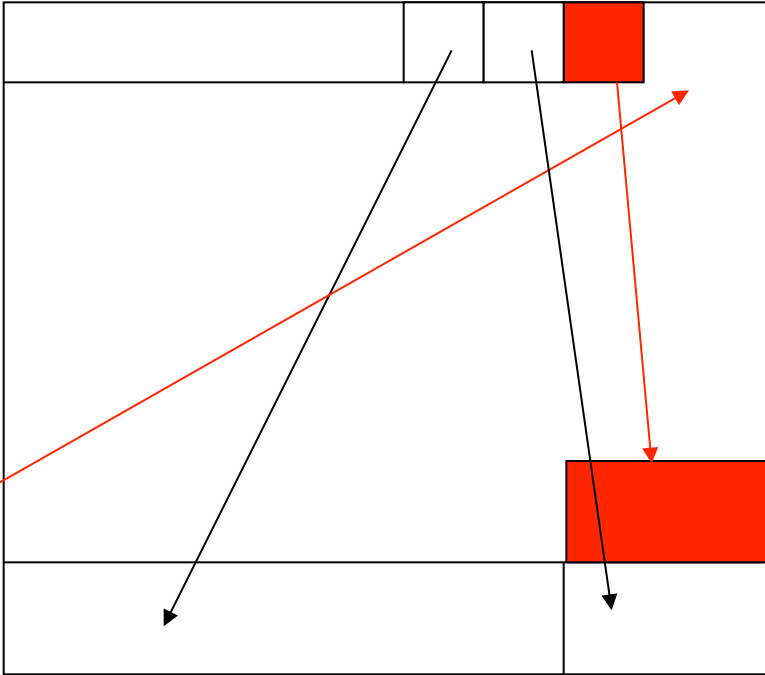
# Move record to Block 2 slot 3 -> TID does not change!

TID: Block 1, Slot 2

Block 1



Block 2

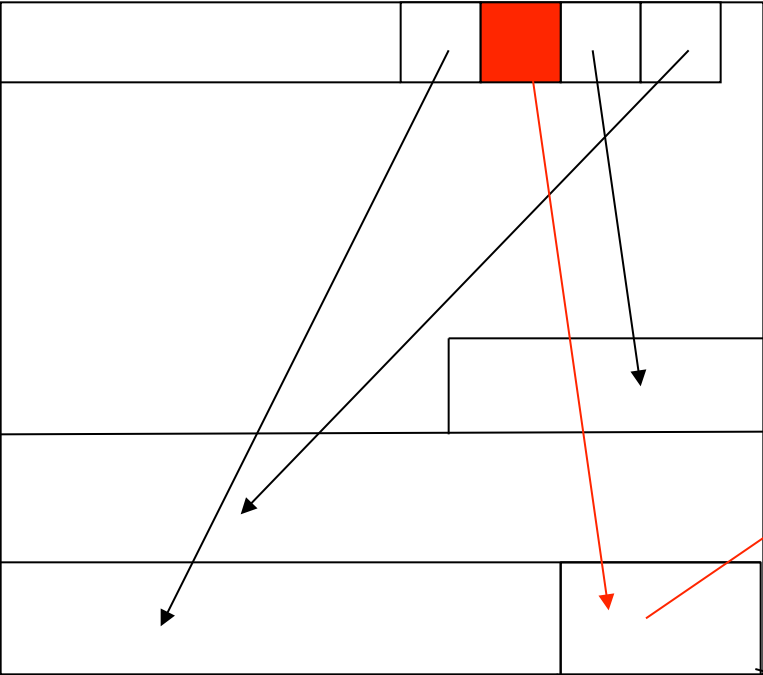


Block 2, Slot 3

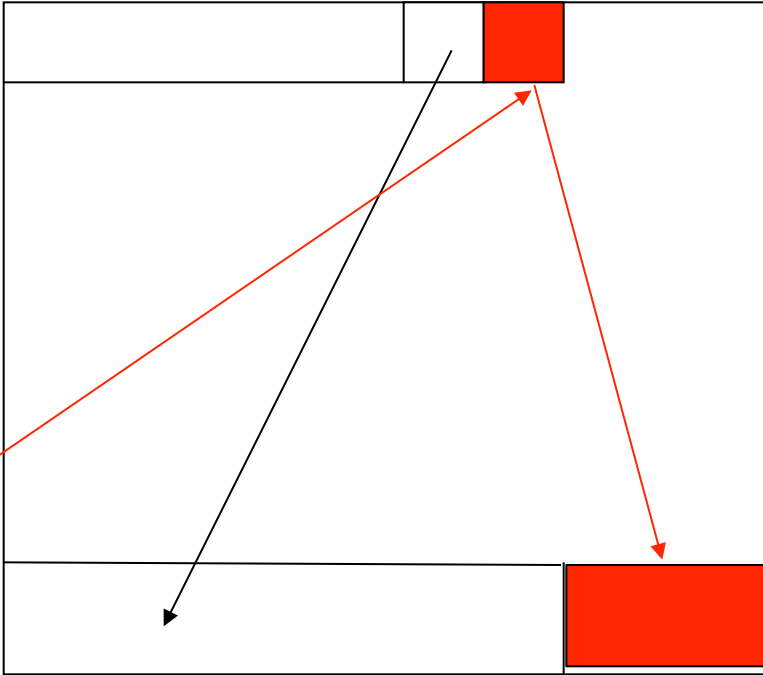
**Move record again to Block 2 slot 2  
-> still one level of indirection**

**TID: Block 1, Slot 2**

Block 1



Block 2



**Block 2, Slot 2**

# TID Properties

- TID of record never changes
  - Can be used safely as pointer to record (e.g., in index)
- At most one level of indirection
  - Relatively efficient
  - Changes to physical address - changing max 2 pages

# Options for storing records in blocks:

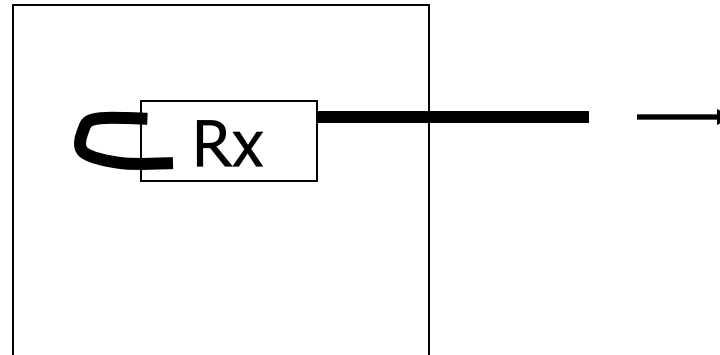
- (1) separating records
- (2) spanned vs. unspanned
- (3) sequencing
- (4) indirection

# Other Topics

- (1) Insertion/Deletion
- (2) Buffer Management
- (3) Comparison of Schemes

# Deletion

Block





# Options:

- (a) Immediately reclaim space
- (b) Mark deleted

# Options:

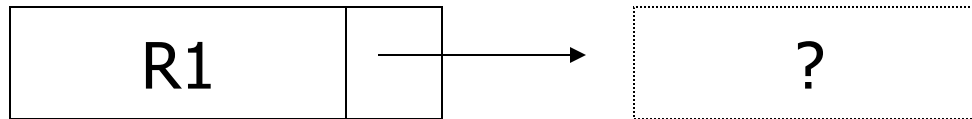
- (a) Immediately reclaim space
- (b) Mark deleted
  - May need chain of deleted records  
(for re-use)
  - Need a way to mark:
    - special characters
    - delete field
    - in map

## ☆ As usual, many tradeoffs...

- How expensive is it to move valid record to free space for immediate reclaim?
- How much space is wasted?
  - e.g., deleted records, delete fields, free space chains,...

# Concern with deletions

## Dangling pointers



# Solution #1: Do not worry

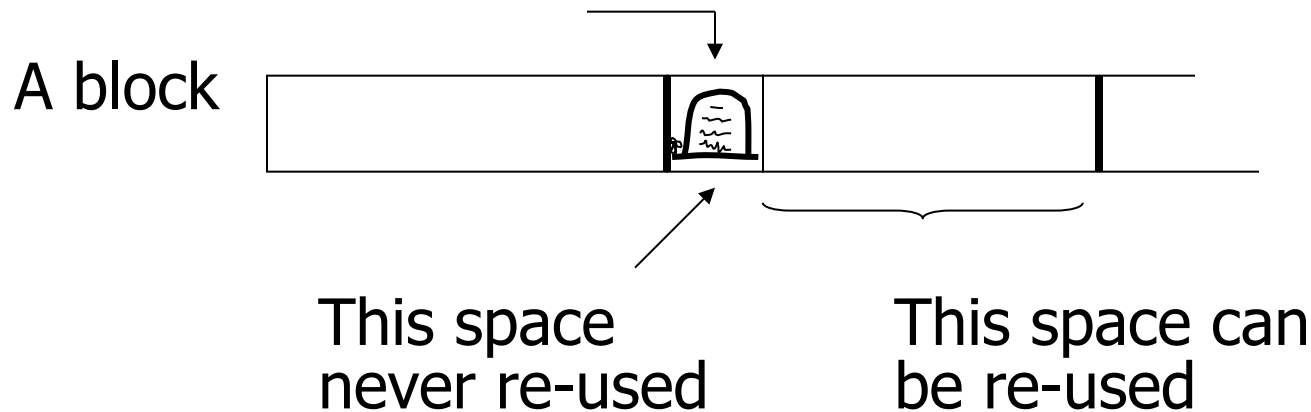
# Solution #2: Tombstones

E.g., Leave “MARK” in map or old location

# Solution #2: Tombstones

E.g., Leave “MARK” in map or old location

- Physical IDs




# Solution #2: Tombstones

E.g., Leave “MARK” in map or old location

- Logical IDs

map

ID	LOC
7788	

Never reuse  
ID 7788 nor  
space in map...



# Insert

## Easy case: records not in sequence

- Insert new record at end of file or in deleted slot
- If records are variable size, not as easy...

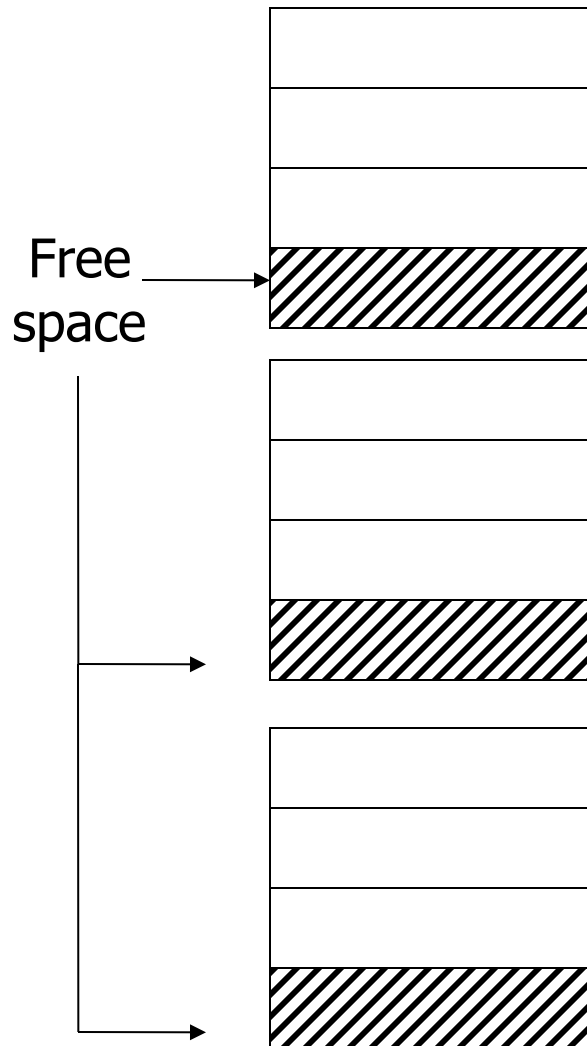
# Insert

Hard case: records in sequence

- If free space “close by”, not too bad...
- Or use overflow idea...

## Interesting problems:

- How much free space to leave in each block, track, cylinder?
- How often do I reorganize file + overflow?



# Buffer Management

- For Caching of Disk Blocks
- Buffer Replacement Strategies
  - E.g., LRU, clock
- Pinned blocks
- Forced output -----> in Notes02
- Double buffering
- Swizzling

# Buffer Manager

- Manages blocks cached from disk in main memory
- Usually -> fixed size buffer (M pages)
- DB requests page from Buffer Manager
  - Case 1: page is in memory -> return address
  - Case 2: page is on disk -> load into memory, return address

# Goals

- Reduce the amount of I/O
- Maximize the *hit rate*
  - Ratio of number of page accesses that are fulfilled without reading from disk
- -> Need strategy to decide when to

# Buffer Manager Organization

- Bookkeeping
  - Need to map (hash table) page-ids to locations in buffer (**page frames**)
  - Per page store *fix count, dirty bit, ...*
  - Manage free space
- Replacement strategy
  - If page is requested but buffer is full
  - Which page to emit remove from buffer



# FIFO

- **F**irst **I**n, **F**irst **O**ut
- Replace page that has been in the buffer for the longest time
- Implementation: E.g., pointer to oldest page (circular buffer)
  - $\text{Pointer} \rightarrow \text{next} = \text{Pointer}++ \% M$
- Simple, but not prioritizing frequently accessed pages

# LRU

- Least Recently Used
- Replace page that has not been accessed for the longest time
- Implementation:
  - List, ordered by LRU
  - Access a page, move it to list tail
- Widely applied and reasonable performance

# Clock

- Frames are organized clock-wise
- Pointer  $S$  to current frame
- Each frame has a reference bit
  - Page is loaded or accessed  $\rightarrow$  bit = 1
- Find page to replace (advance pointer)
  - Return first frame with bit = 0
  - On the way set all bits to 0

# Clock Example

Reference bit

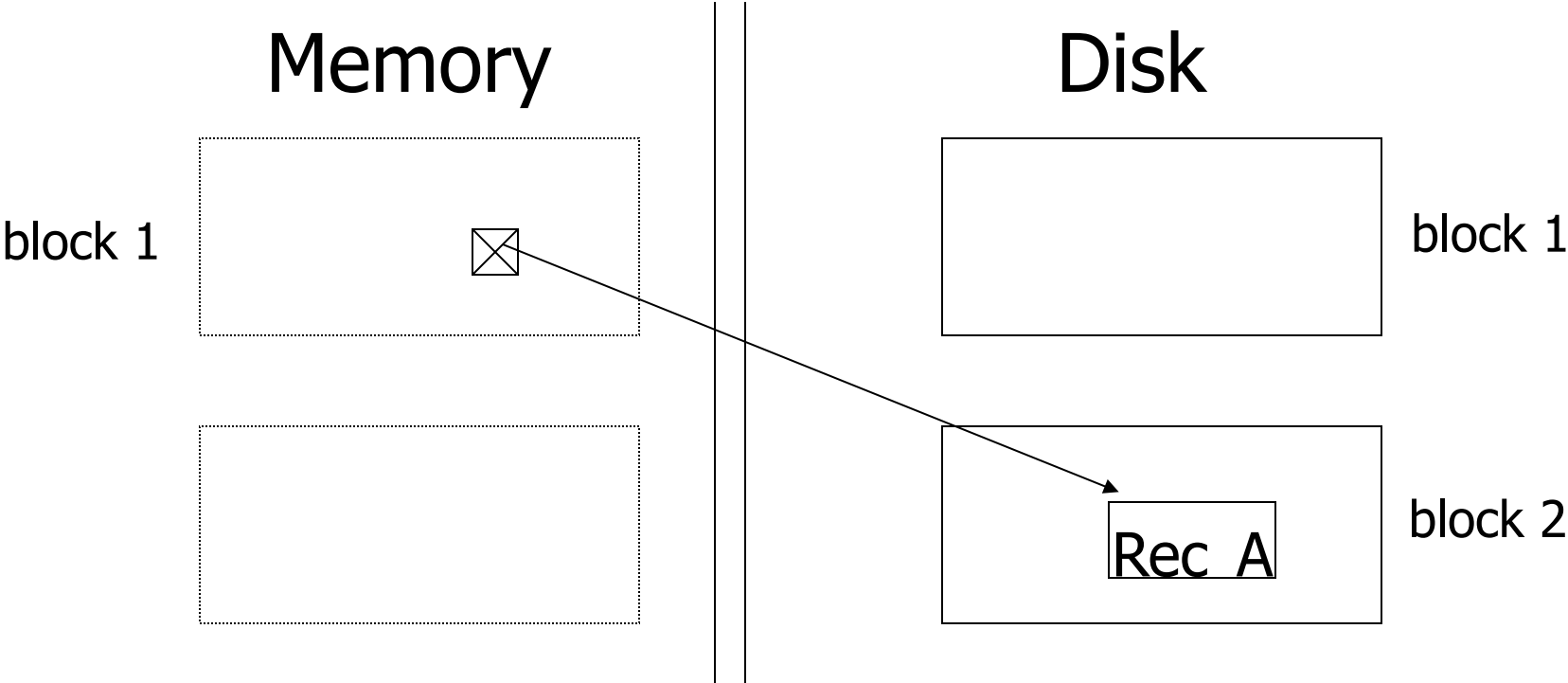
S

0	Page 0
1	Page 1
1	Page 2
0	Page 3
1	Page 4

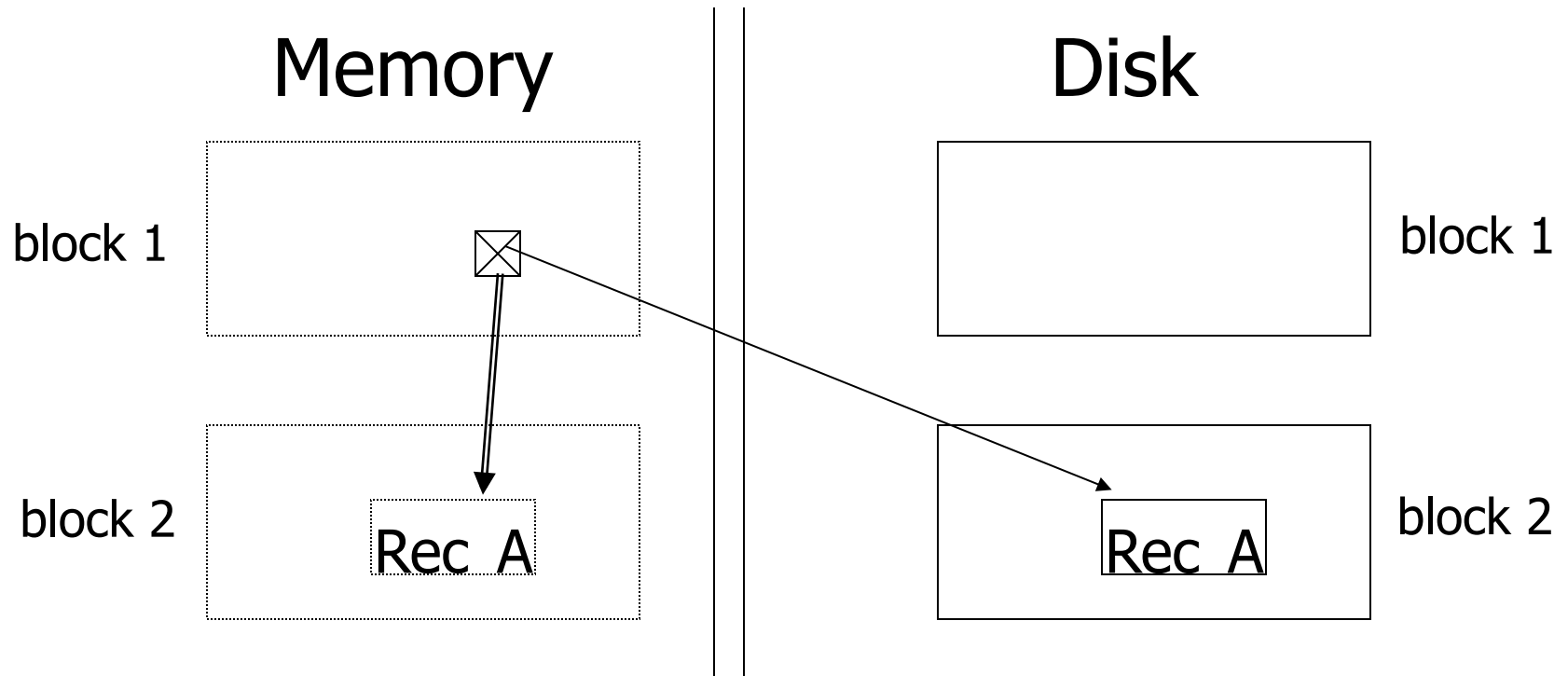
# Other Replacement Strategies

- LRU-K
- GCLOCK
- Clock-Pro
- ARC
- LFU

# Swizzling



# Swizzling



# Row vs Column Store

- So far we assumed that fields of a record are stored contiguously (row store)...
- Another option is to store all values of a field together (column store)



# Row Store

- Example: Order consists of
  - id, cust, prod, store, price, date, qty

id1	cust1	prod1	store1	price1	date1	qty1
-----	-------	-------	--------	--------	-------	------

id2	cust2	prod2	store2	price2	date2	qty2
-----	-------	-------	--------	--------	-------	------

id3	cust3	prod3	store3	price3	date3	qty3
-----	-------	-------	--------	--------	-------	------

# Column Store

- Example: Order consists of
  - id, cust, prod, store, price, date, qty

id1	cust1
id2	cust2
id3	cust3
id4	cust4
...	...

id1	prod1
id2	prod2
id3	prod3
id4	prod4
...	...

id1	price1	qty1
id2	price2	qty2
id3	price3	qty3
id4	price4	qty4
...	...	...



ids may or may not be stored explicitly

# Row vs Column Store

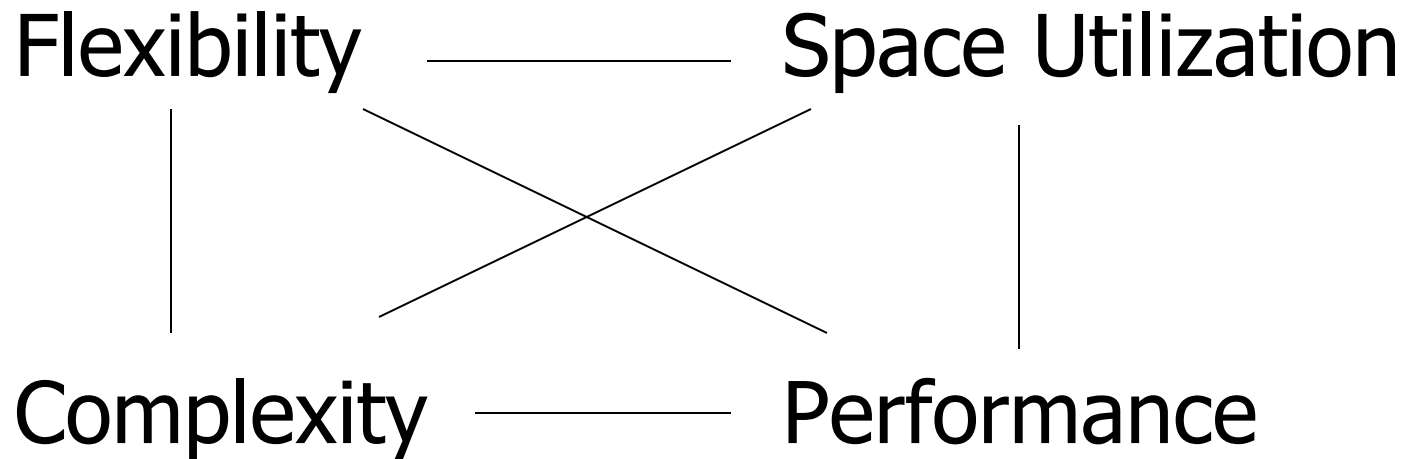
- Advantages of Column Store
  - more compact storage (fields need not start at byte boundaries)
  - Efficient compression, e.g., RLE
  - efficient reads on data mining operations
- Advantages of Row Store
  - writes (multiple fields of one record) more efficient
  - efficient reads for record access (OLTP)

# Comparison

- There are 10,000,000 ways to organize my data on disk...

Which is right for me?

# Issues:



☆ To evaluate a given strategy, compute following parameters:

-> space used for expected data

-> expected time to

- fetch record given key
- fetch record with next key
- insert record
- append record
- delete record
- update record
- read complete file
- reorganize file

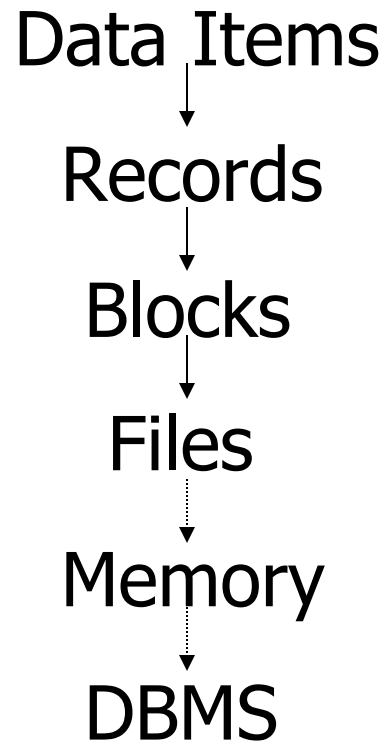
# Example

How would you design Megatron 3000 storage system? (for a relational DB, low end)

- Variable length records?
- Spanned?
- What data types?
- Fixed format?
- Record IDs ?
- Sequencing?
- How to handle deletions?

# Summary

- How to lay out data on disk





Next

How to find a record quickly,  
given a key

# CS 525: Advanced Database Organization **04: Indexing**

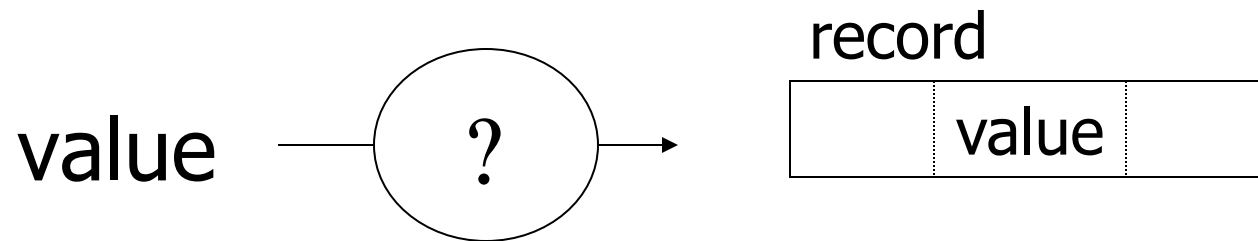
Boris Glavic



Slides: adapted from a [course](#) taught by [Hector Garcia-Molina](#), Stanford InfoLab

# Part 04

## Indexing & Hashing



# Query Types:

- **Point queries:**

- *Input:* value **v** of attribute **A**
- *Output:* all objects (tuples) with that value in attribute **A**

- **Range queries:**

- *Input:* value interval [**low,high**] of attr **A**
- Output: all tuples with a value  
**low  $\leq$  v  $<$  high** in attribute **A**

# Index Considerations:

- Supported Query Types
- Secondary-storage capable
- Storage size
  - Index Size / Data Size
- Complexity of Operations
  - E.g., insert is  $O(\log(n))$  worst-case
- Efficient Concurrent Operations?

# Topics

- Conventional indexes
- B-trees
- Hashing schemes
- Advanced Index Techniques

# Sequential File

10	
20	

30	
40	

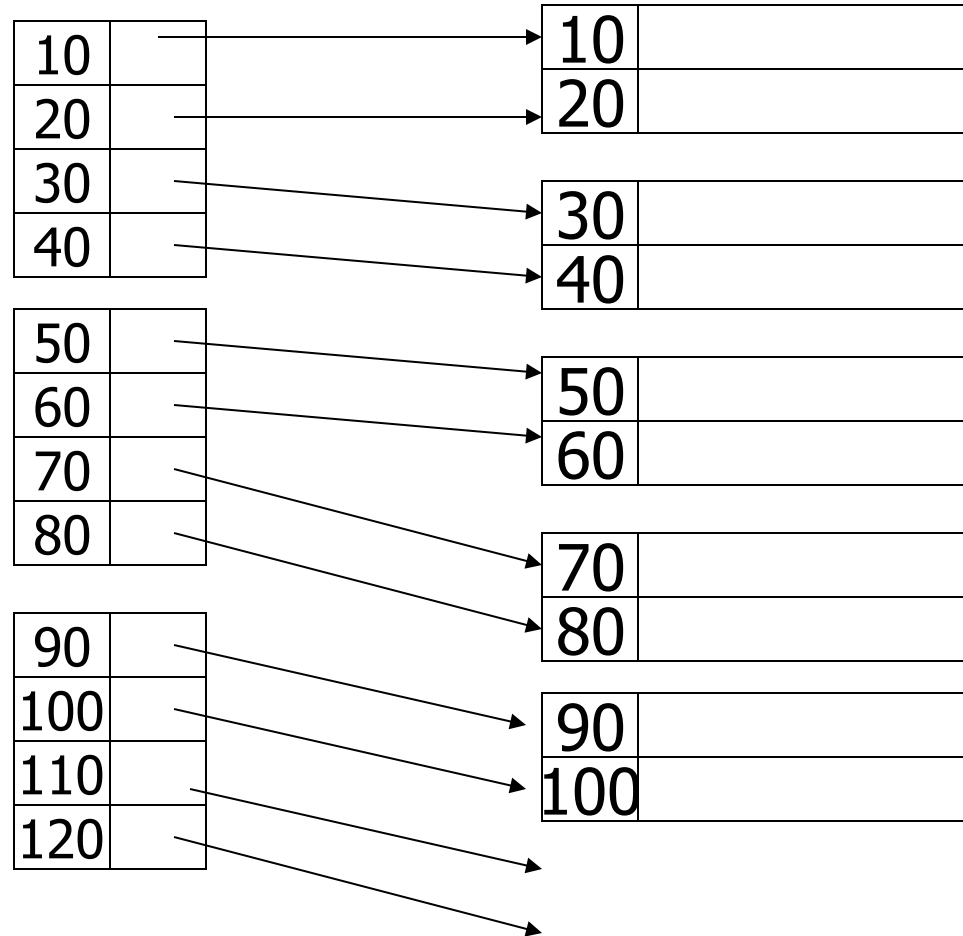
50	
60	

70	
80	

90	
100	

## Dense Index

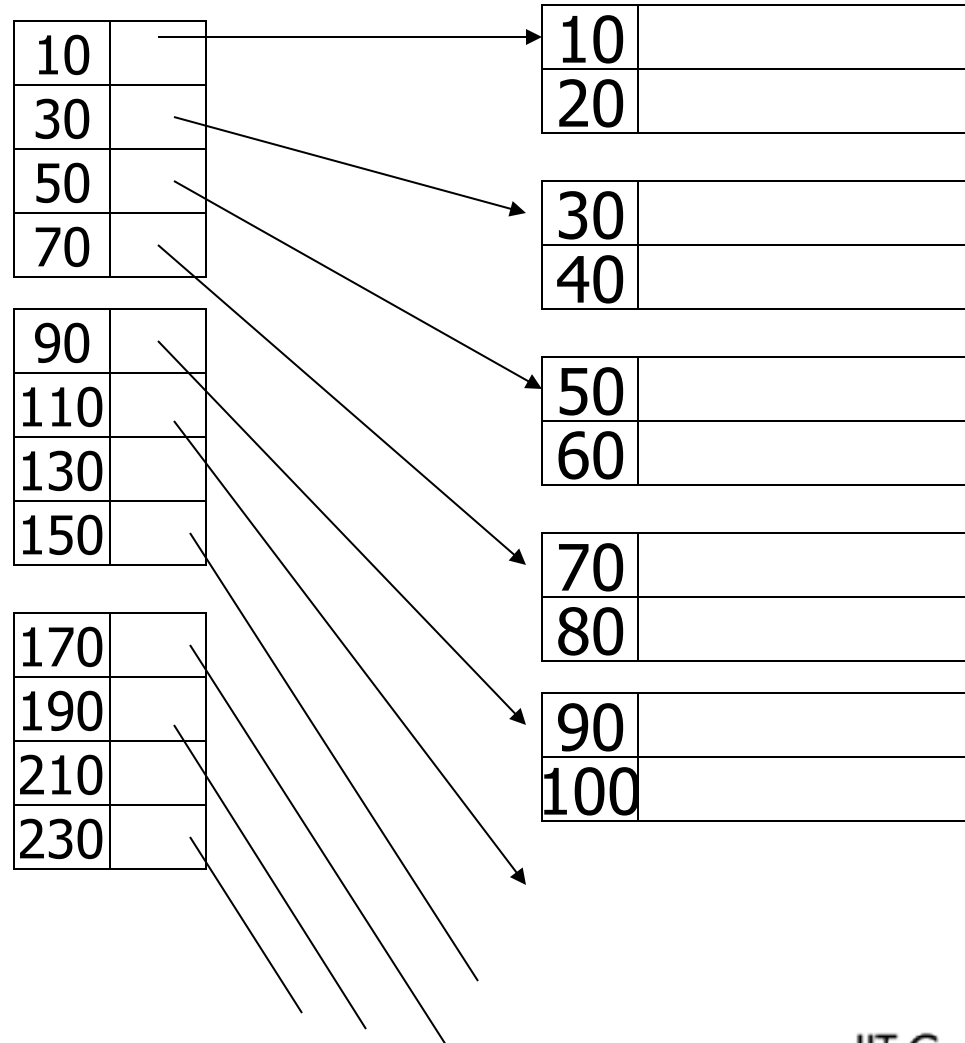
## Sequential File





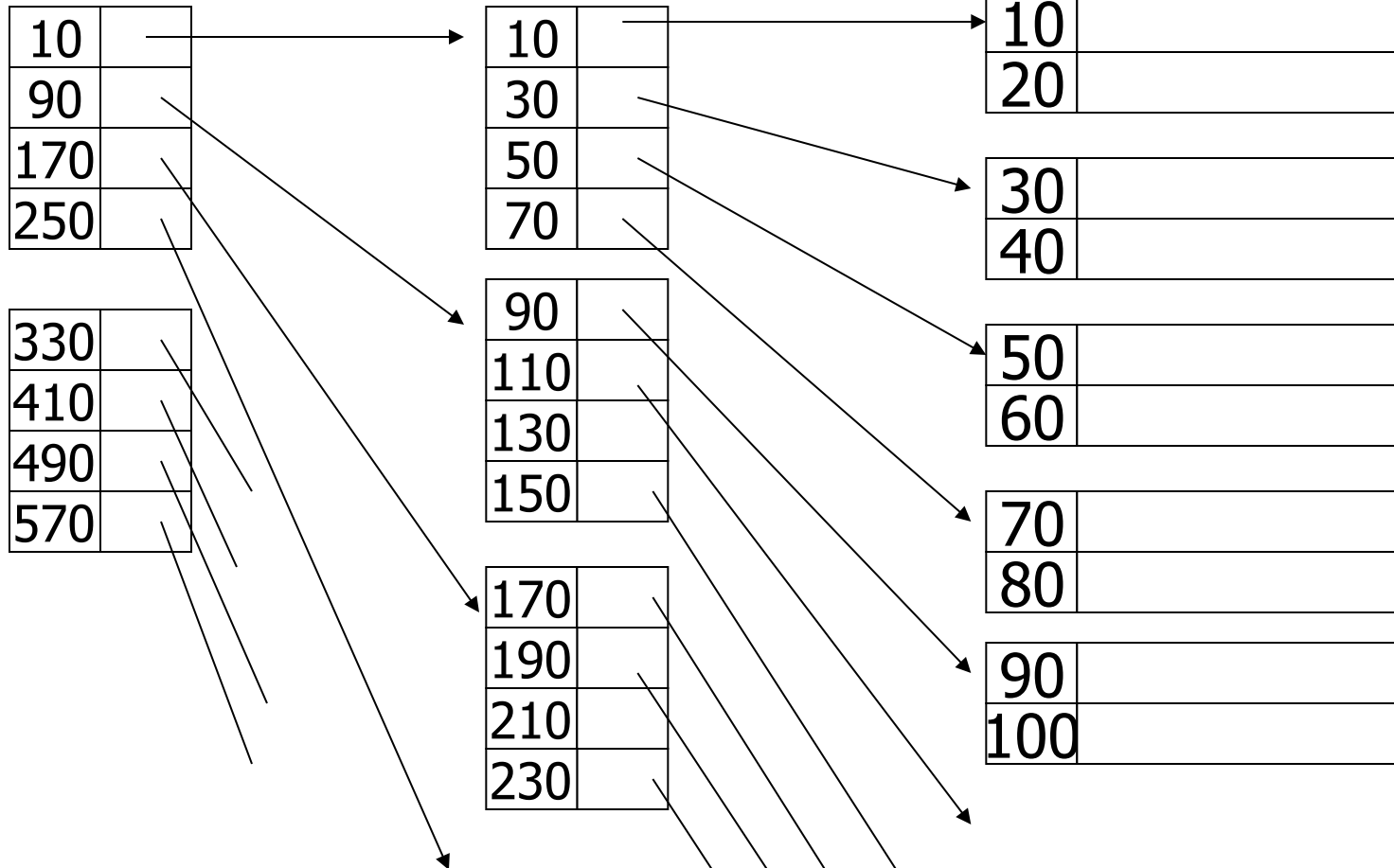
## Sparse Index

## Sequential File



# Sparse 2nd level

# Sequential File



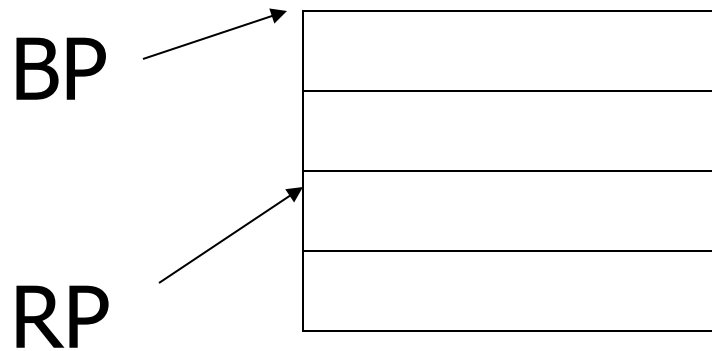
- Comment:  
{FILE,INDEX} may be contiguous  
or not (blocks chained)

# Question:

- Can we build a dense, 2nd level index for a dense index?

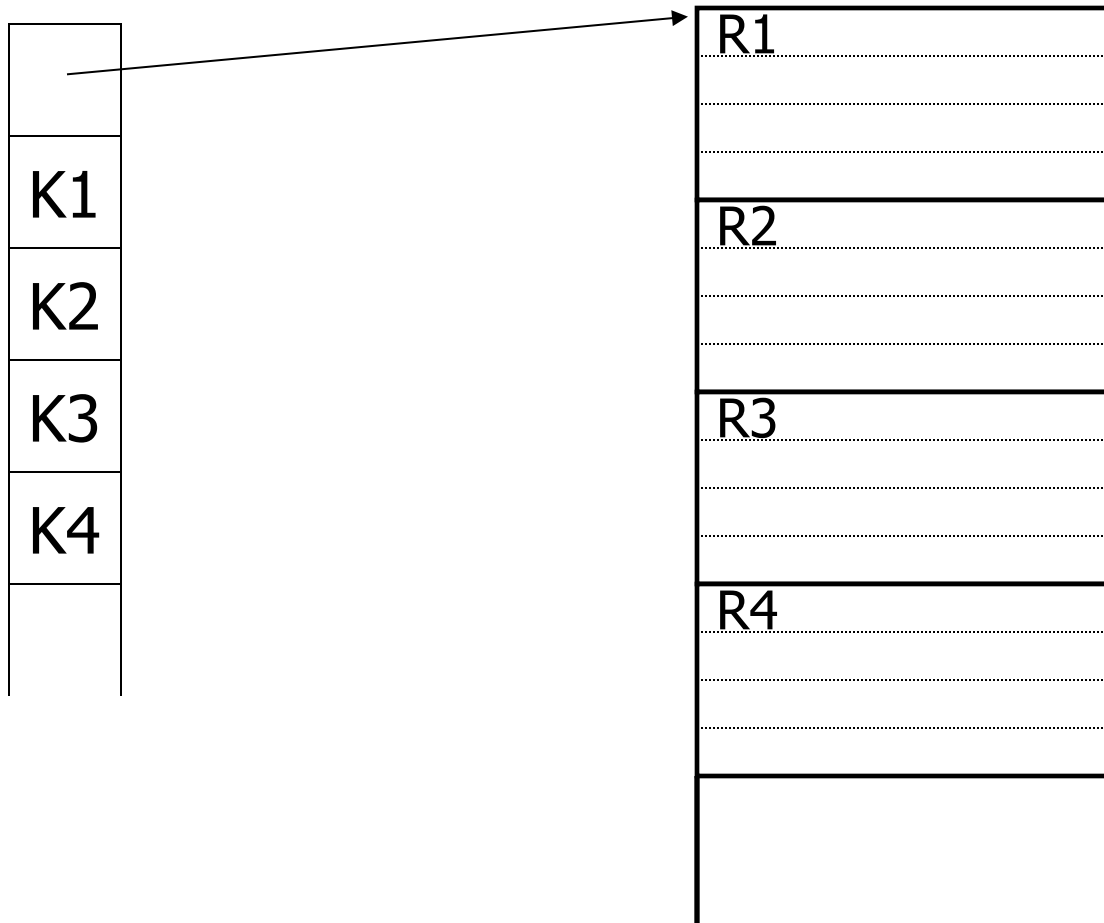
# Notes on pointers:

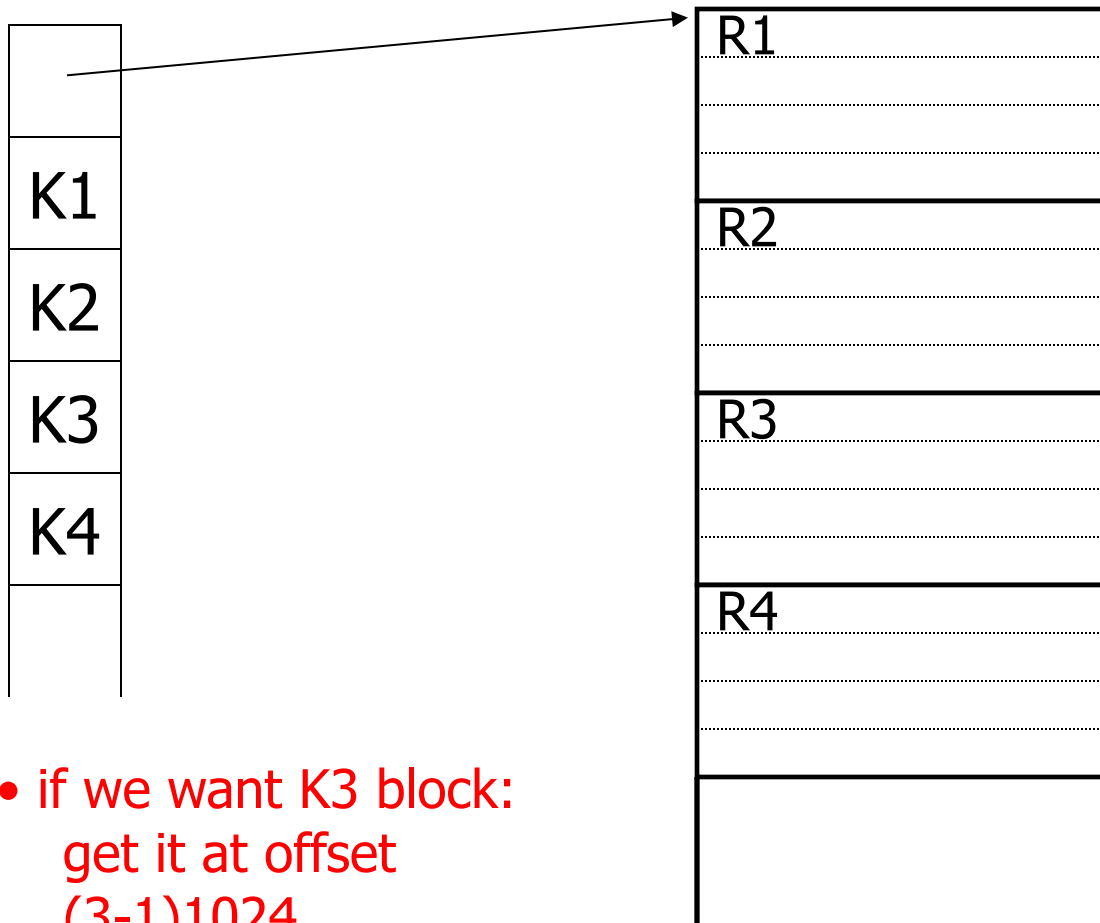
(1) Block pointer (sparse index) can be smaller than record pointer



# Notes on pointers:

(2) If file is contiguous, then we can omit pointers (i.e., compute them)





say:  
1024 B  
per block

- if we want K3 block:  
get it at offset  
 $(3-1)1024$   
= 2048 bytes



# Sparse vs. Dense Tradeoff

- Sparse: Less index space per record  
can keep more of index  
in memory
- Dense: Can tell if any record exists  
without accessing file

(Later:

- sparse better for insertions
- dense needed for secondary indexes)

# Terms

- Index sequential file
- Search key (  $\neq$  primary key)
- Primary index (on Sequencing field)
- Secondary index
- Dense index (all Search Key values in)
- Sparse index
- Multi-level index

## Next:

- Duplicate keys
- Deletion/Insertion
- Secondary indexes

# Duplicate keys



10	
10	

10	
20	

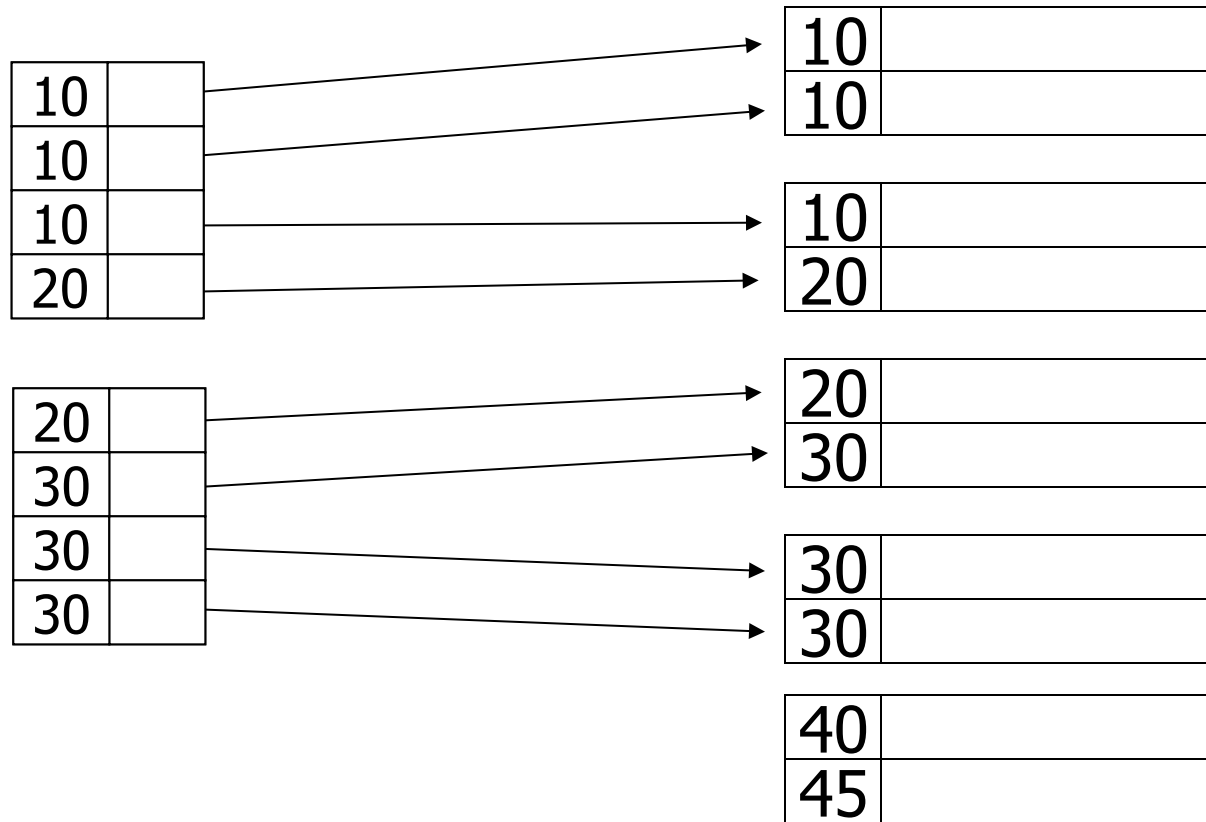
20	
30	

30	
30	

40	
45	

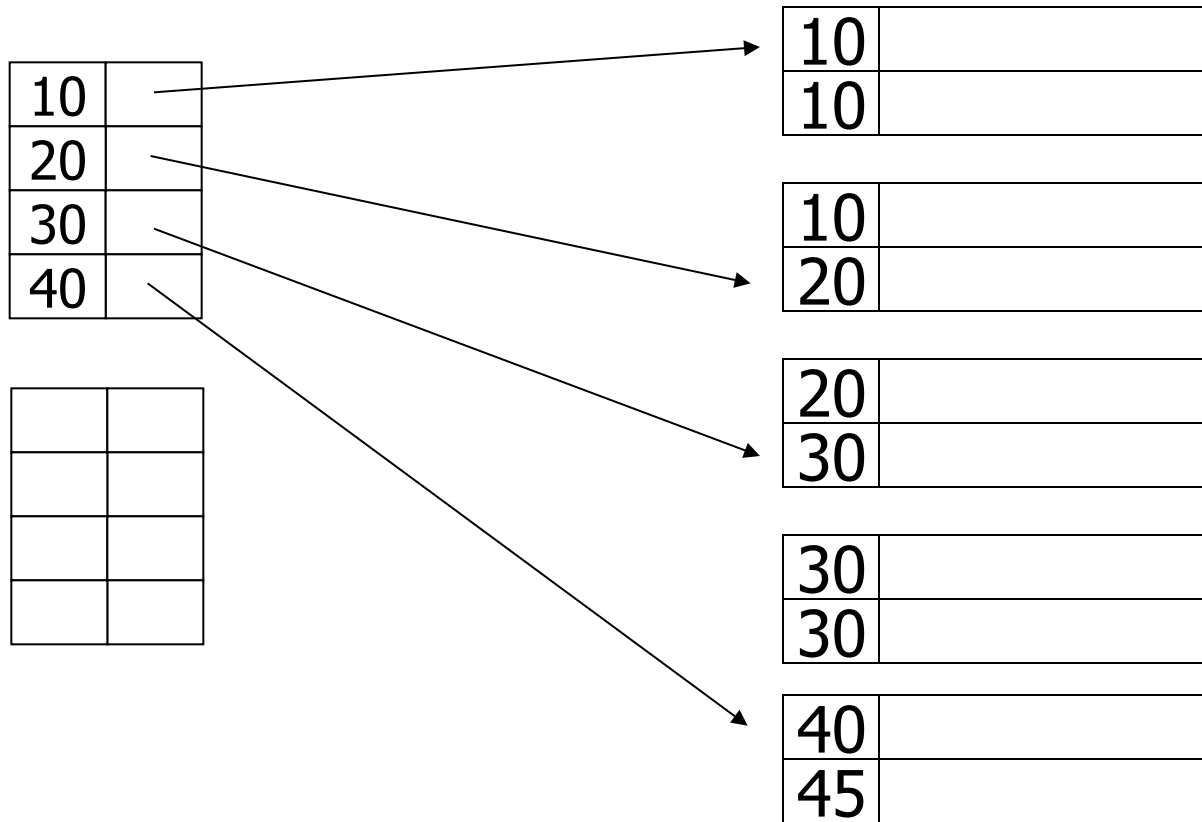
# Duplicate keys

Dense index, one way to implement?



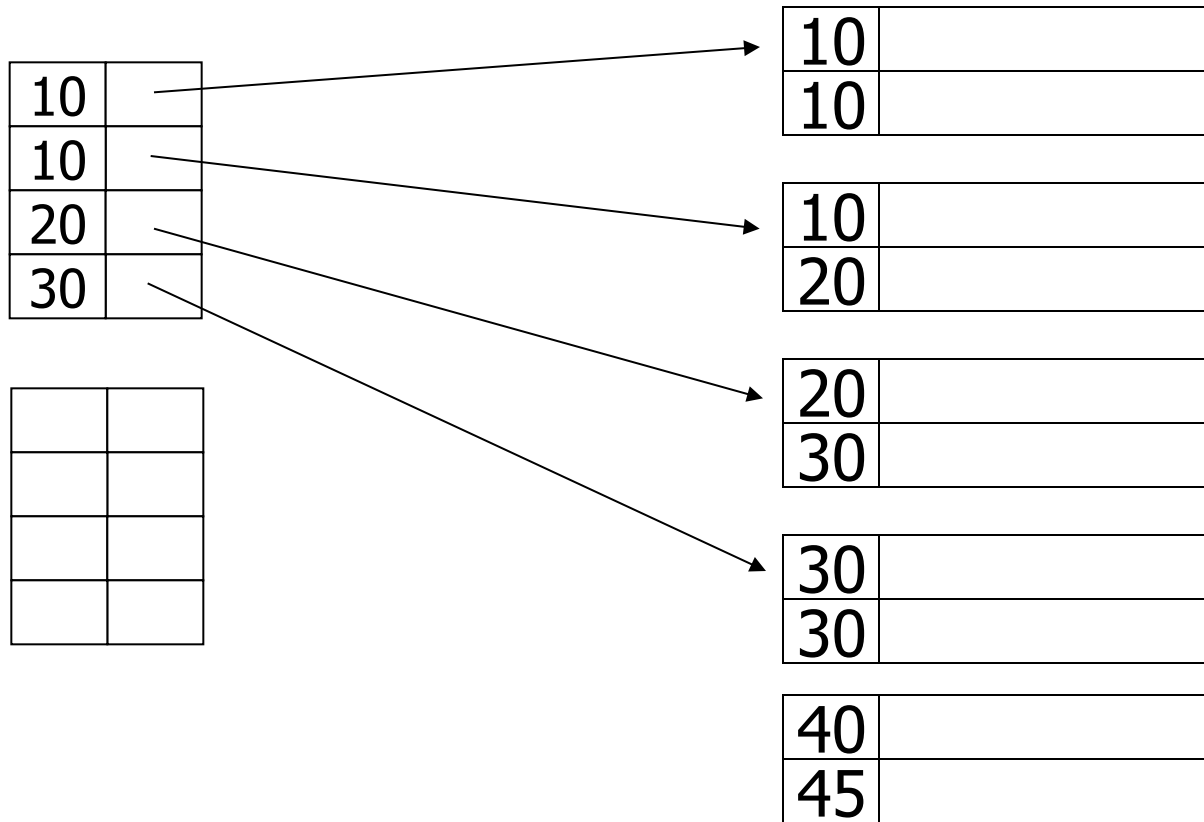
# Duplicate keys

## Dense index, better way?



# Duplicate keys

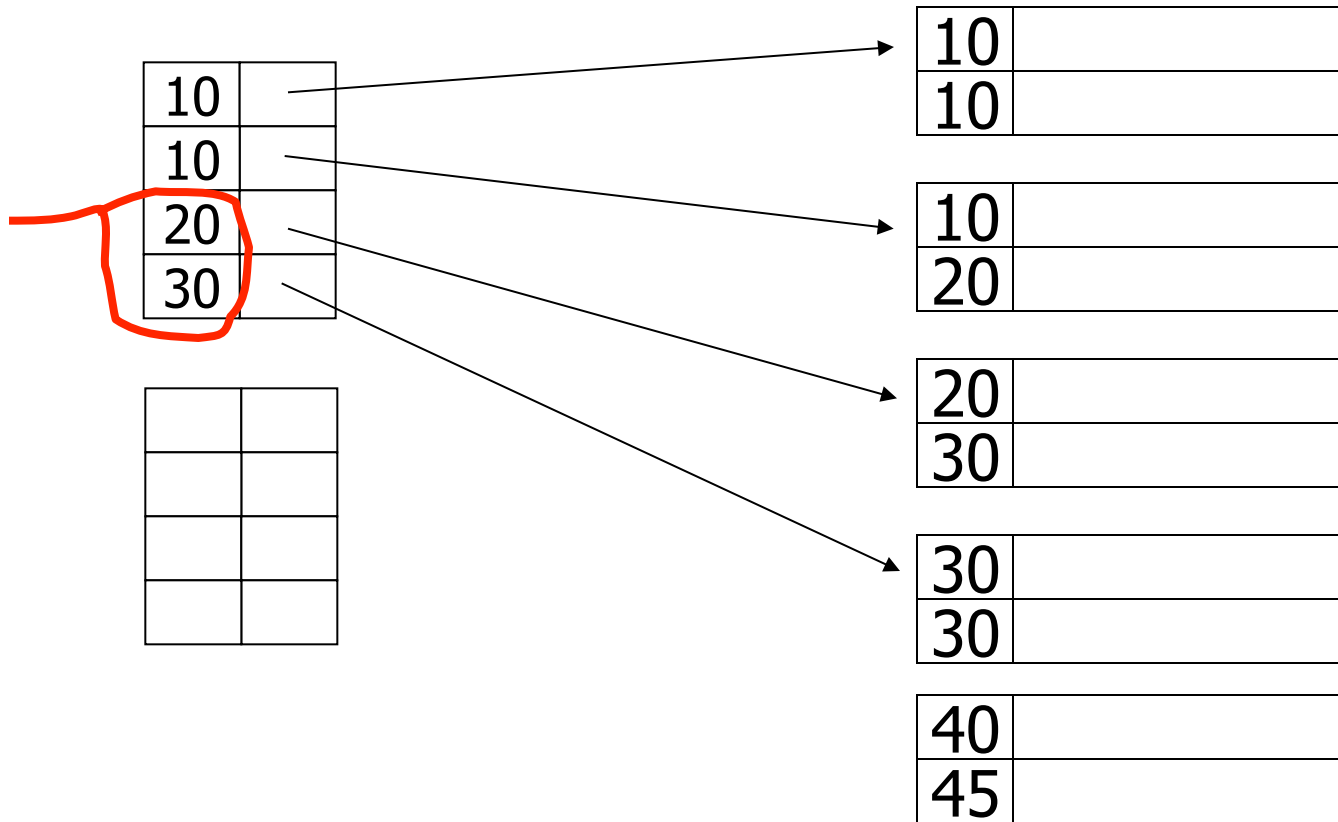
## Sparse index, one way?



# Duplicate keys

## Sparse index, one way?

careful if looking  
for 20 or 30!

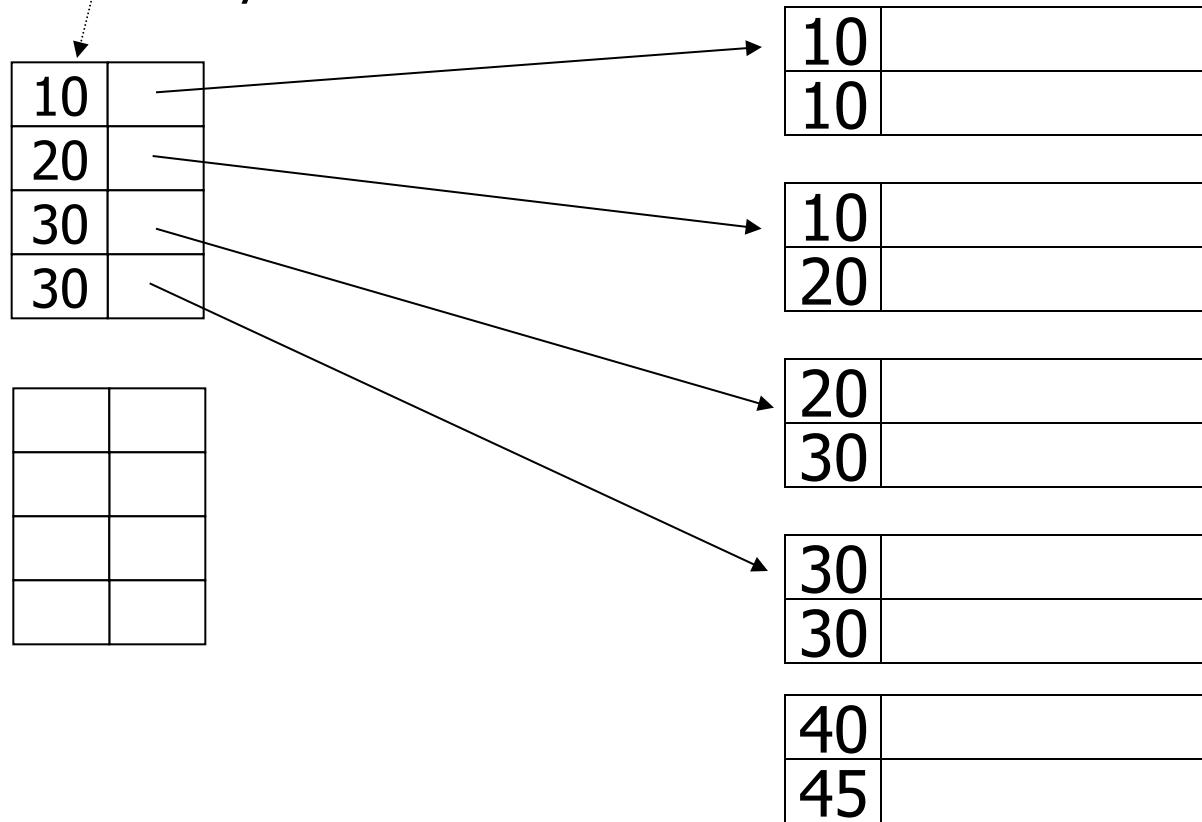




# Duplicate keys

## Sparse index, another way?

– place first new key from block

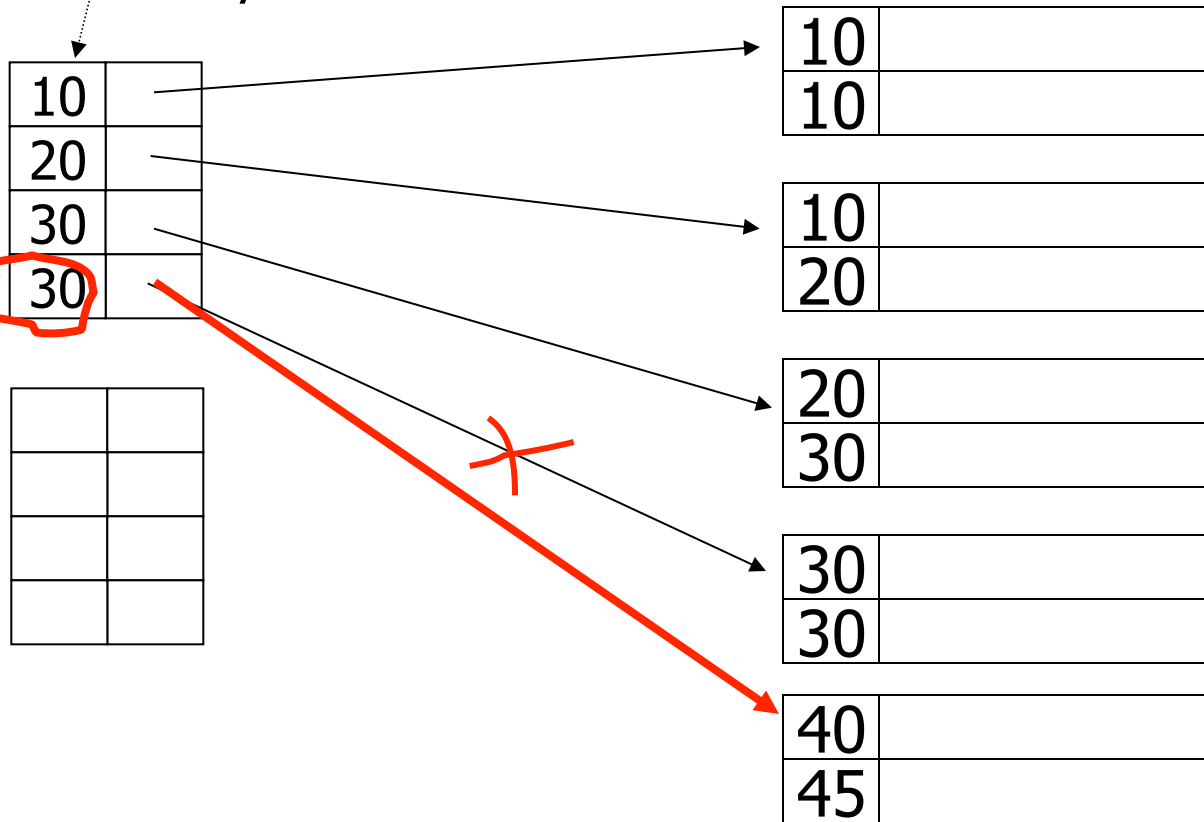


# Duplicate keys

## Sparse index, another way?

– place first new key from block

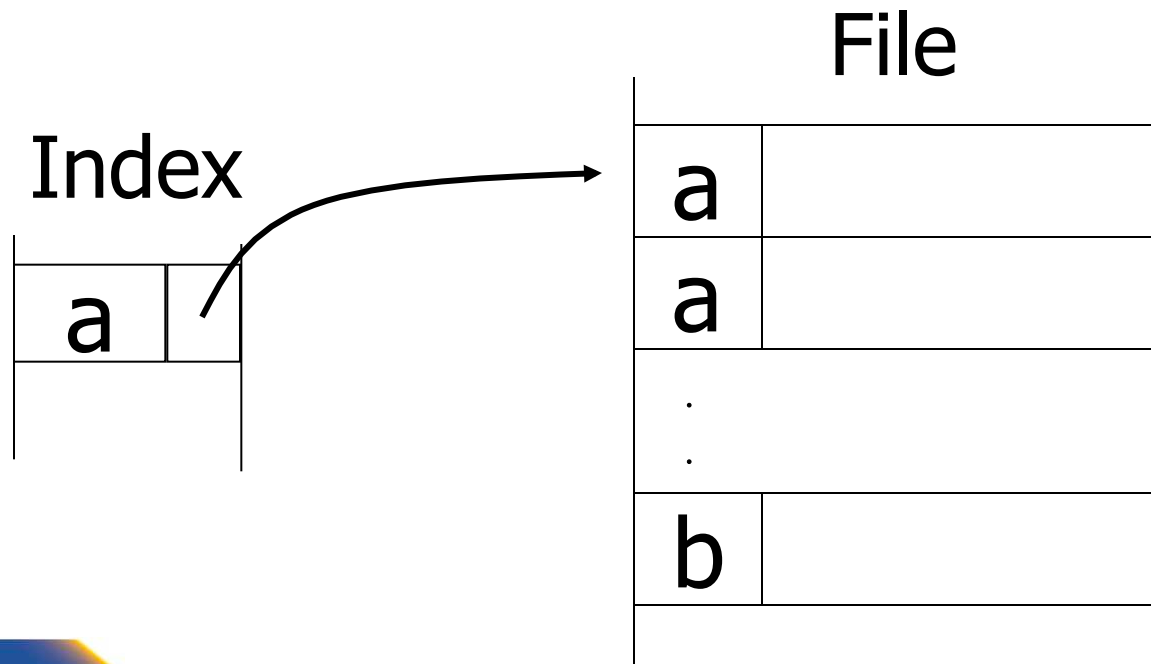
should  
this be  
40?



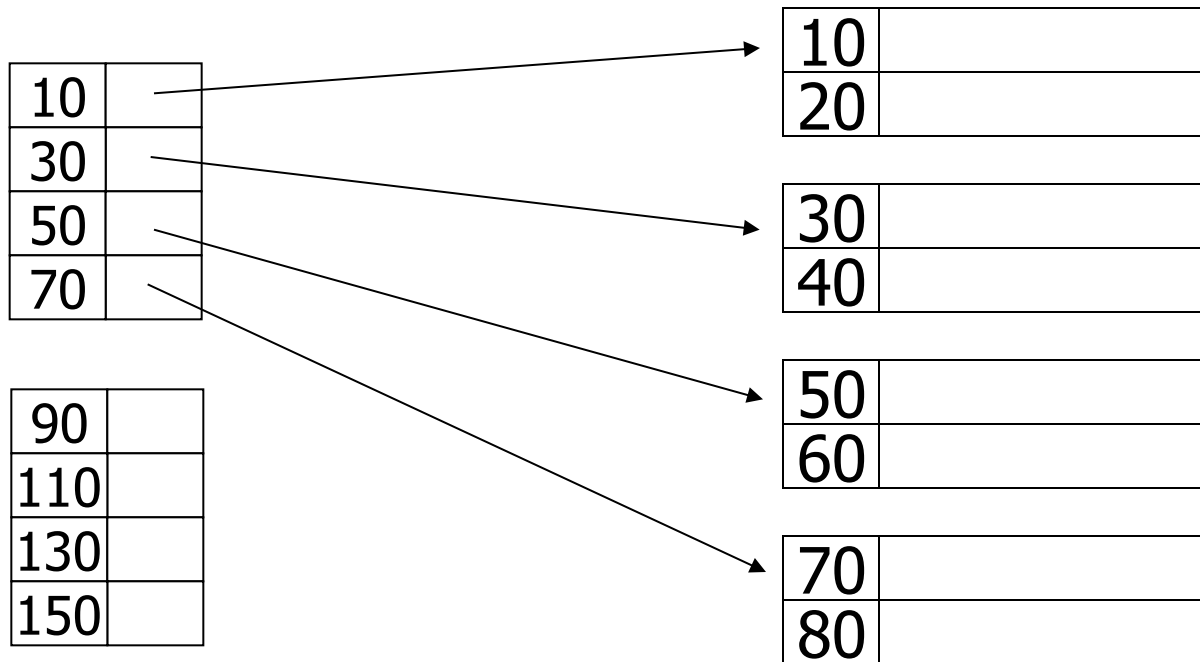
# Summary

## Duplicate values, primary index

- Index may point to first instance of each value only

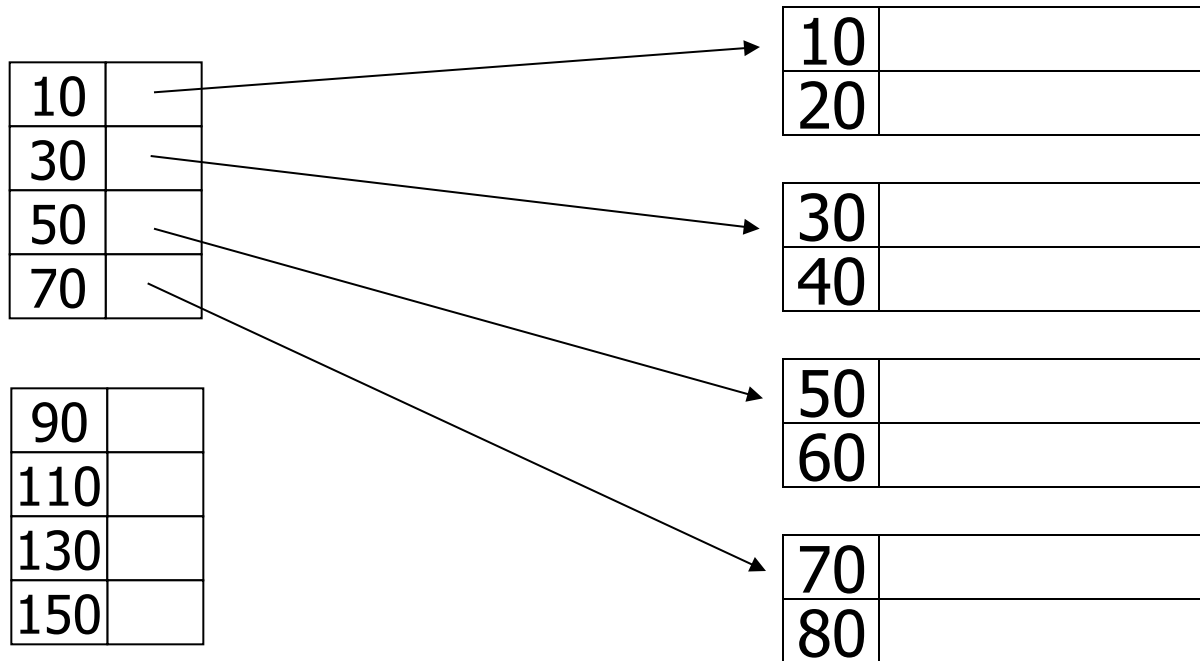


# Deletion from sparse index



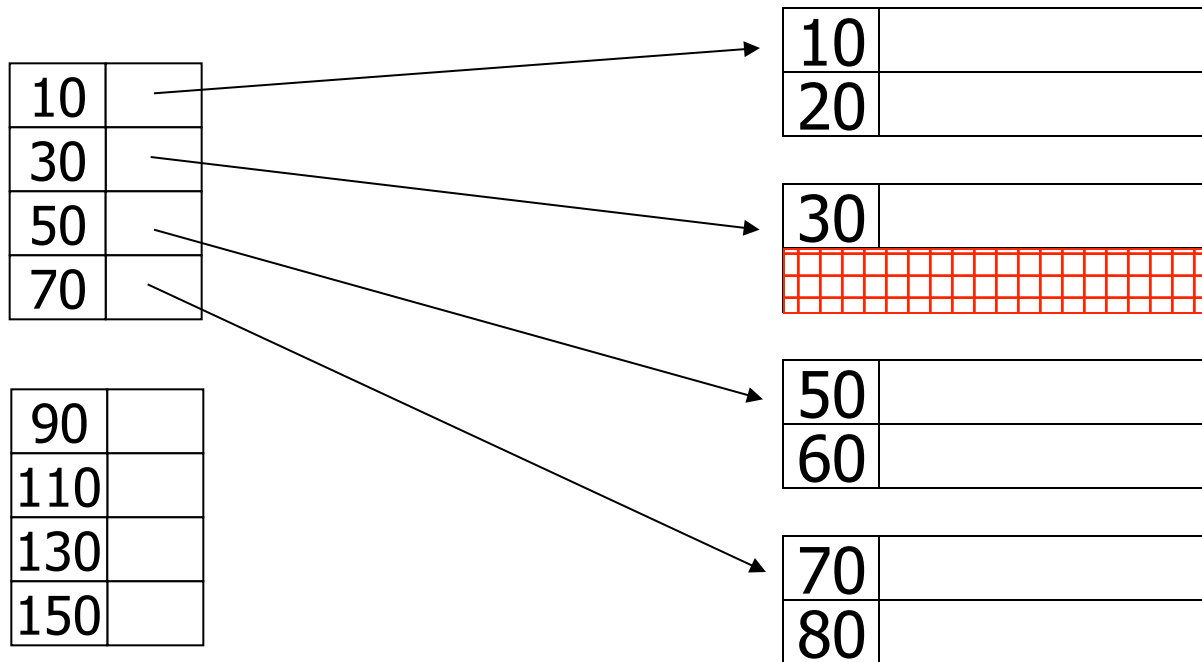
# Deletion from sparse index

– delete record 40



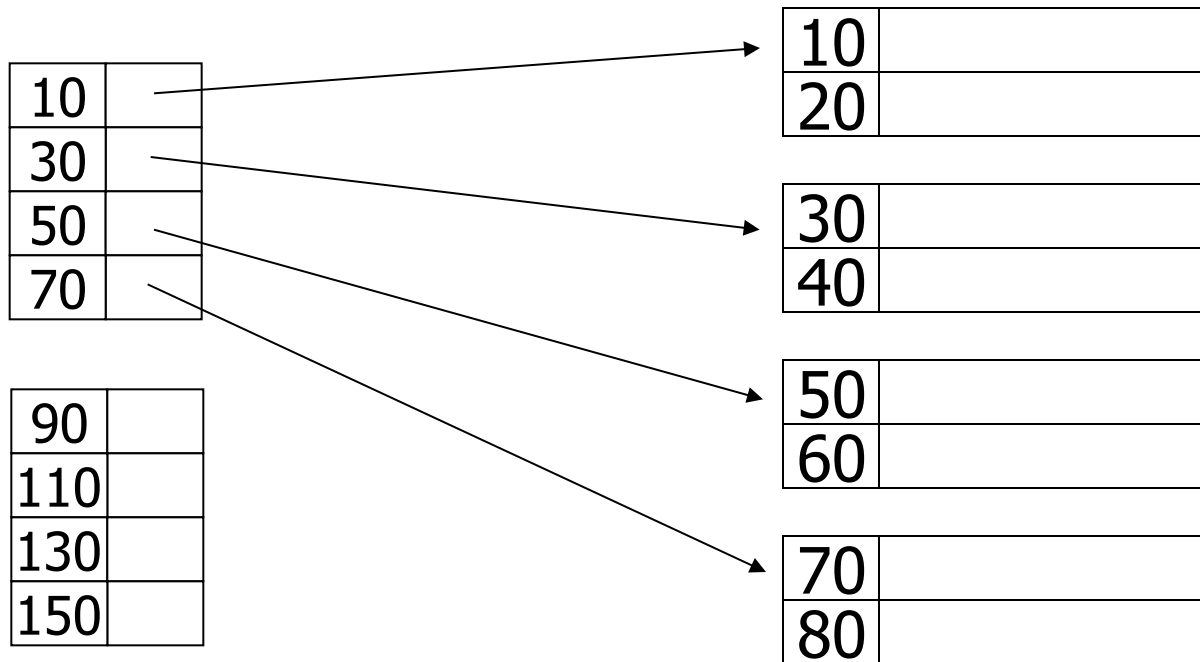
# Deletion from sparse index

– delete record 40



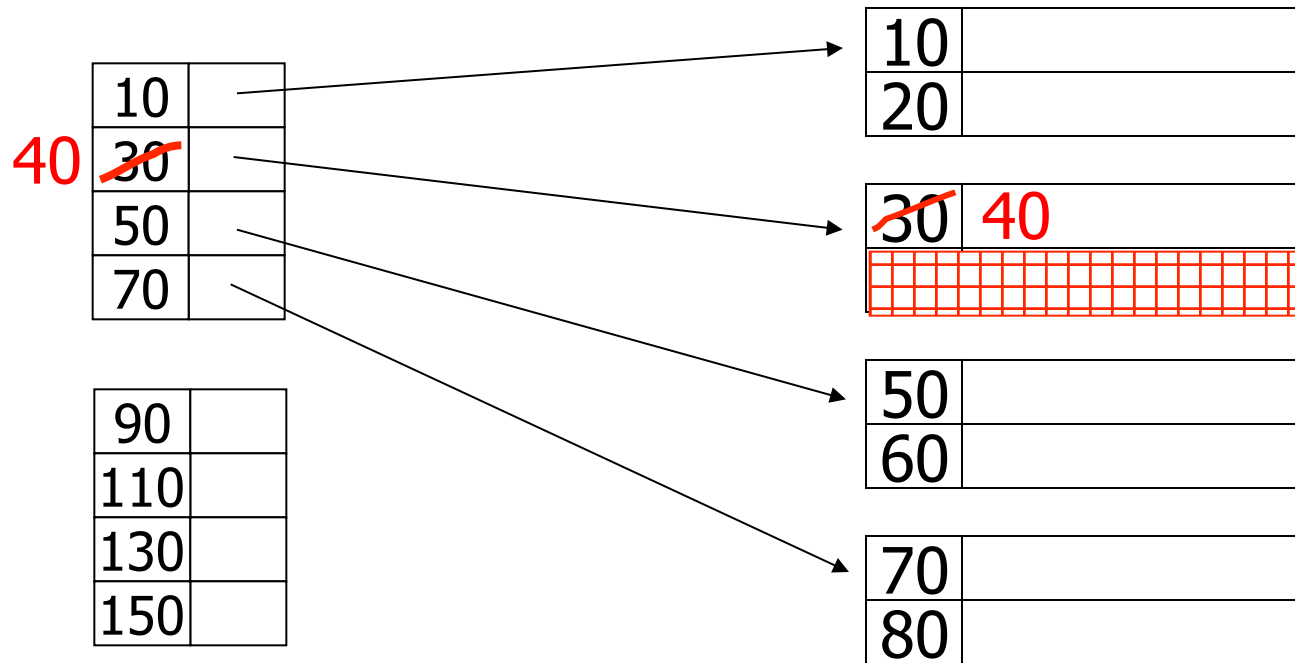
# Deletion from sparse index

– delete record 30



# Deletion from sparse index

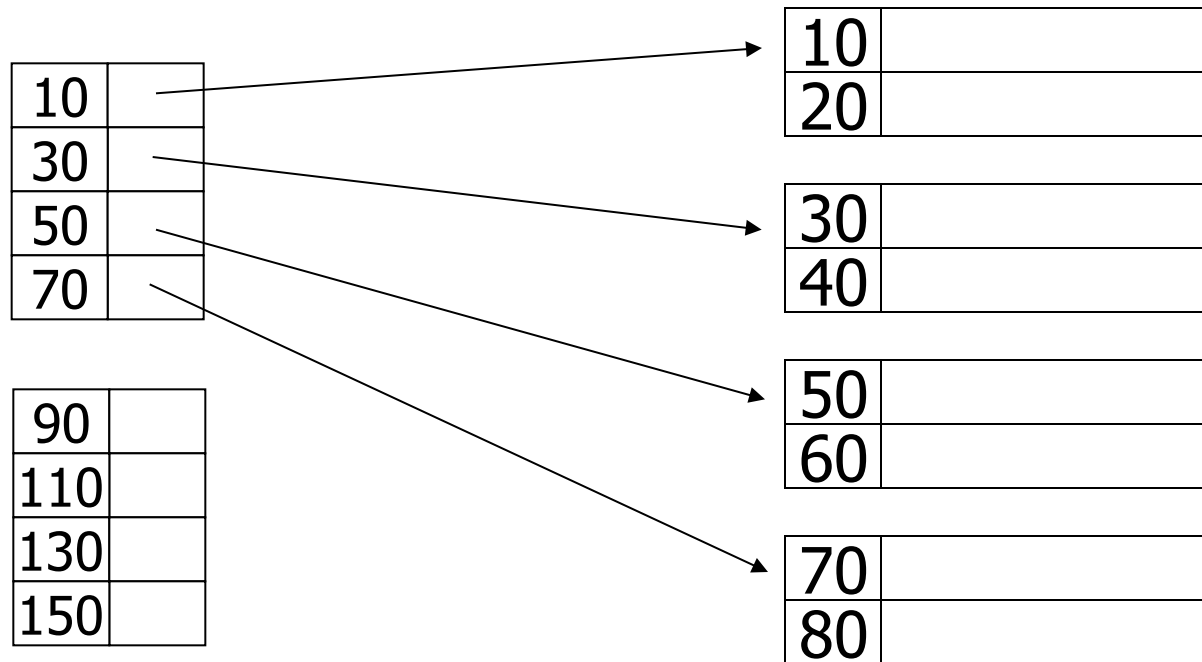
– delete record 30





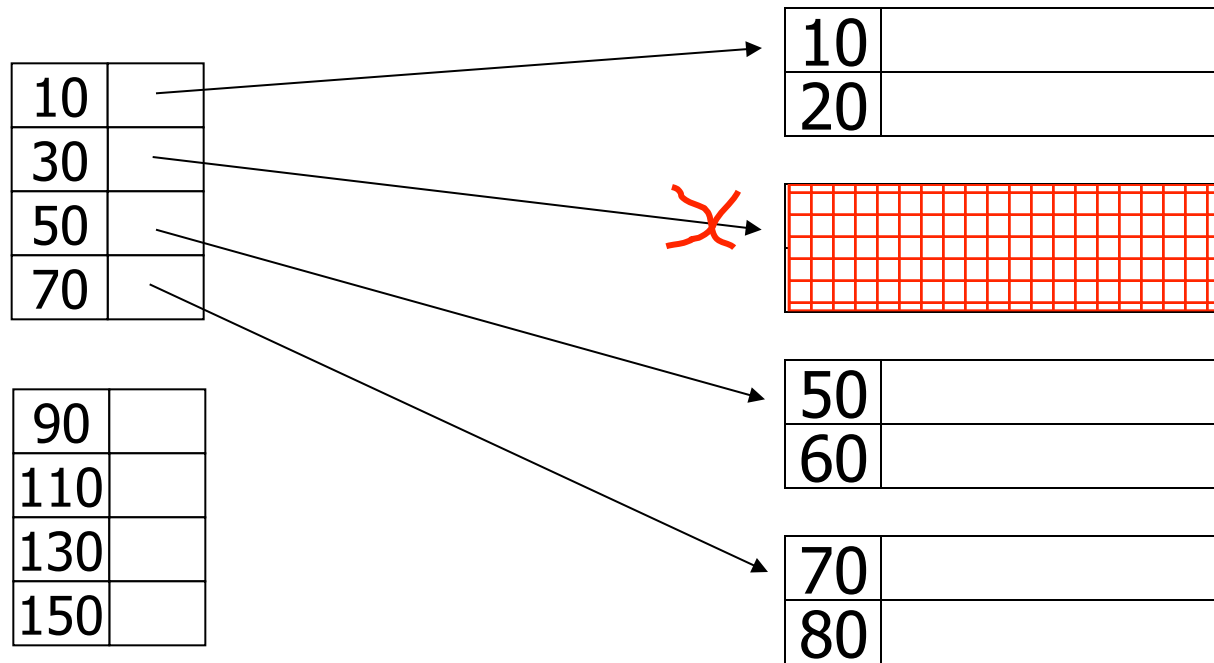
# Deletion from sparse index

– delete records 30 & 40



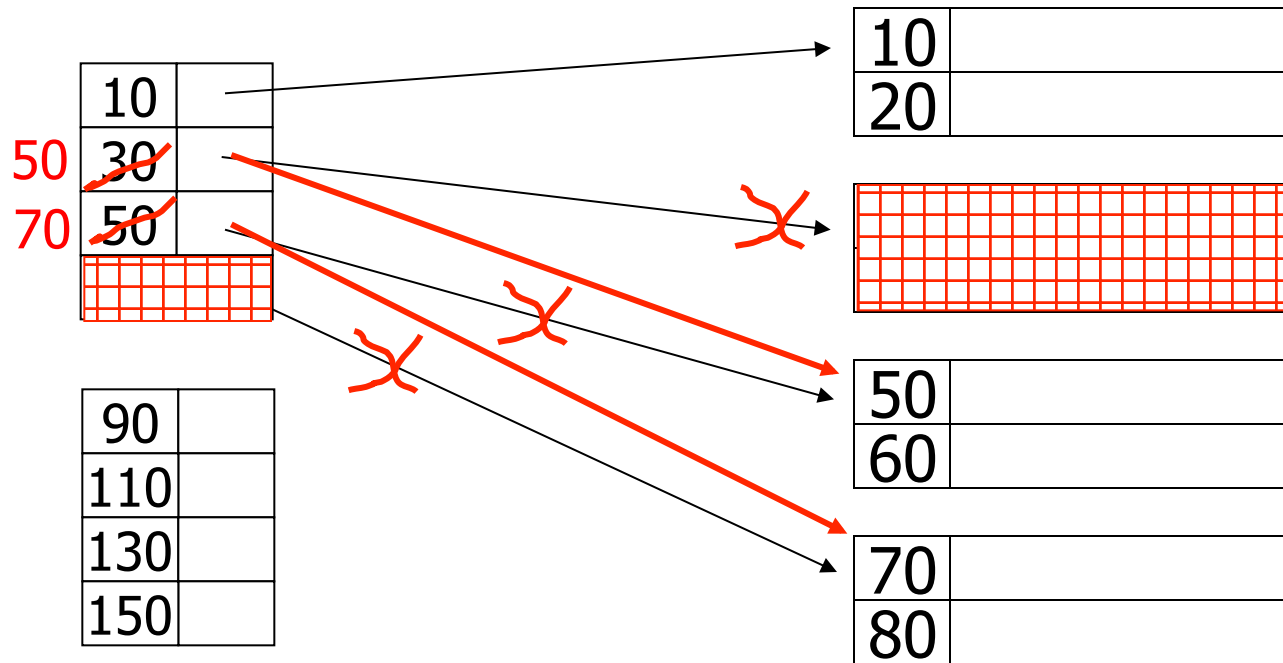
# Deletion from sparse index

– delete records 30 & 40

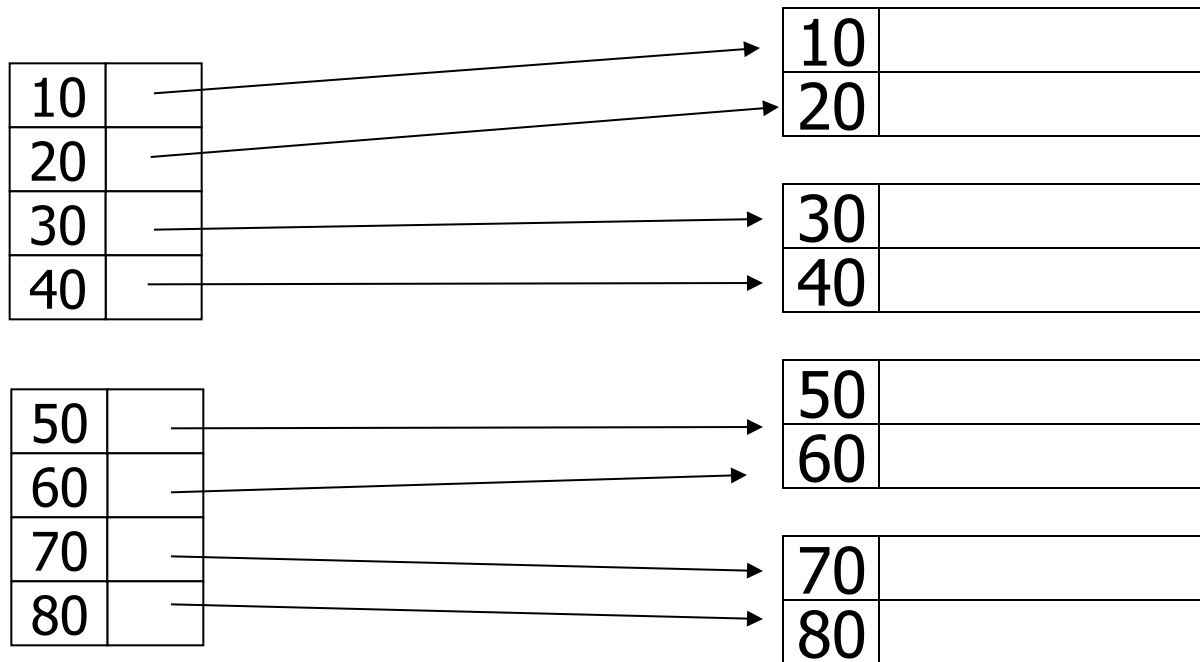


# Deletion from sparse index

– delete records 30 & 40

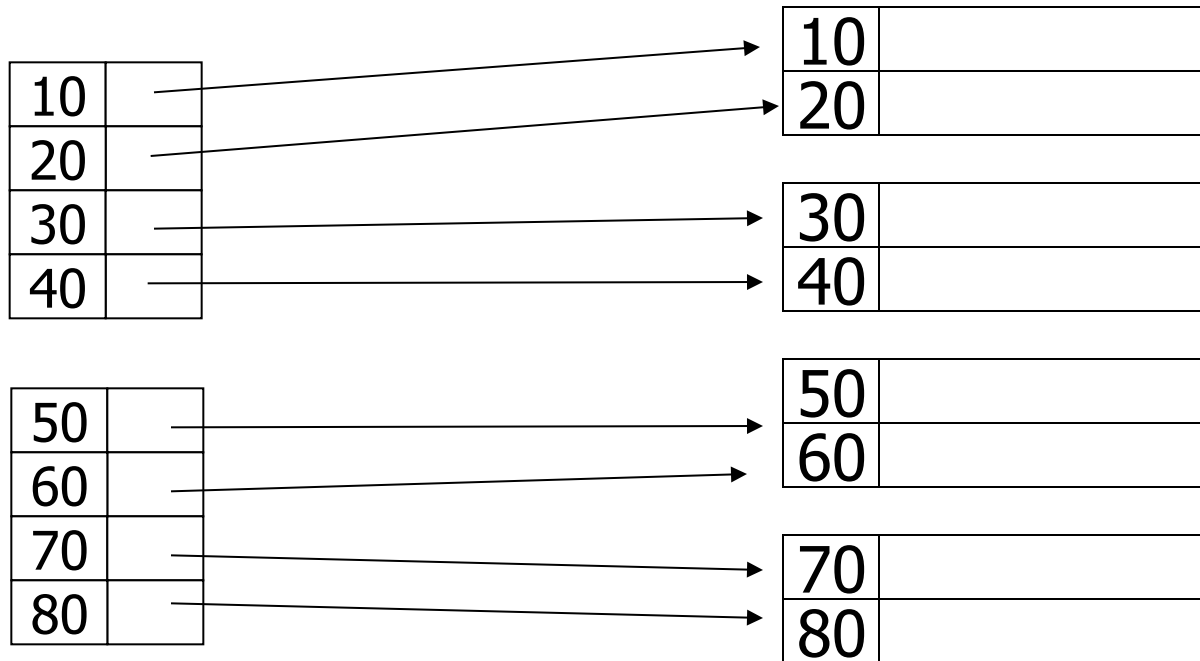


# Deletion from dense index



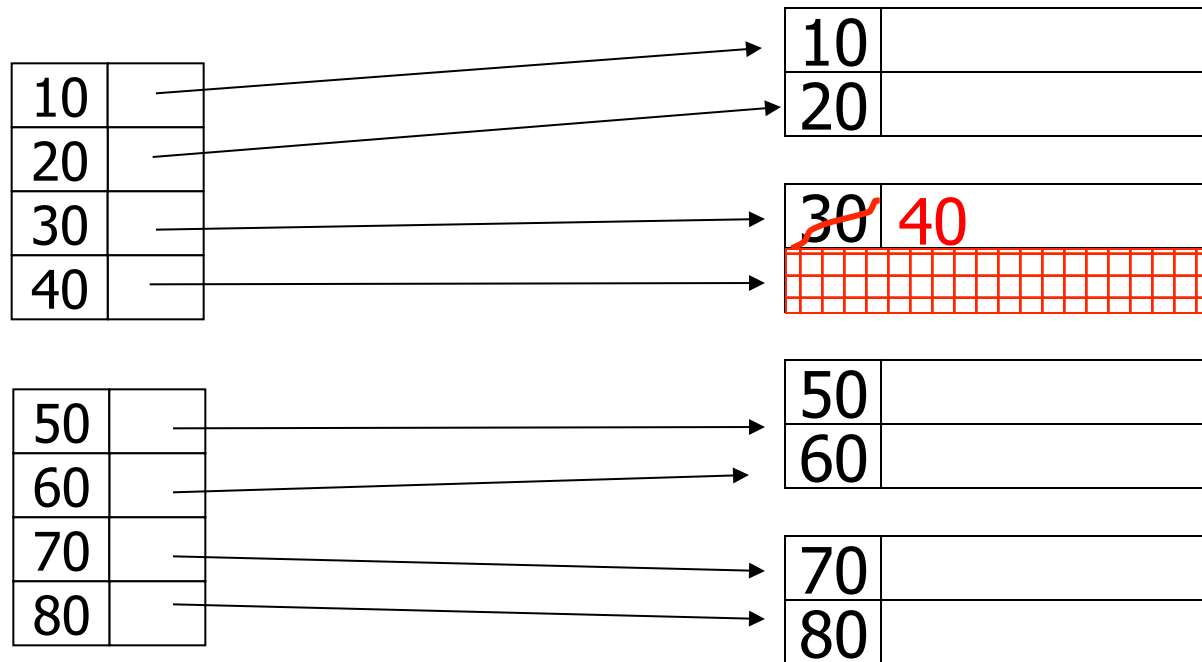
# Deletion from dense index

– delete record 30



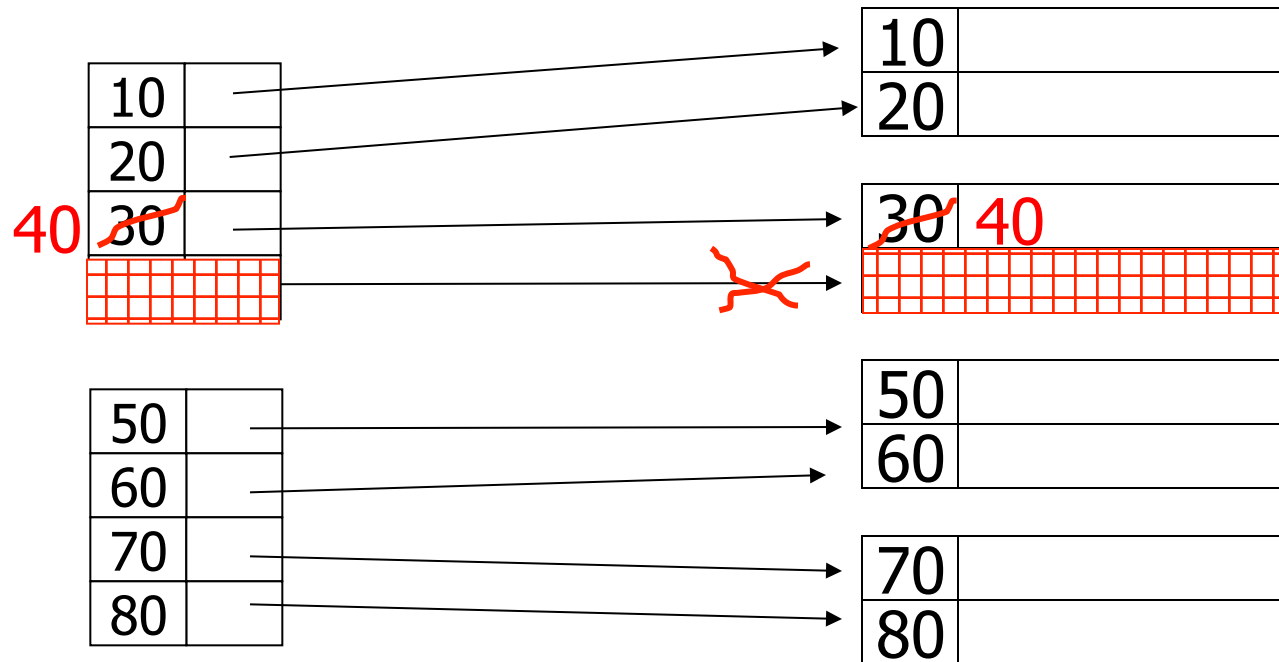
# Deletion from dense index

– delete record 30

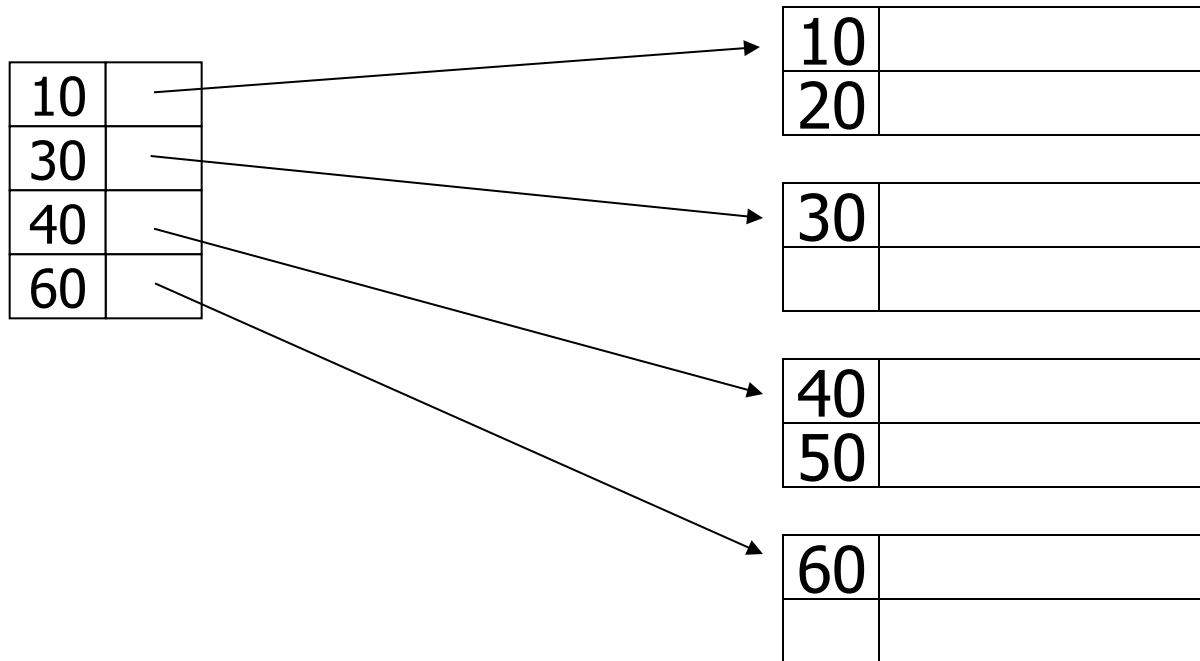


# Deletion from dense index

– delete record 30



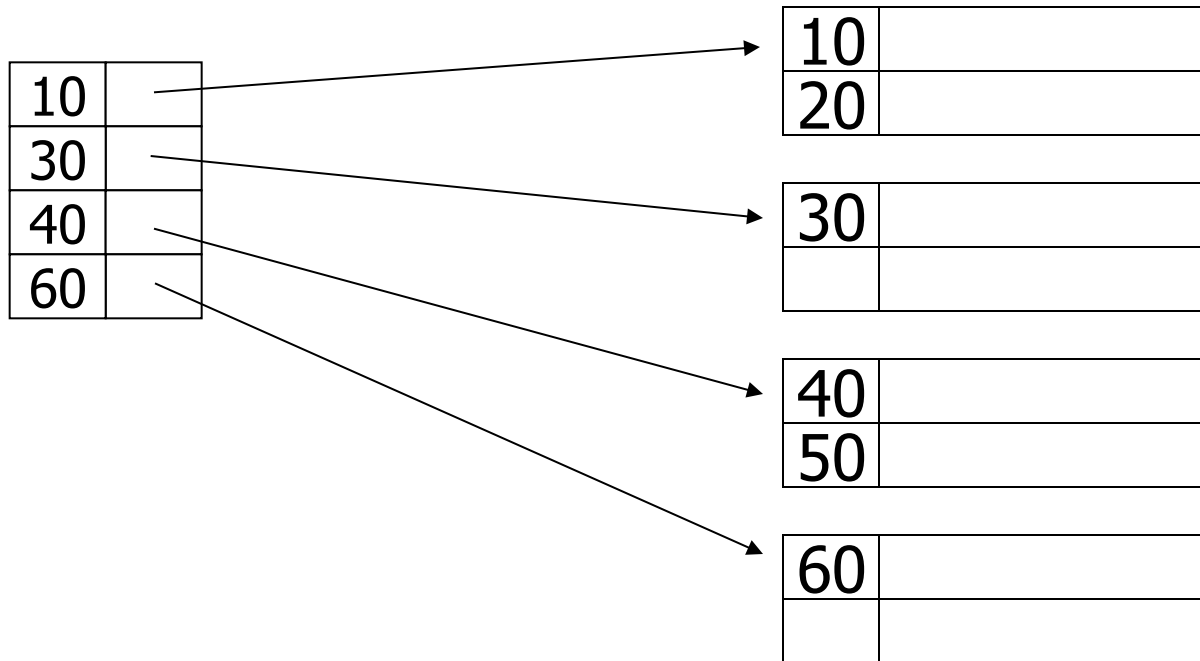
# Insertion, sparse index case





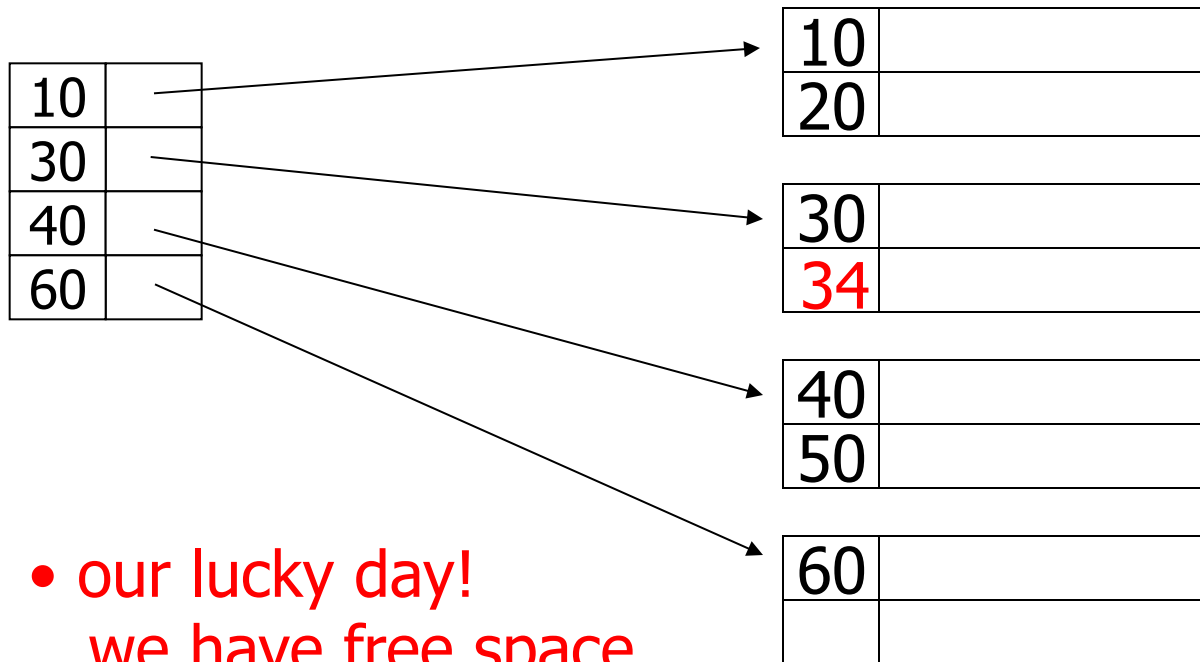
# Insertion, sparse index case

– insert record 34



# Insertion, sparse index case

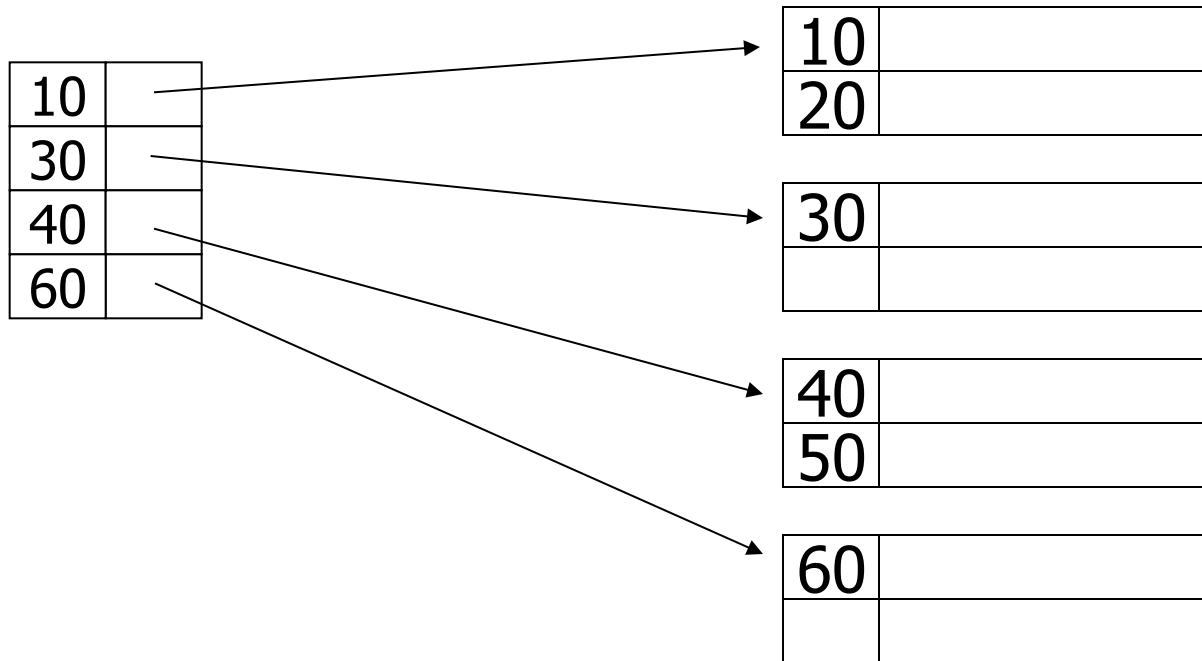
– insert record 34



- our lucky day!  
we have free space  
where we need it!

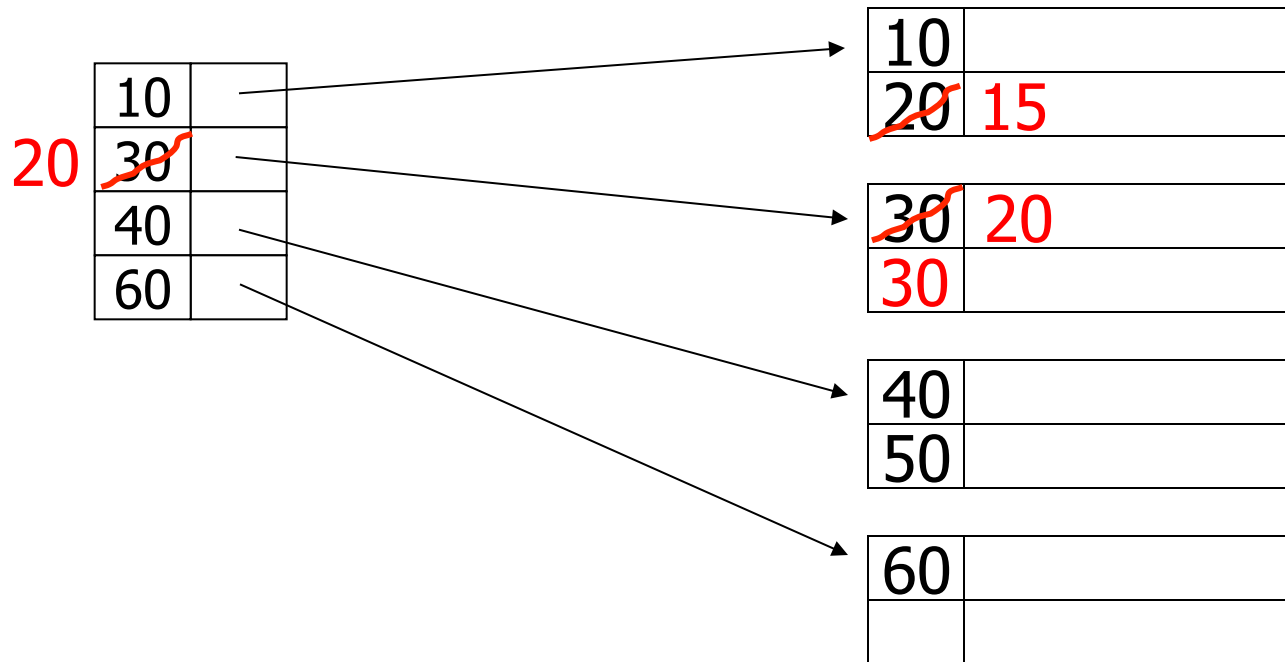
# Insertion, sparse index case

– insert record 15



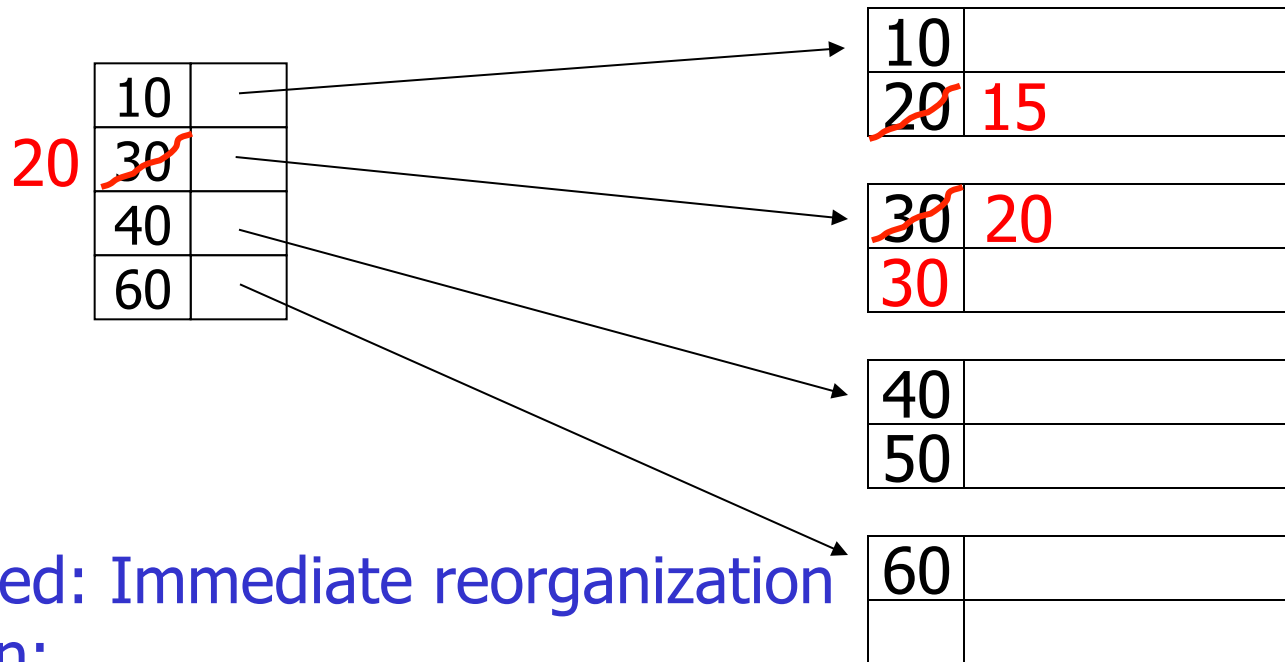
# Insertion, sparse index case

– insert record 15



# Insertion, sparse index case

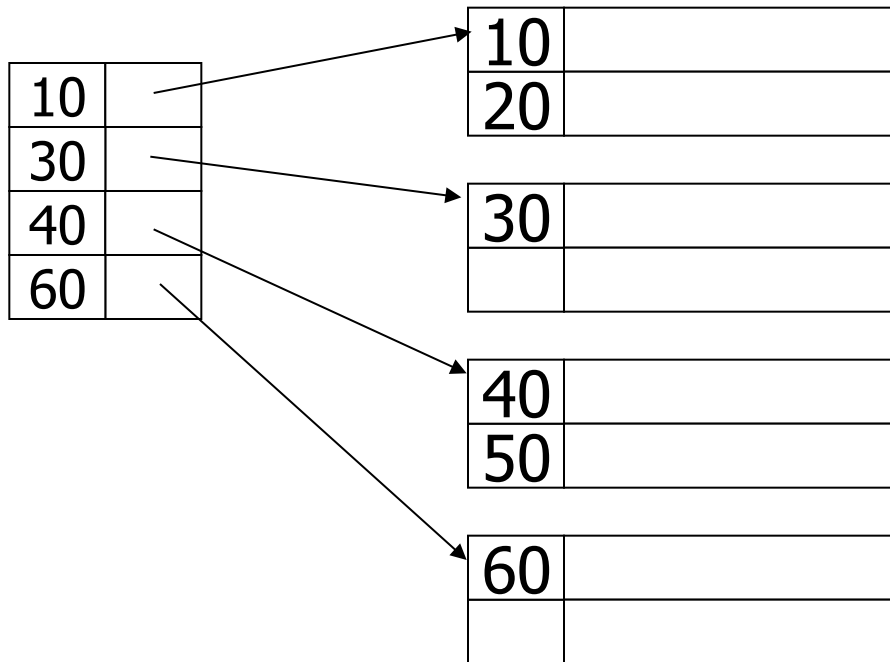
– insert record 15



- Illustrated: Immediate reorganization
- Variation:
  - insert new block (chained file)
  - update index

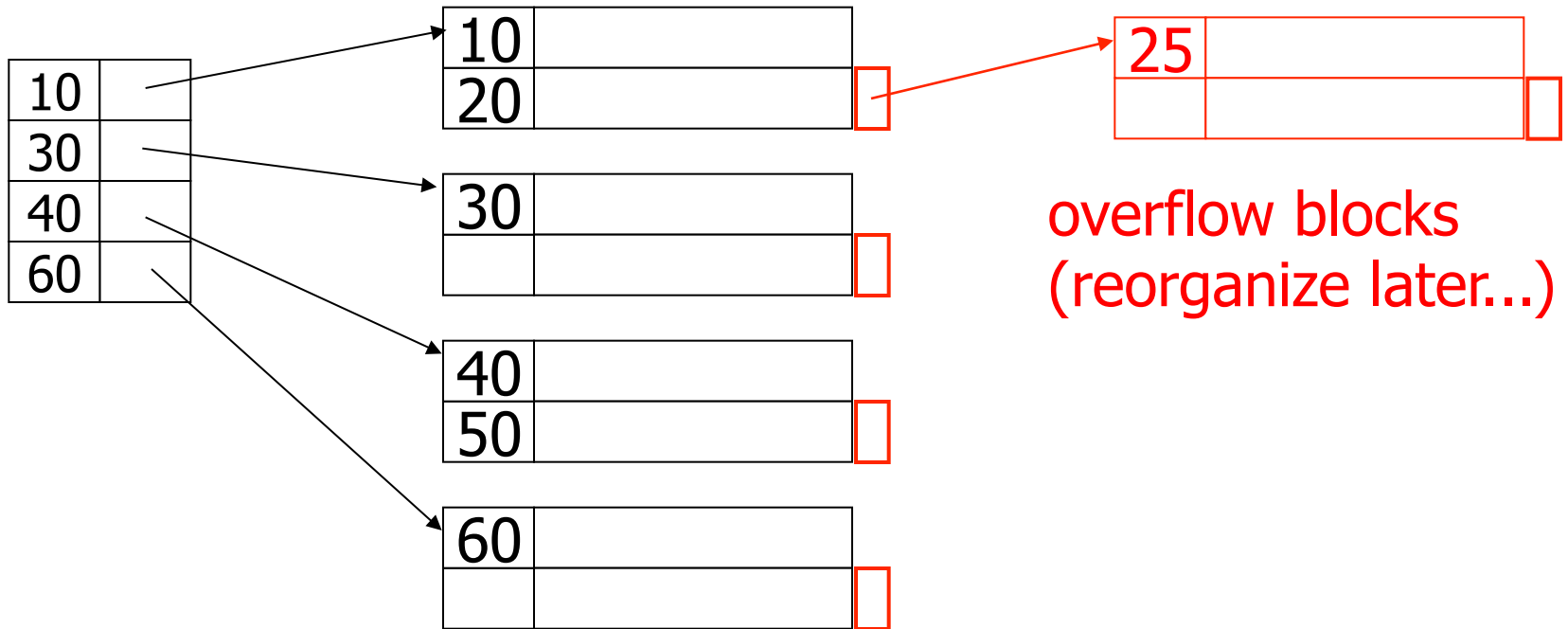
# Insertion, sparse index case

– insert record 25



# Insertion, sparse index case

– insert record 25



# Insertion, dense index case

- Similar
- Often more expensive . . .



# Secondary indexes

Sequence  
field

30	
50	

20	
70	

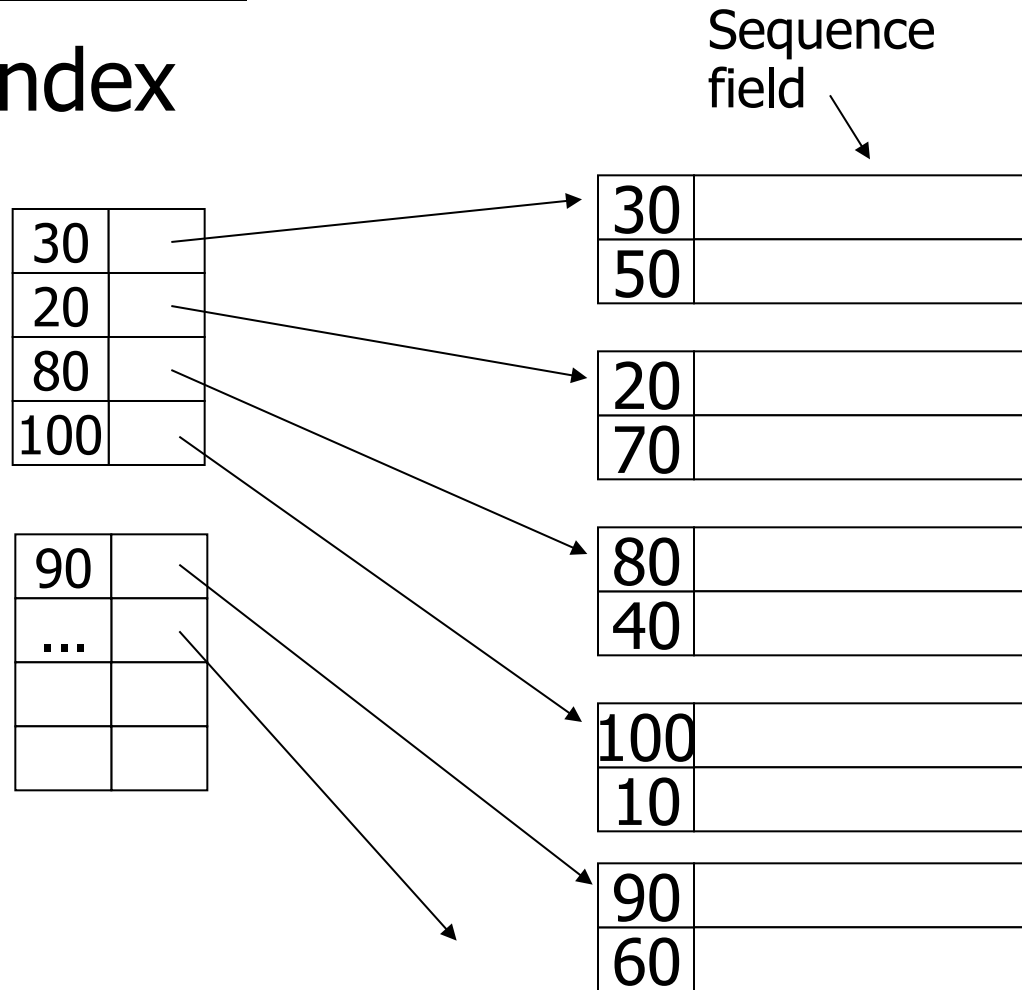
80	
40	

100	
10	

90	
60	

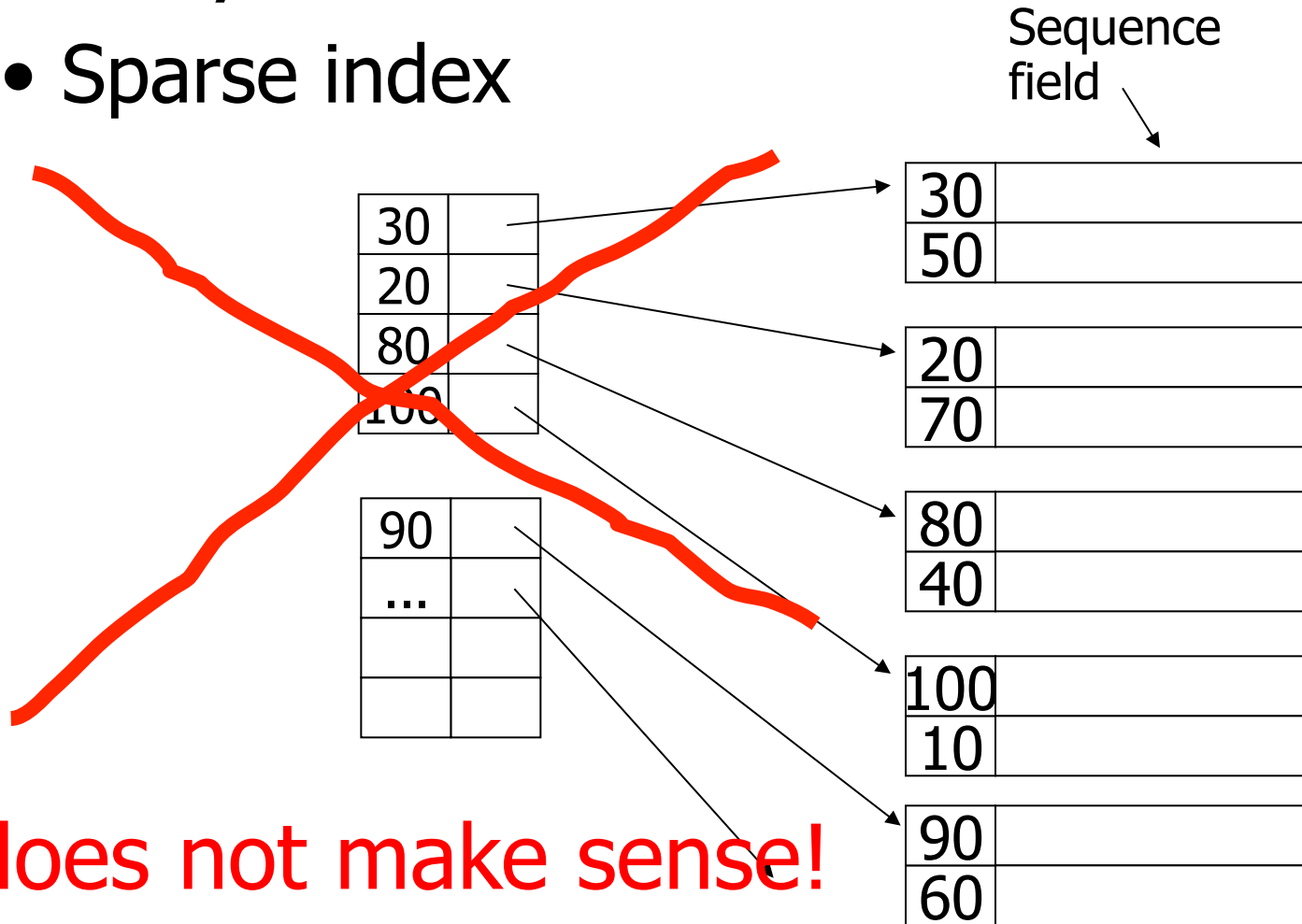
# Secondary indexes

- Sparse index



# Secondary indexes

- Sparse index



# Secondary indexes

- Dense index

Sequence field  
↓

30	
50	

20	
70	

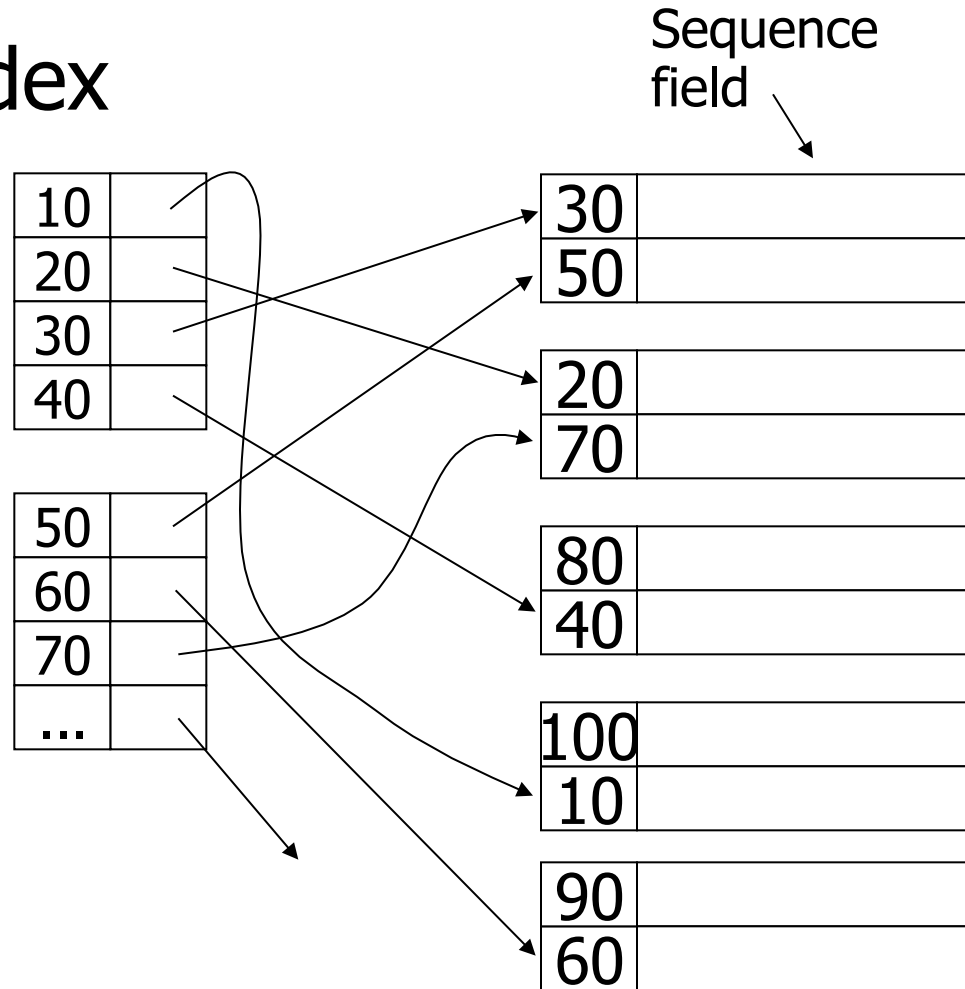
80	
40	

100	
10	

90	
60	

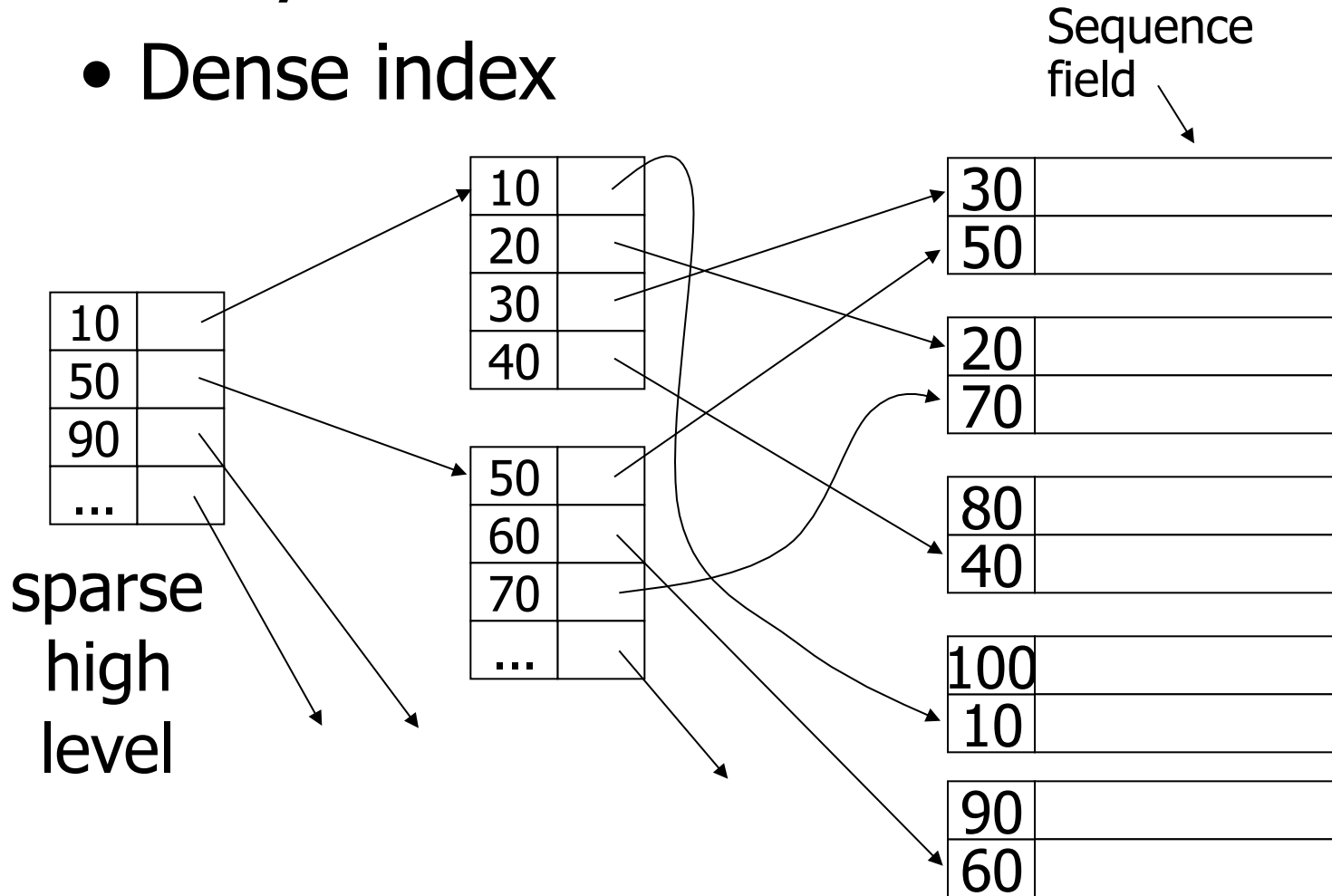
# Secondary indexes

- Dense index



# Secondary indexes

- Dense index



## With secondary indexes:

- Lowest level is dense
- Other levels are sparse

Also: Pointers are record pointers  
(not block pointers; not computed)

# Duplicate values & secondary indexes

20	
10	

20	
40	

10	
40	

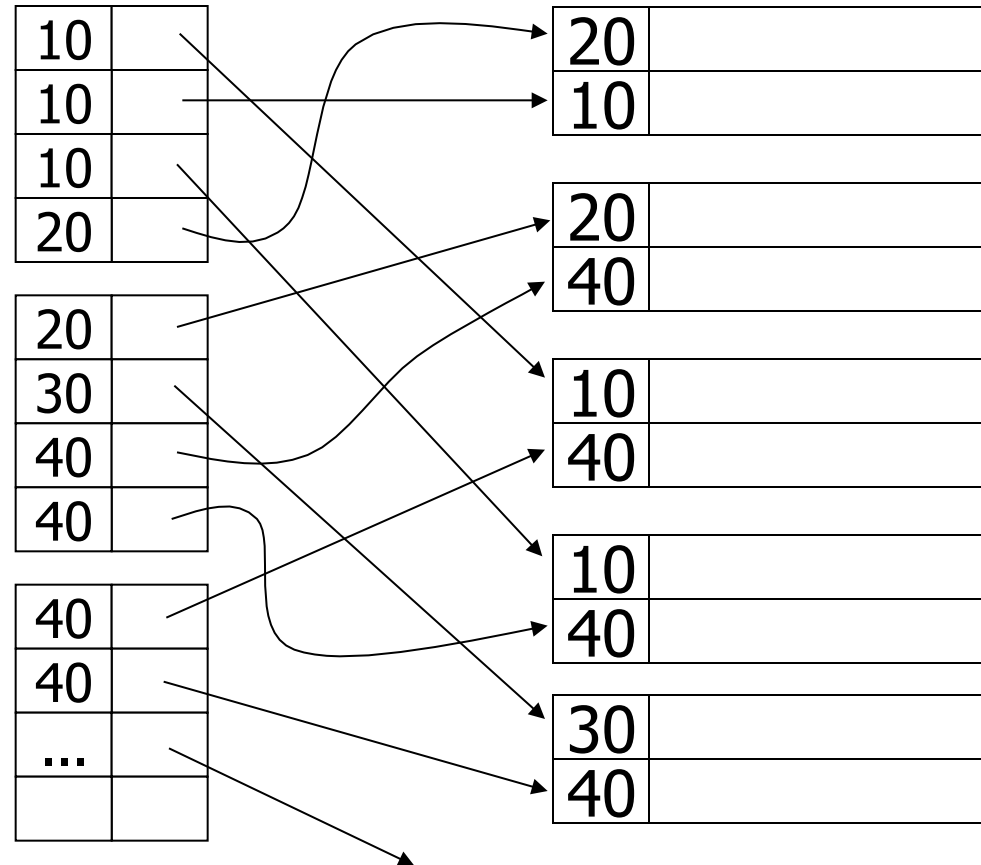
10	
40	

30	
40	



# Duplicate values & secondary indexes

one option...



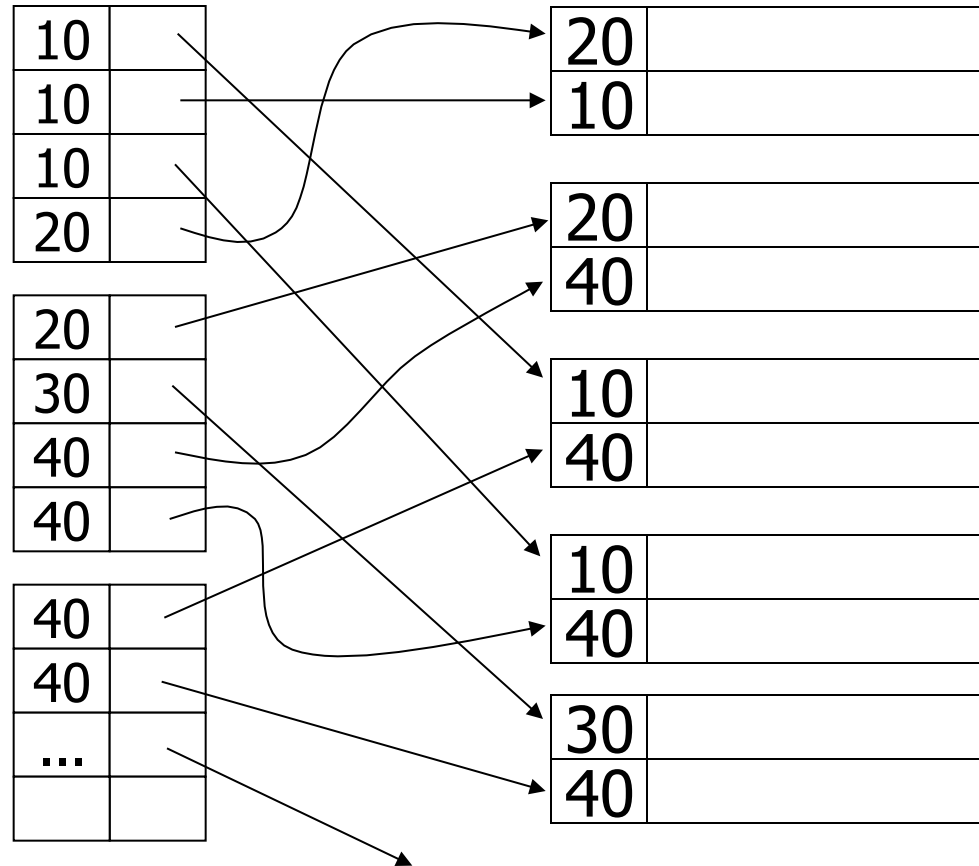
# Duplicate values & secondary indexes

one option...

## Problem:

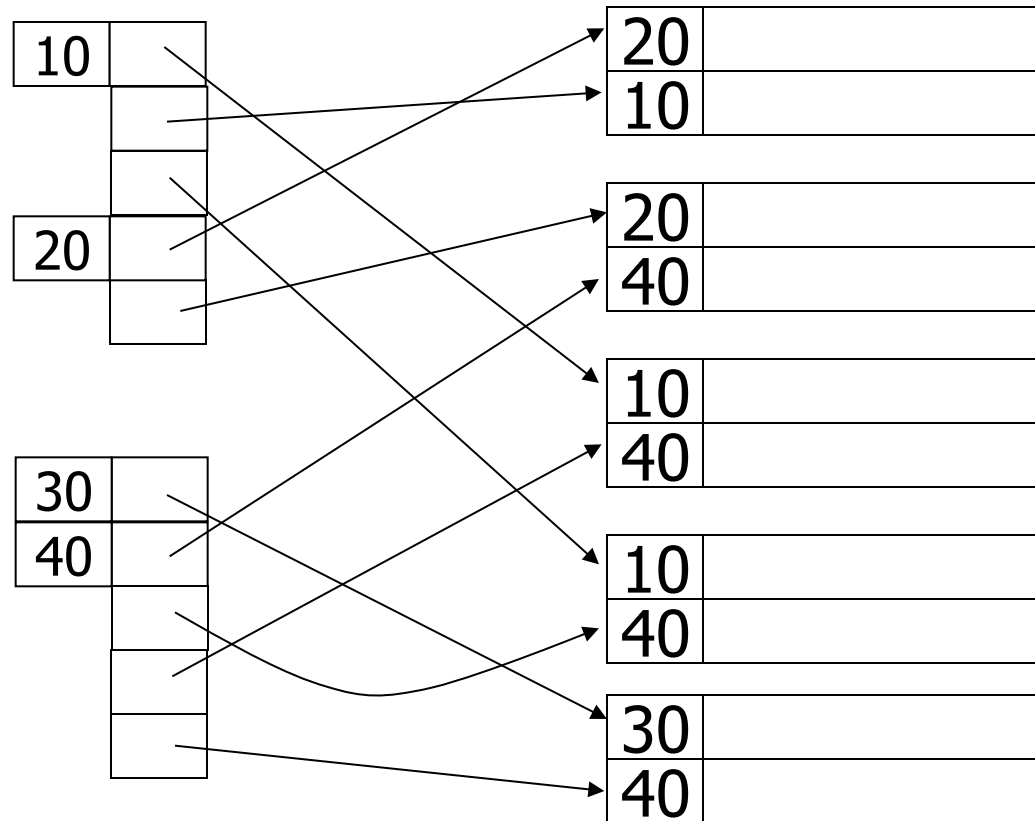
excess overhead!

- disk space
- search time



# Duplicate values & secondary indexes

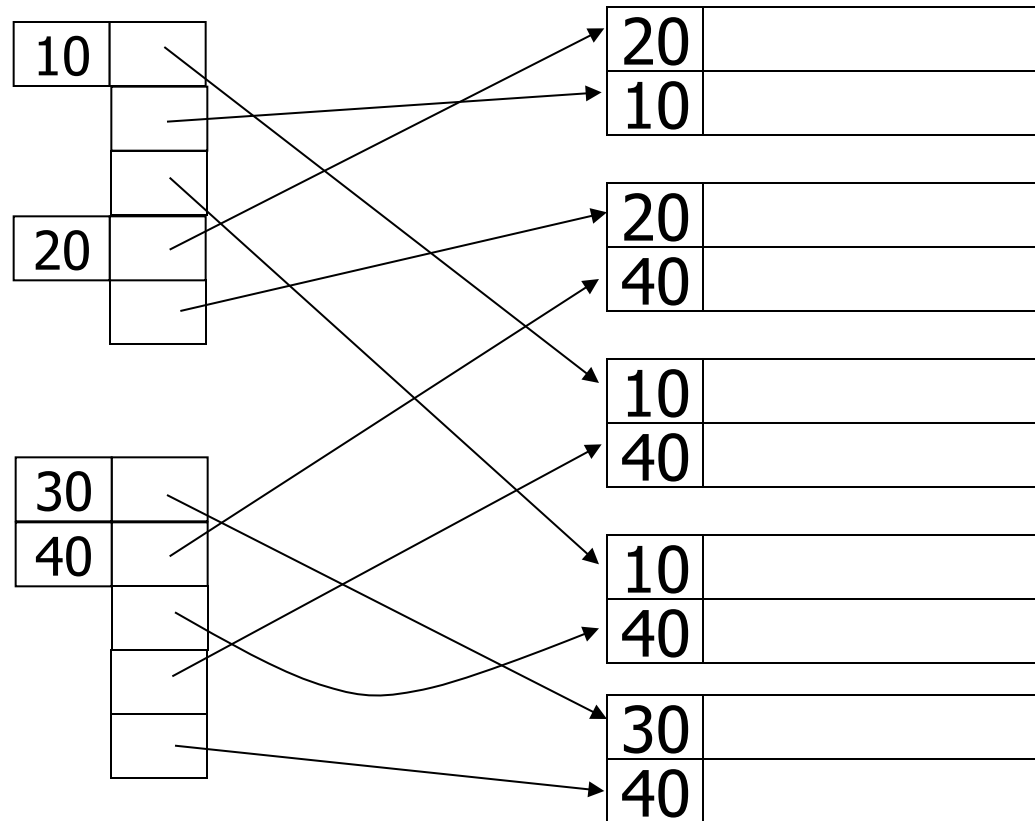
another option...



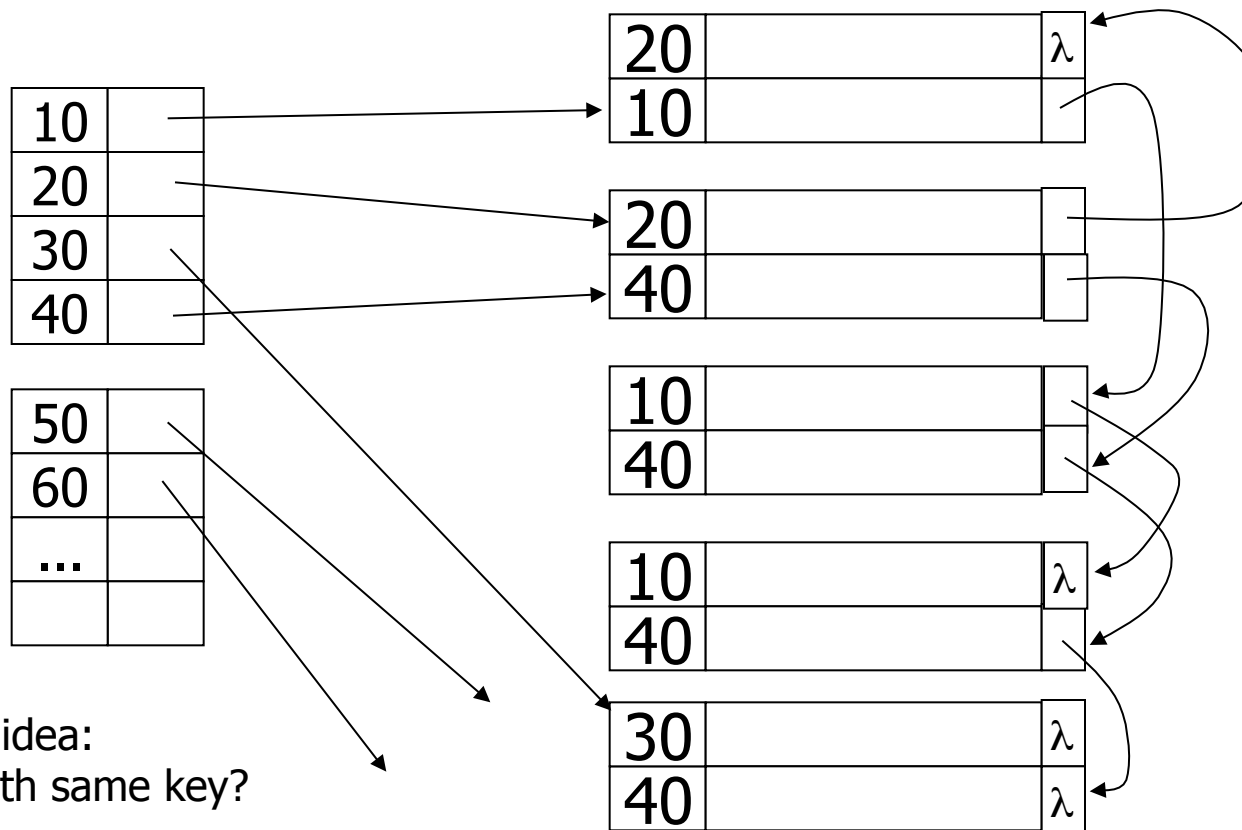
# Duplicate values & secondary indexes

another option...

**Problem:**  
variable size  
records in  
index!

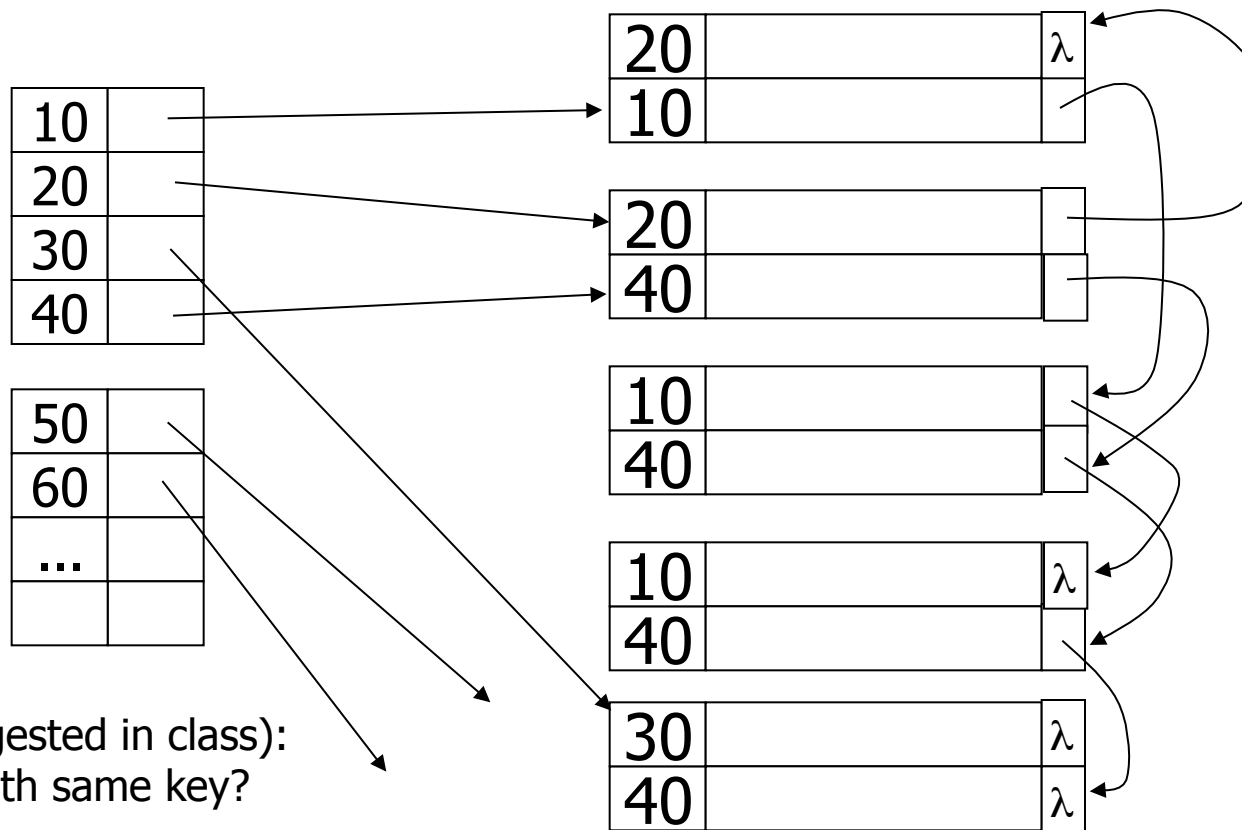


# Duplicate values & secondary indexes



Another idea:  
Chain records with same key?

# Duplicate values & secondary indexes

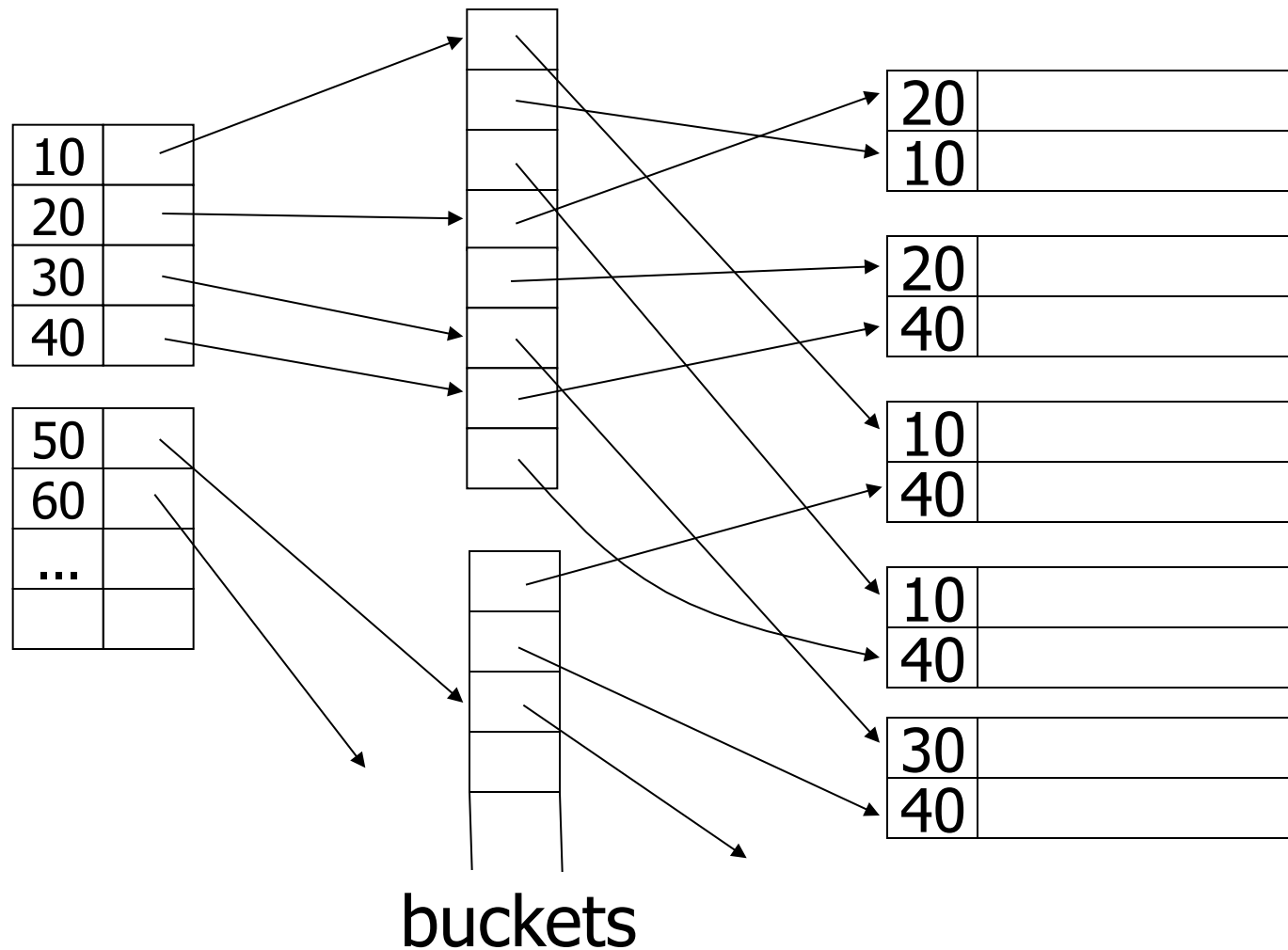


Another idea (suggested in class):  
Chain records with same key?

## Problems:

- Need to add fields to records
- Need to follow chain to know records

# Duplicate values & secondary indexes



# Why “bucket” idea is useful

## Indexes

Name: primary

Dept: secondary

Floor: secondary

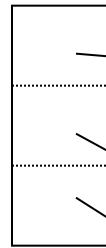
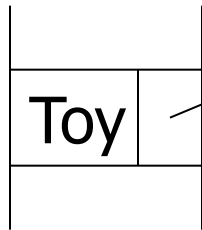
## Records

EMP (name,dept,floor,...)




# Query: Get employees in (Toy Dept) $\wedge$ (2nd floor)

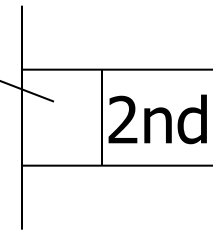
Dept. index



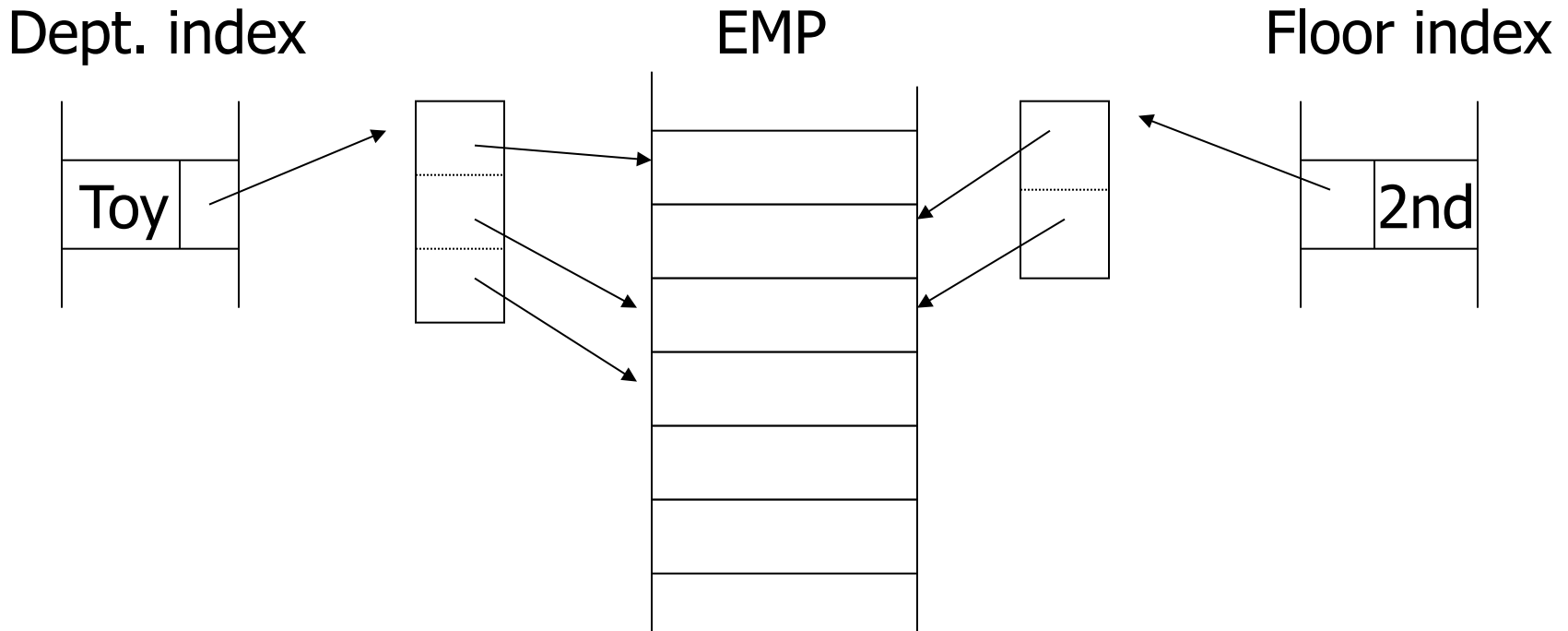
EMP



Floor index



# Query: Get employees in (Toy Dept) $\wedge$ (2nd floor)



→ Intersect toy bucket and 2nd Floor bucket to get set of matching EMP' s

# This idea used in text information retrieval

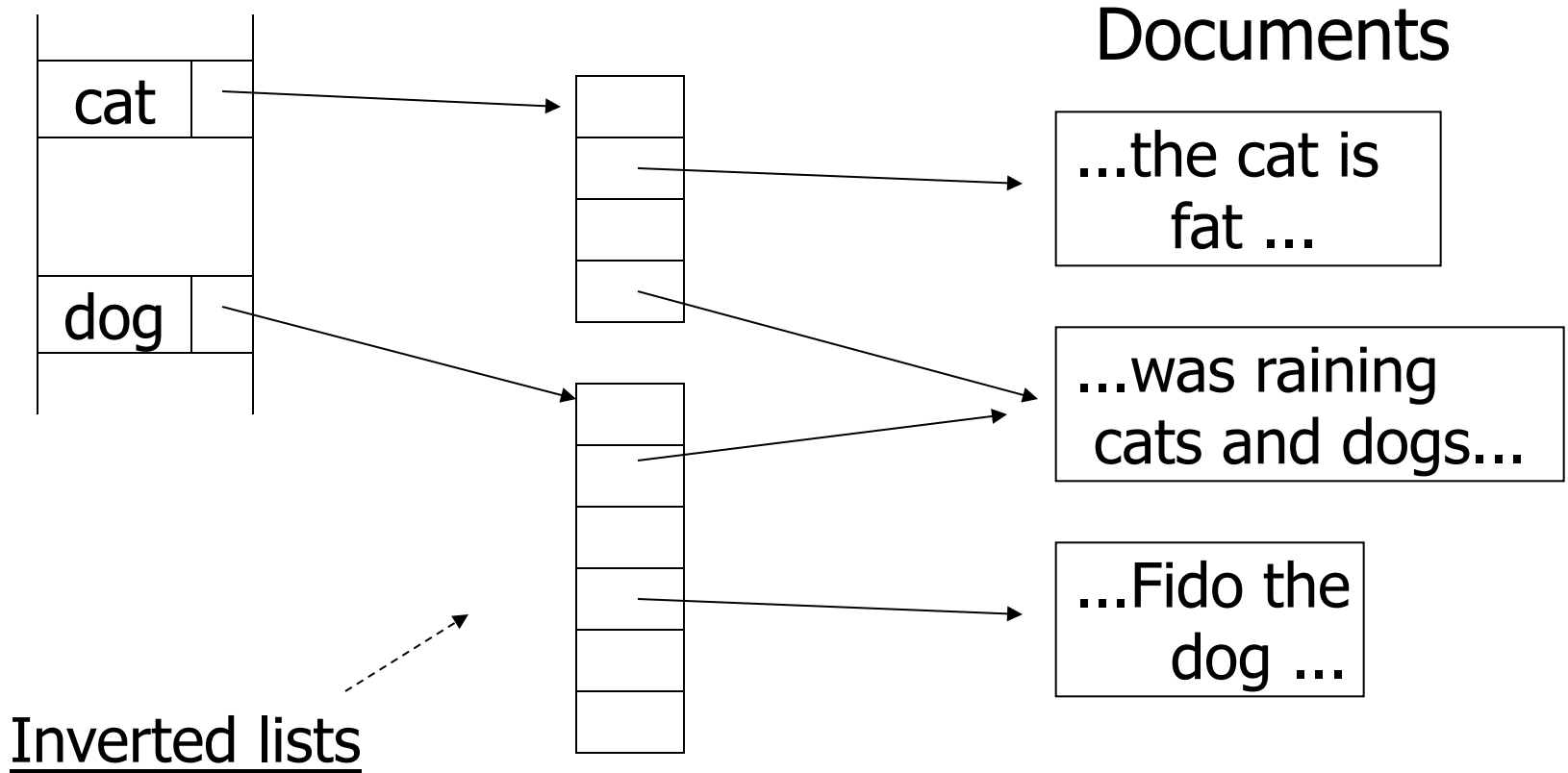
## Documents

...the cat is  
fat ...

...was raining  
cats and dogs...

...Fido the  
dog ...

# This idea used in text information retrieval



# IR QUERIES

- Find articles with “cat” and “dog”
- Find articles with “cat” or “dog”
- Find articles with “cat” and not “dog”

# Summary so far

- Conventional index
  - Basic Ideas: sparse, dense, multi-level...
  - Duplicate Keys
  - Deletion/Insertion
  - Secondary indexes
    - Buckets of Postings List

# Conventional indexes

## Advantage:

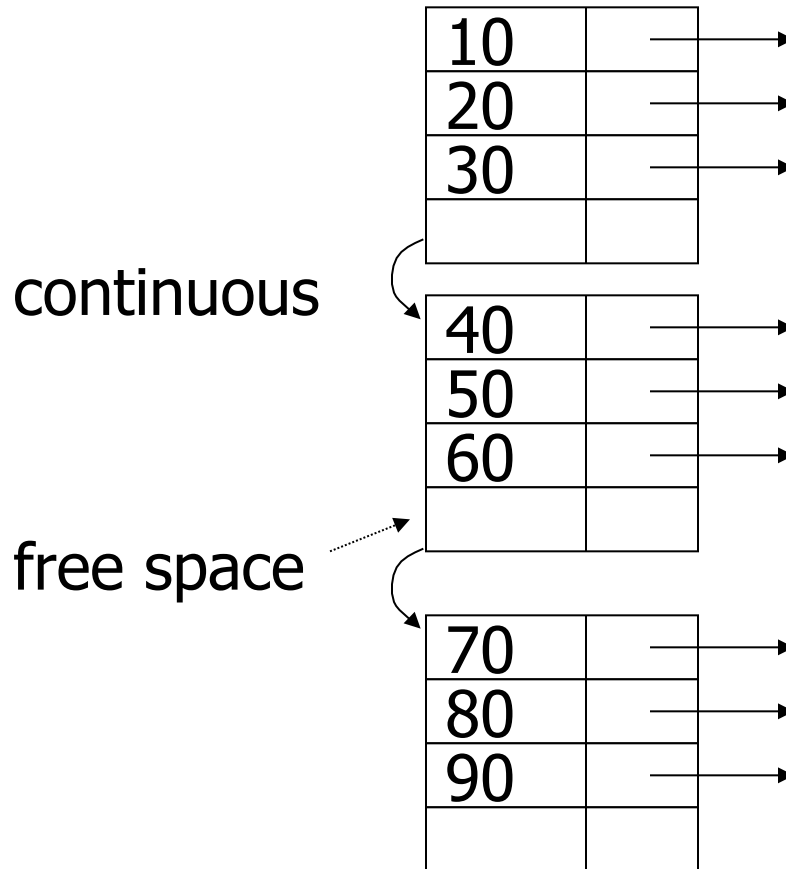
- Simple
- Index is sequential file  
good for scans

## Disadvantage:

- Inserts expensive, and/or
- Lose sequentiality & balance

# Example

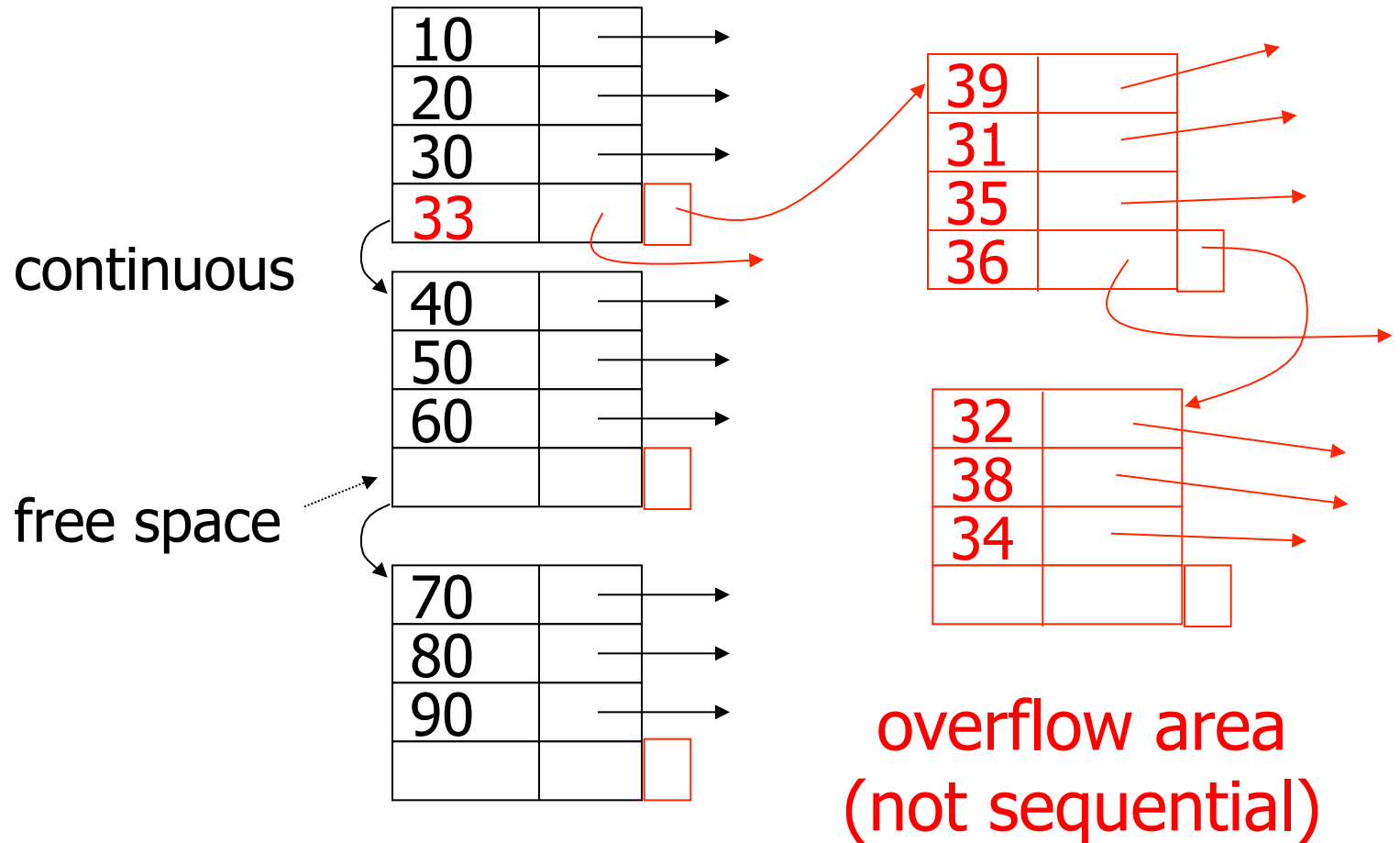
## Index (sequential)





# Example

## Index (sequential)



# Outline:

- Conventional indexes
- B-Trees  $\Rightarrow$  NEXT
- Hashing schemes
- Advanced Index Techniques

- NEXT: Another type of index
  - Give up on sequentiality of index
  - Try to get “balance”

# B+-tree Motivation

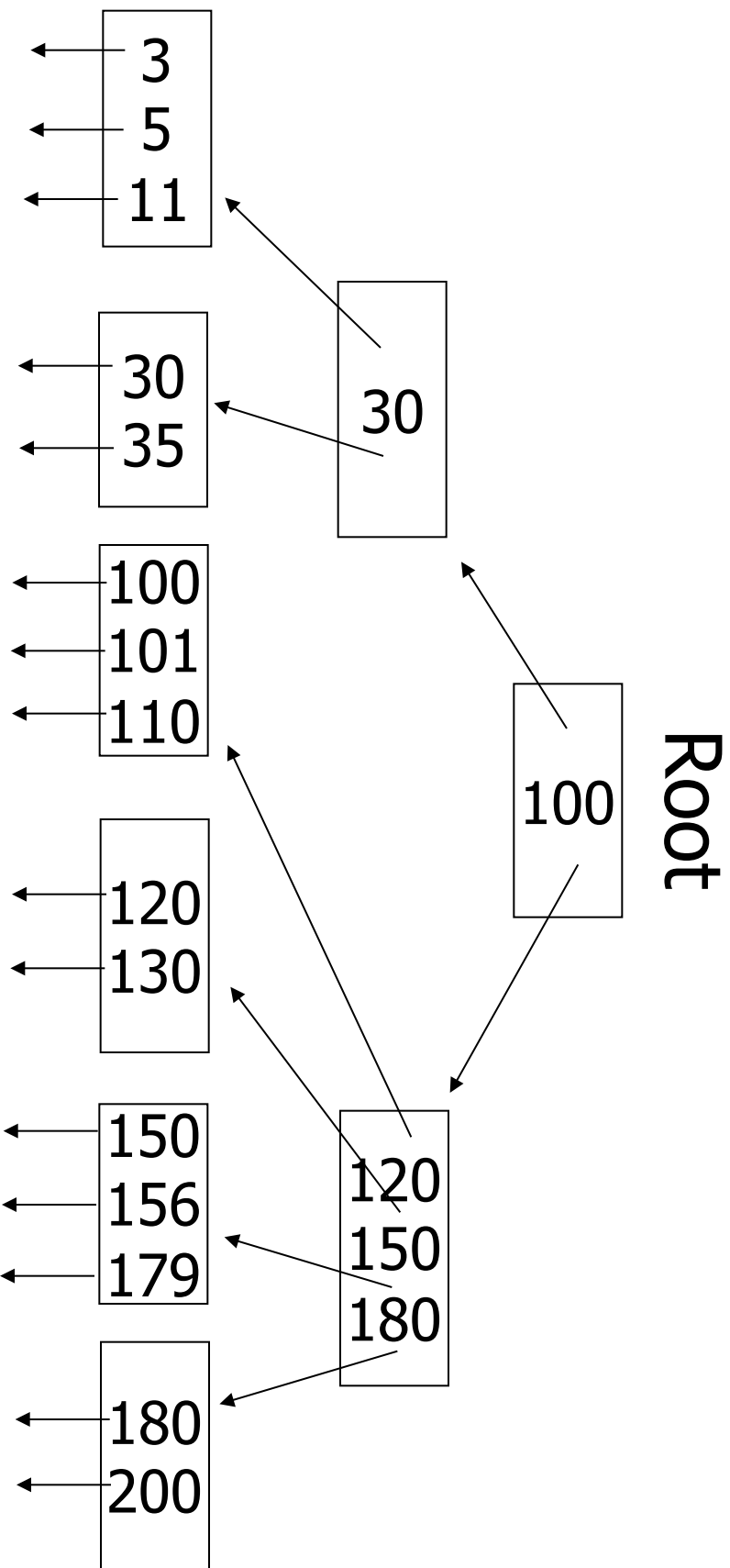
- Tree indices are pretty efficient
  - E.g., binary search tree
    - Average case  $O(\log(n))$  lookup
- However
  - Unclear how to map to disk (index larger than main memory, loading partial index)
  - Worst-case  $O(n)$  lookup

# B+-tree Properties

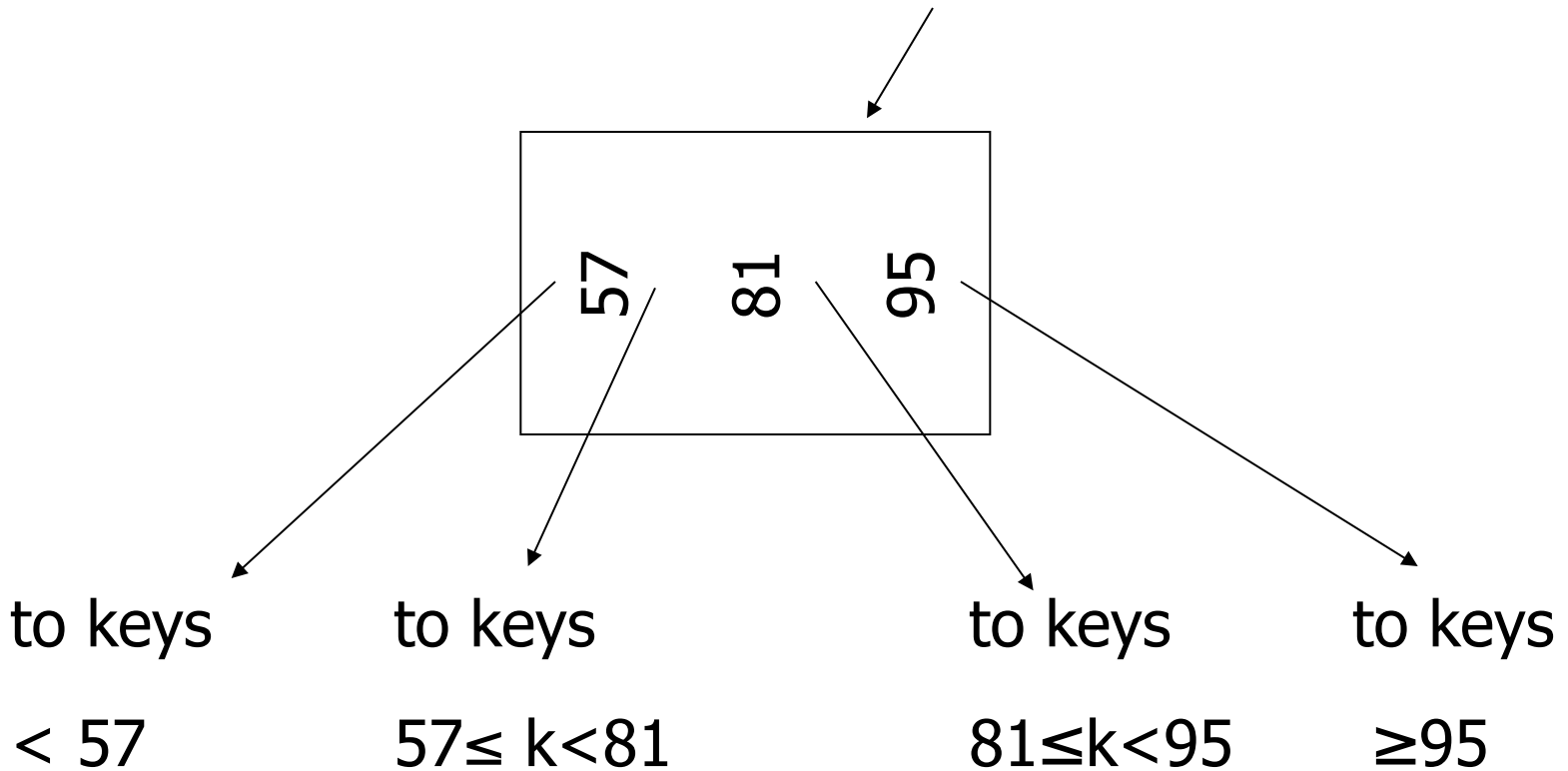
- Large nodes:
  - Node size is multiple of block size
    - -> small number of levels
    - -> simple way to map index to disk
    - -> many keys per node
- Balance:
  - Require all nodes to be more than X% full
  - -> for n records guaranteed only logarithmically many levels
  - ->  $\log(n)$  worst-case performance

# B+Tree Example

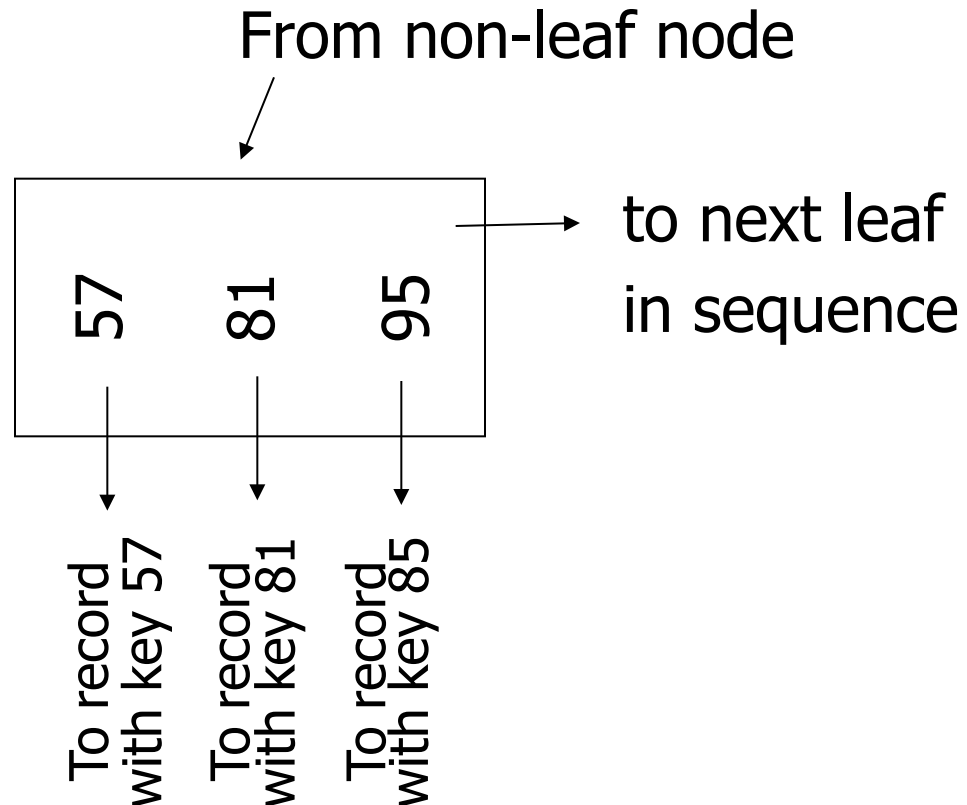
n=3



# Sample non-leaf



# Sample leaf node:

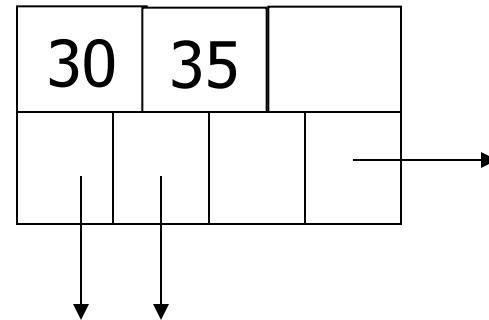
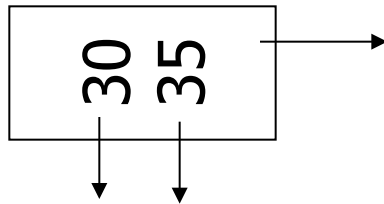




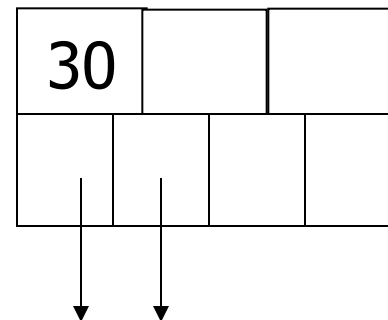
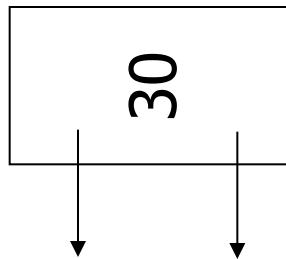
# In textbook's notation

n=3

Leaf:



Non-leaf:



Size of nodes: { n+1 pointers  
n keys (fixed)

# Don't want nodes to be too empty

- Use at least (balance)

Non-leaf:  $\lceil (n+1)/2 \rceil$  pointers

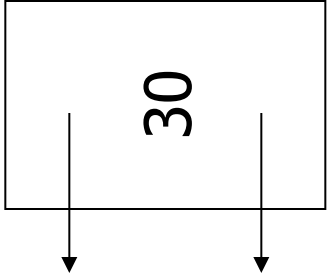
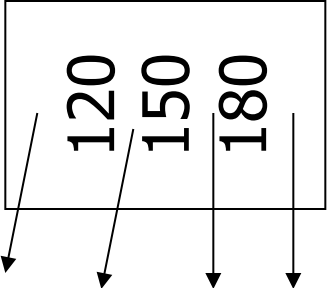
Leaf:  $\lfloor (n+1)/2 \rfloor$  pointers to data

n=3

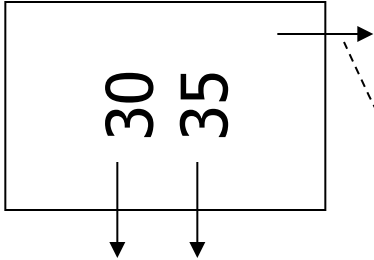
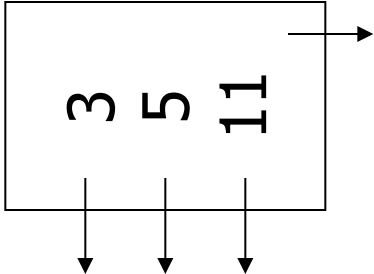
Non-leaf

Full node

min. node



Leaf



counts even if null

# B+tree rules tree of order $n$

(1) All leaves at same lowest level  
(balanced tree)

-> guaranteed worst-case complexity for operations on the index

(2) Pointers in leaves point to records  
except for “sequence pointer”

### (3) Number of pointers/keys for B+tree

	Max ptrs	Max keys	Min ptrs→data	Min keys
Non-leaf (non-root)	$n+1$	$n$	$\lceil (n+1)/2 \rceil$	$\lceil (n+1)/2 \rceil - 1$
Leaf (non-root)	$n+1$	$n$	$\lfloor (n+1)/2 \rfloor$	$\lfloor (n+1)/2 \rfloor$
Root	$n+1$	$n$	1	1

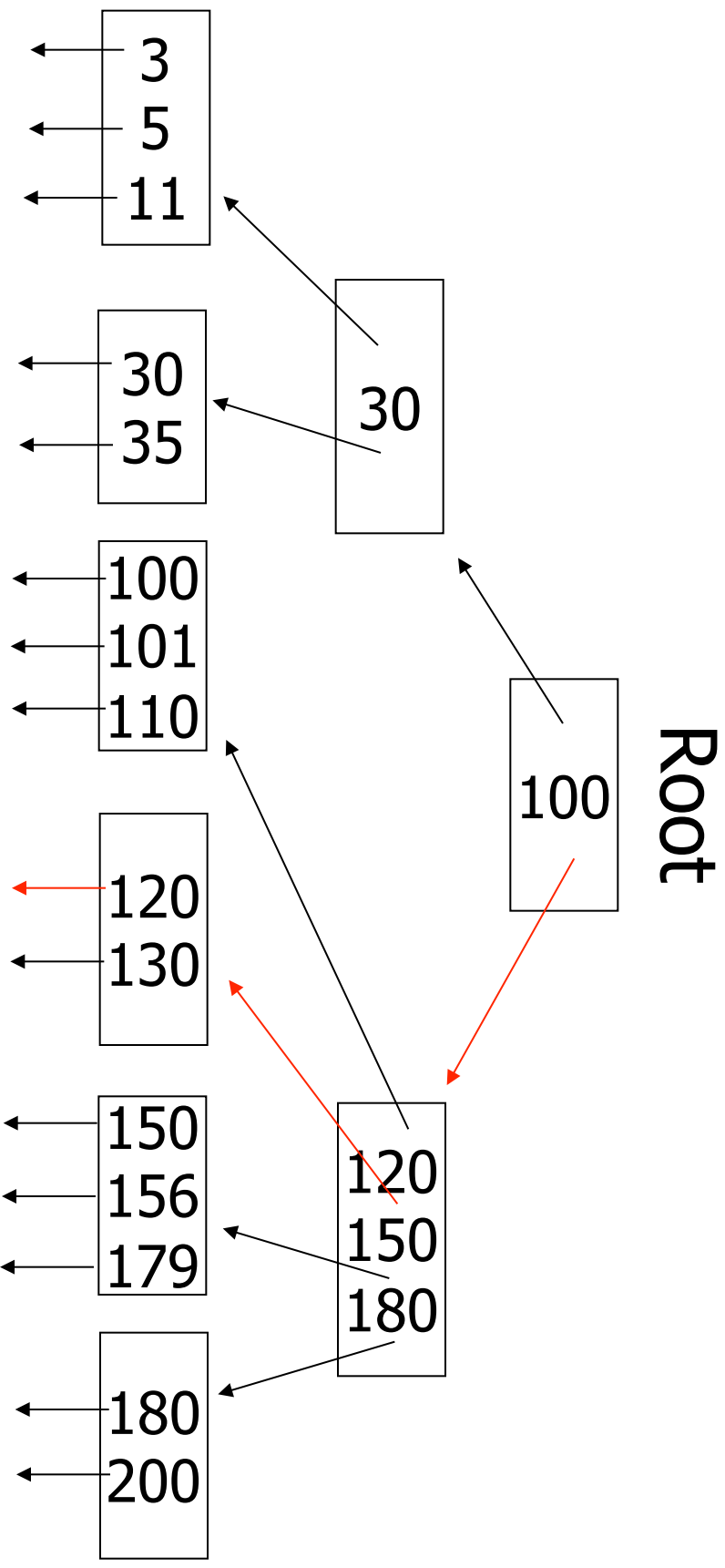
# Search Algorithm

- Search for key **k**
- Start from root until leaf is reached
- For current node find  $i$  so that
  - $\text{Key}[i] \leq \mathbf{k} < \text{Key}[i + 1]$
  - Follow  $i+1^{\text{th}}$  pointer
- If current node is leaf return pointer to record or fail (no such record in tree)

# Search Example

**k = 120**

n = 3





# Remarks Search

- If **n** is large, e.g., 500
- Keys inside node are sorted
- -> use binary search to find **I**
- Performance considerations
  - Linear search  $O(n)$
  - Binary search  $O(\log_2(n))$

# Insert into B+tree

(a) simple case

– space available in leaf

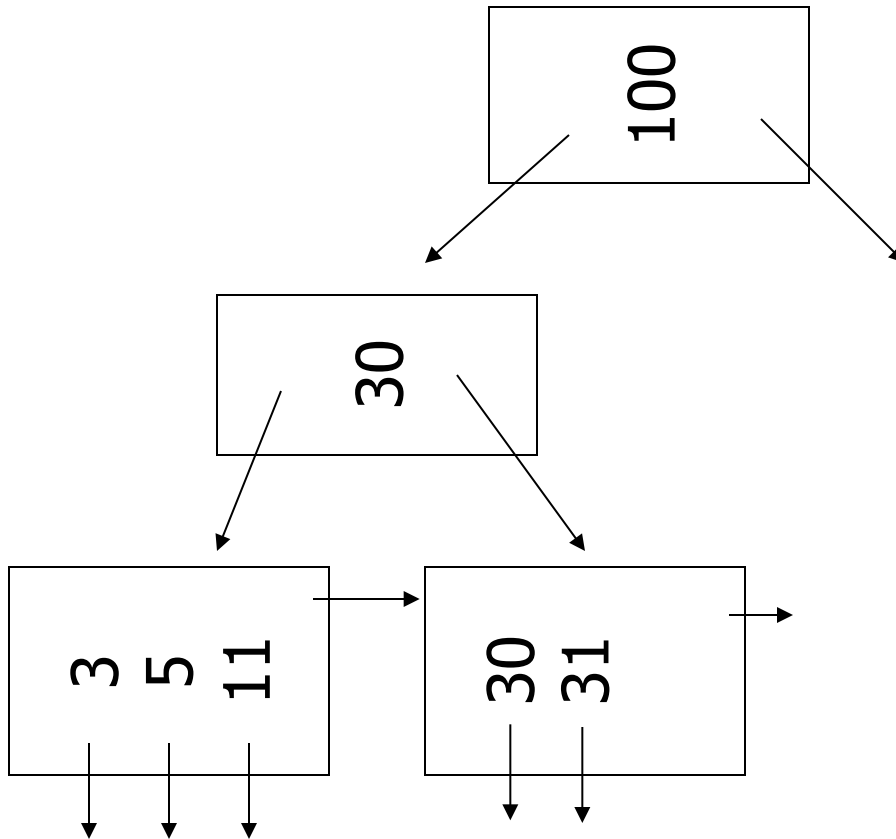
(b) leaf overflow

(c) non-leaf overflow

(d) new root

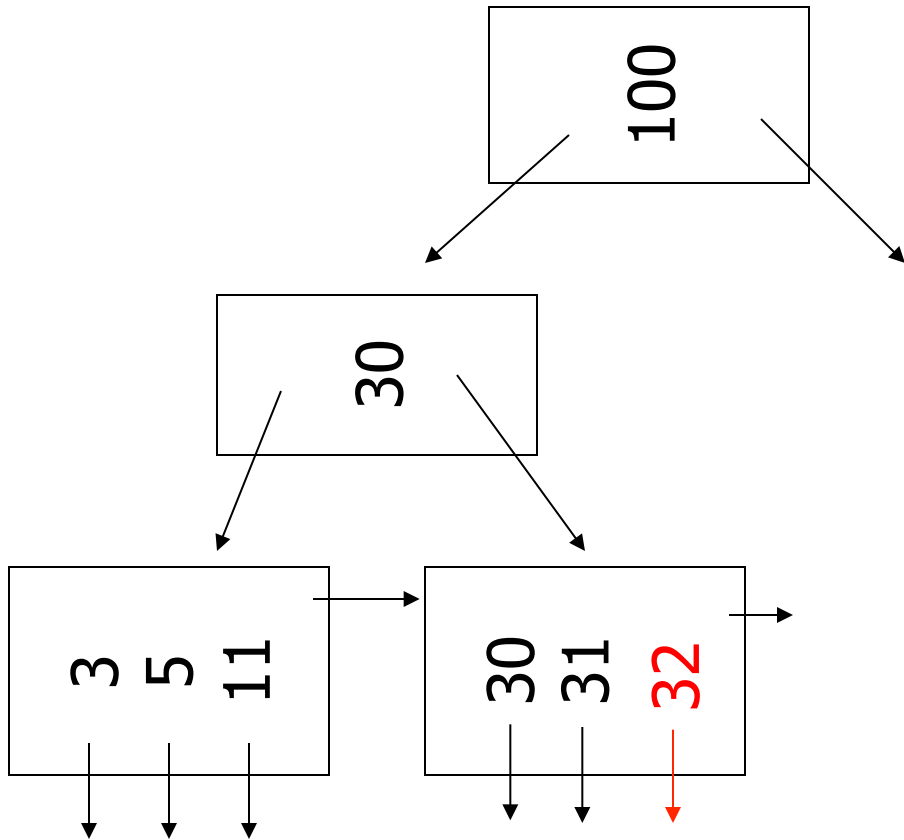
(a) Insert key = 32

n=3



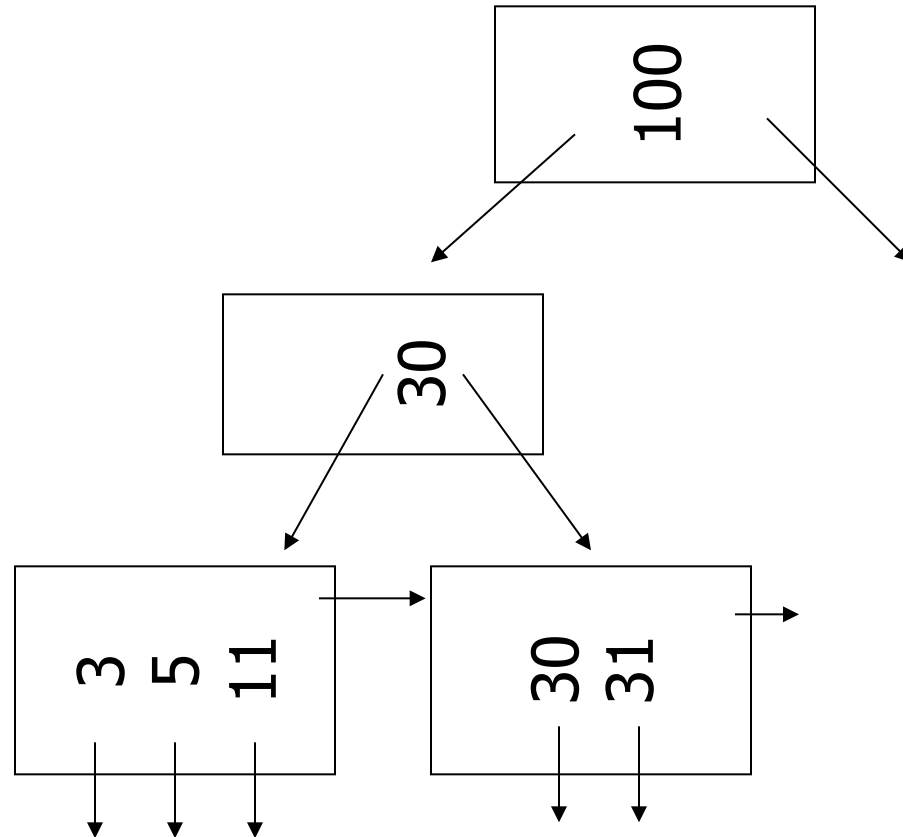
(a) Insert key = 32

n=3



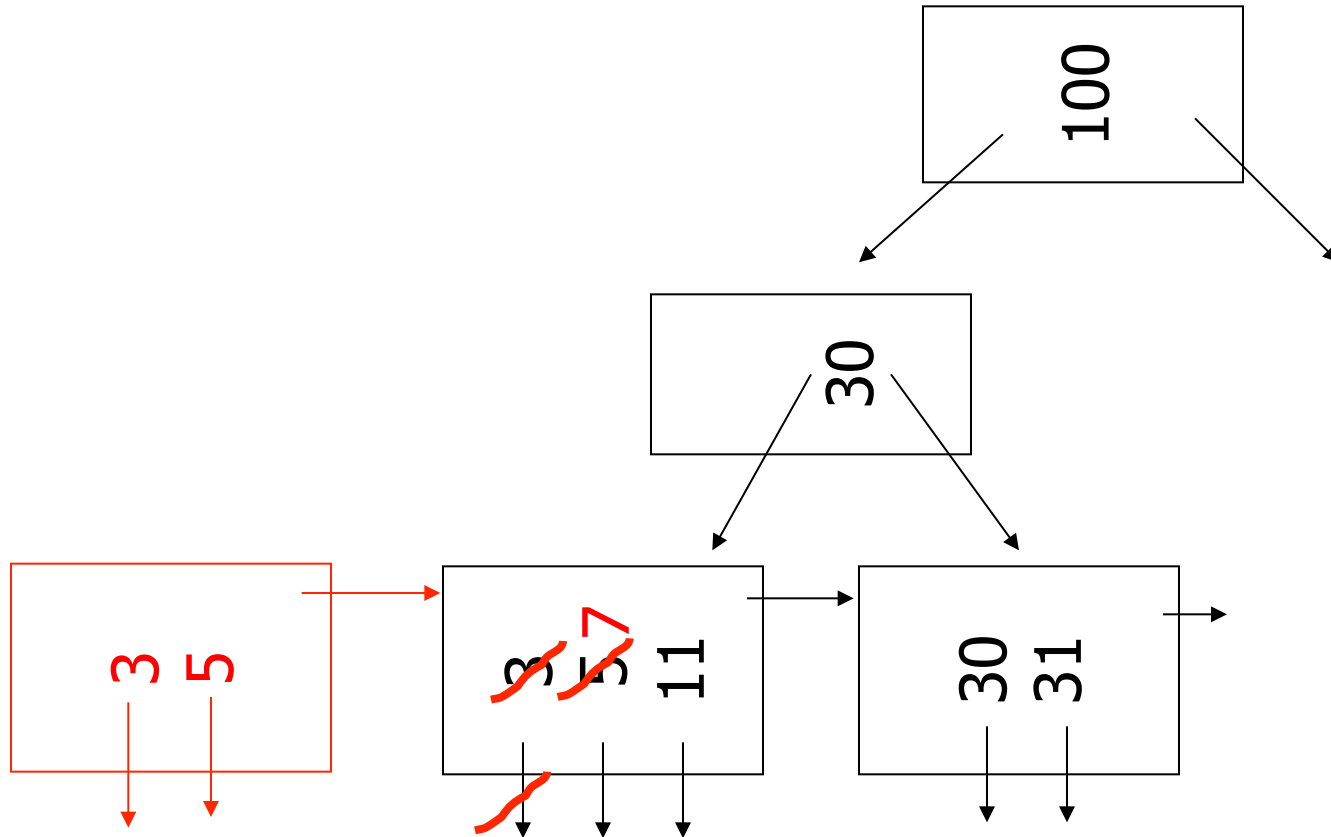
(a) Insert key = 7

n=3



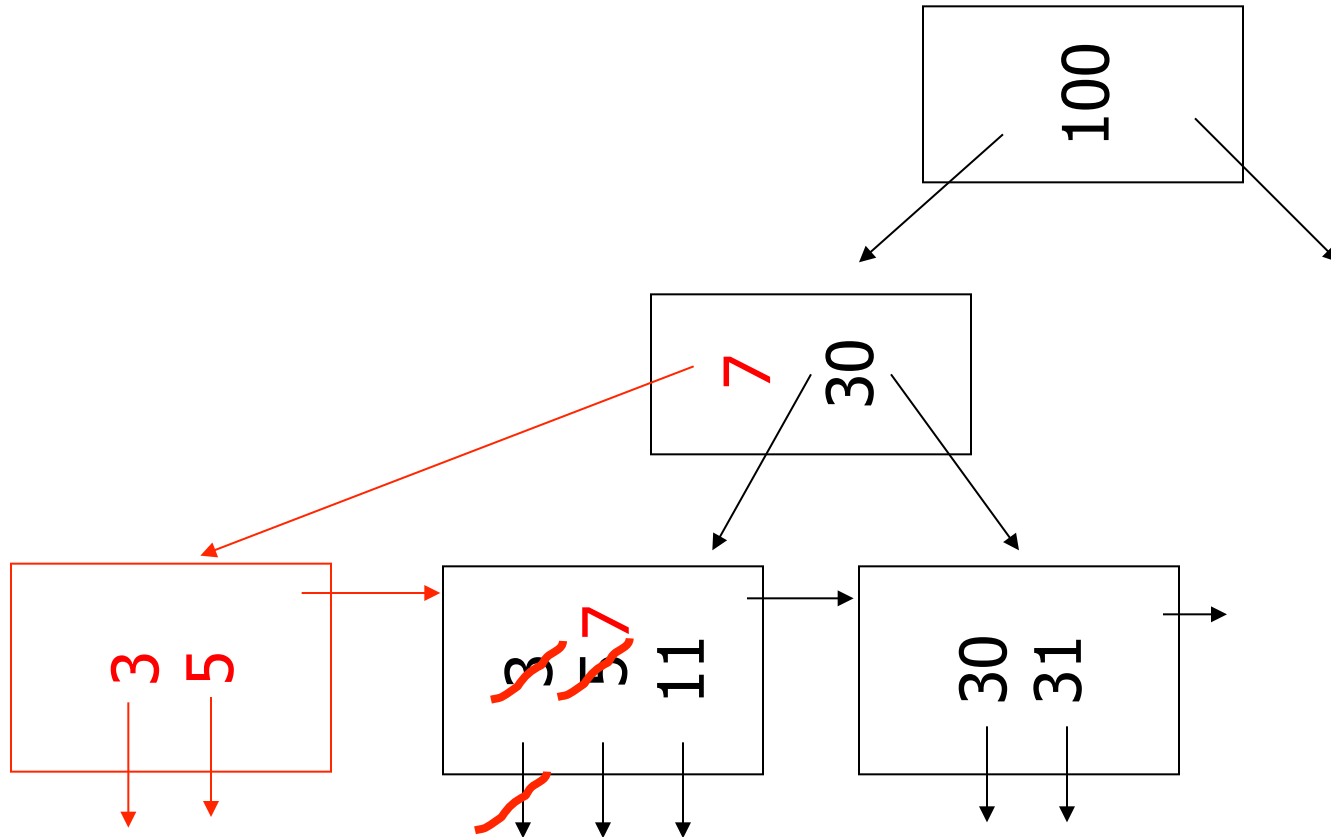
(a) Insert key = 7

n=3



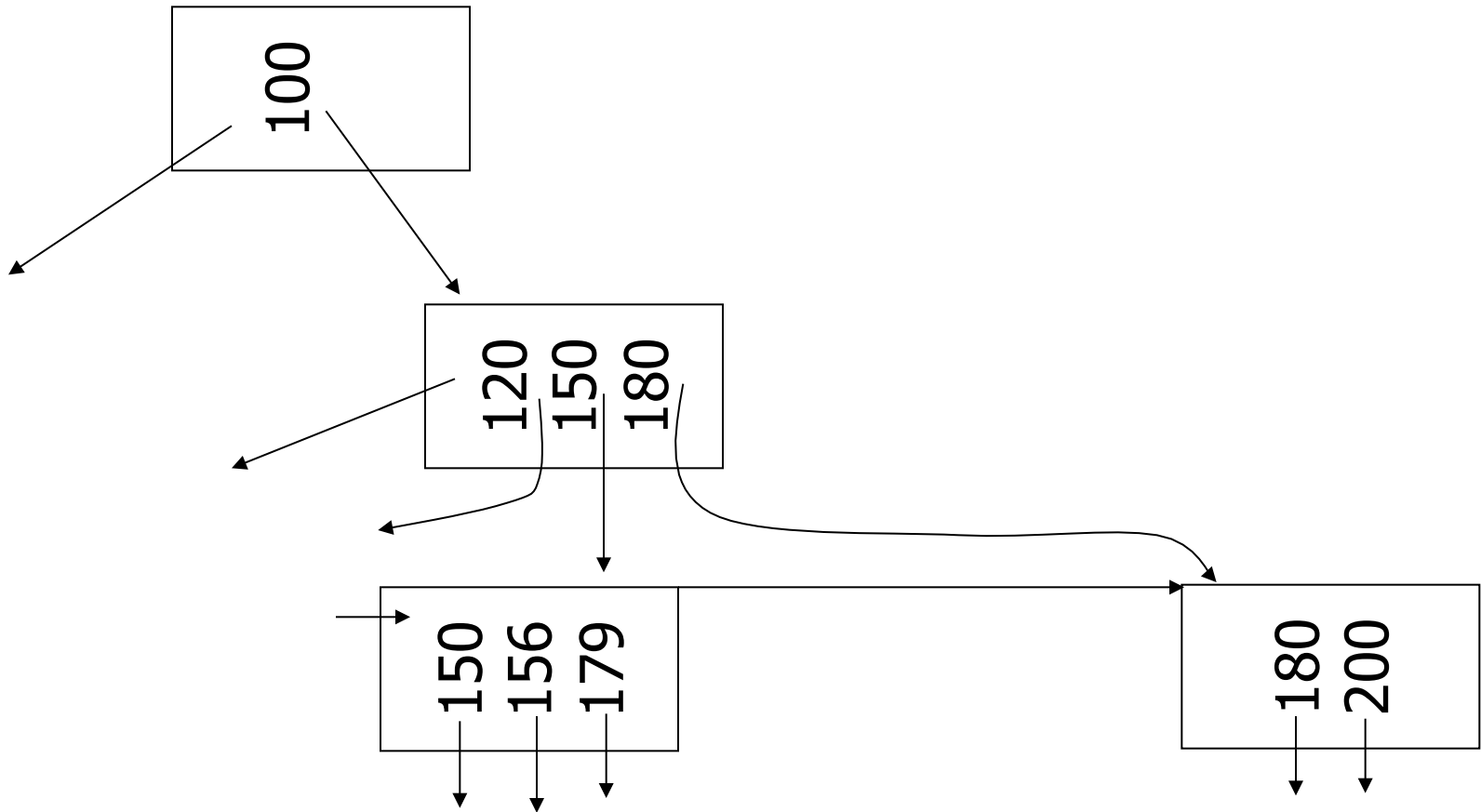
(a) Insert key = 7

n=3



(c) Insert key = 160

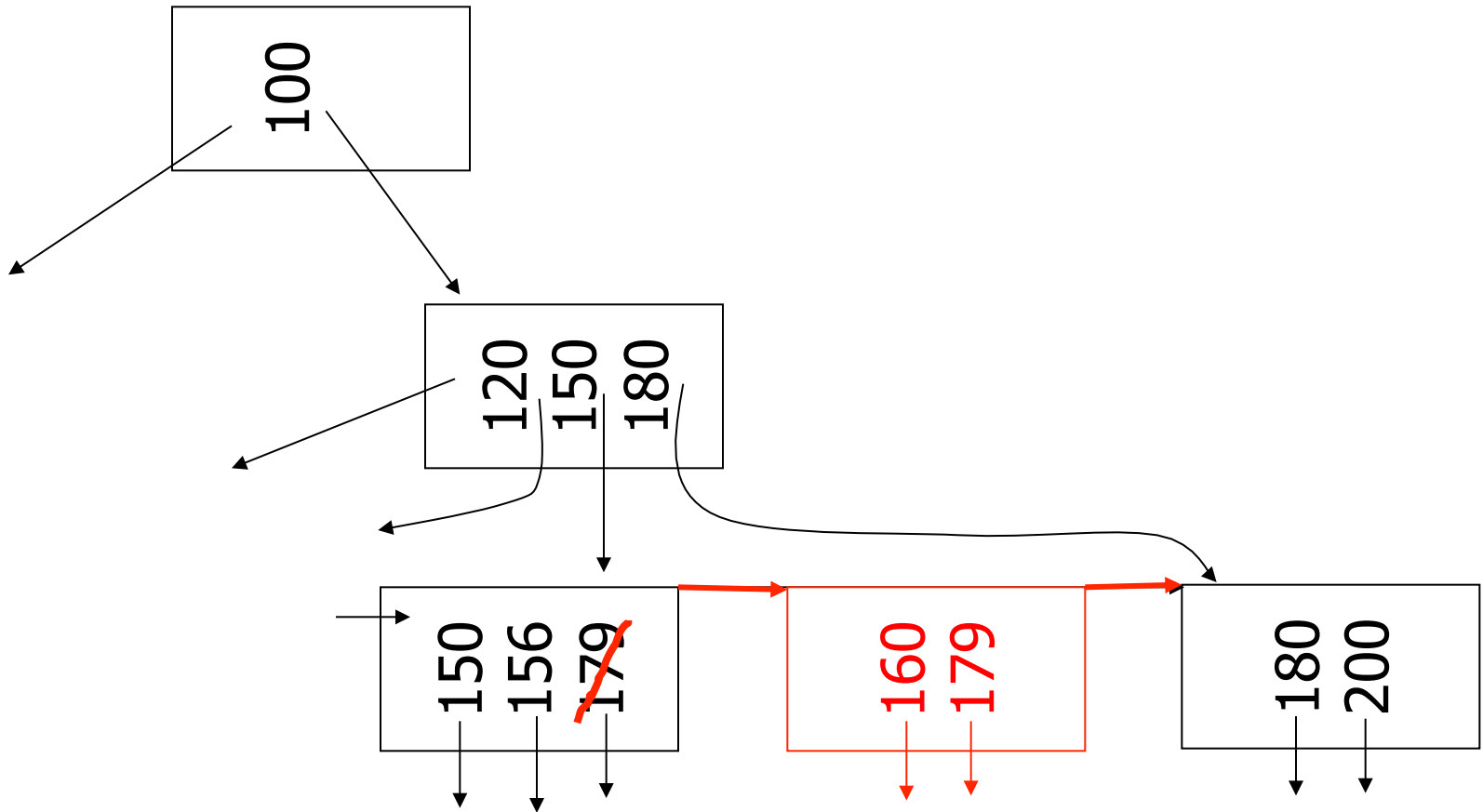
n=3





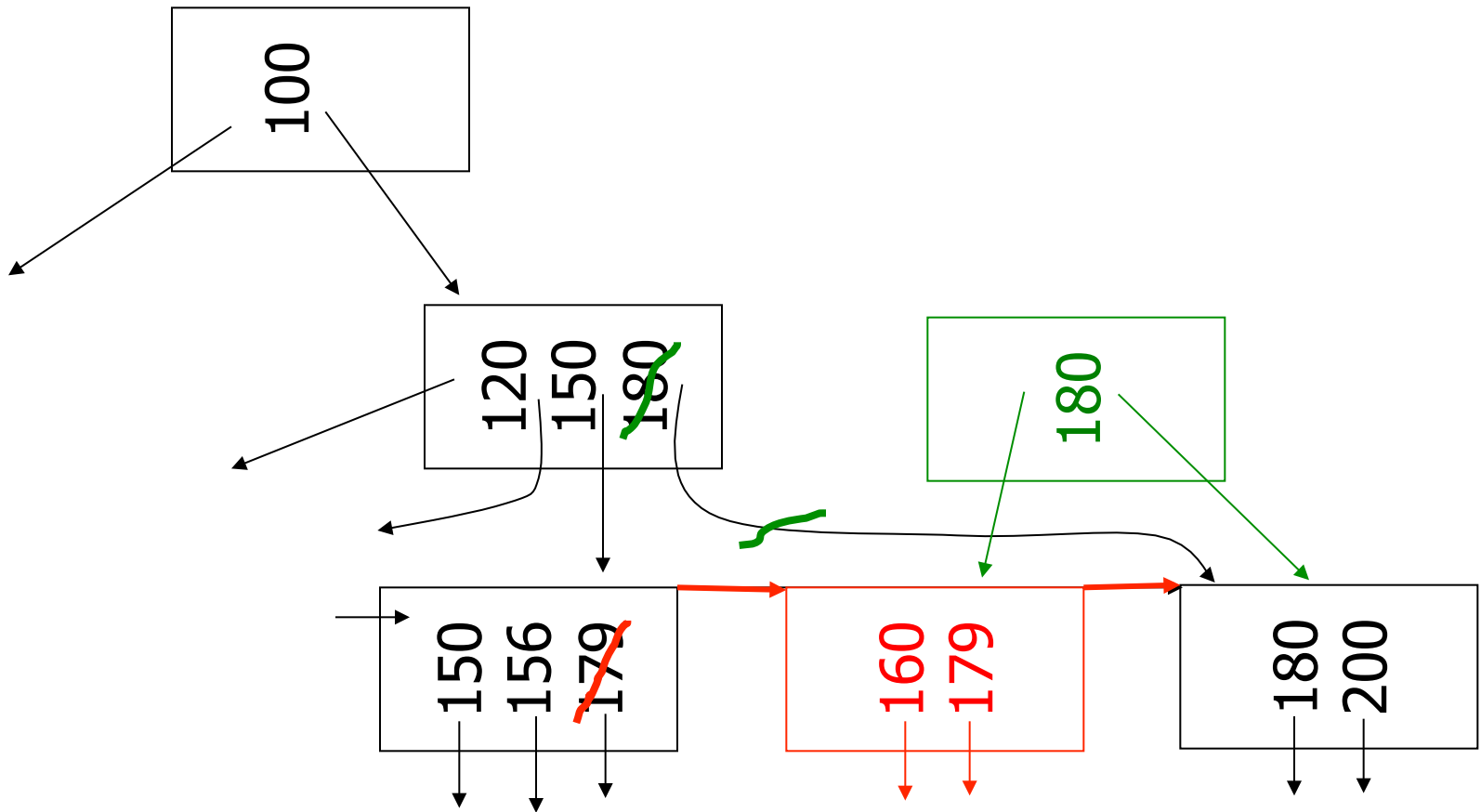
(c) Insert key = 160

n=3



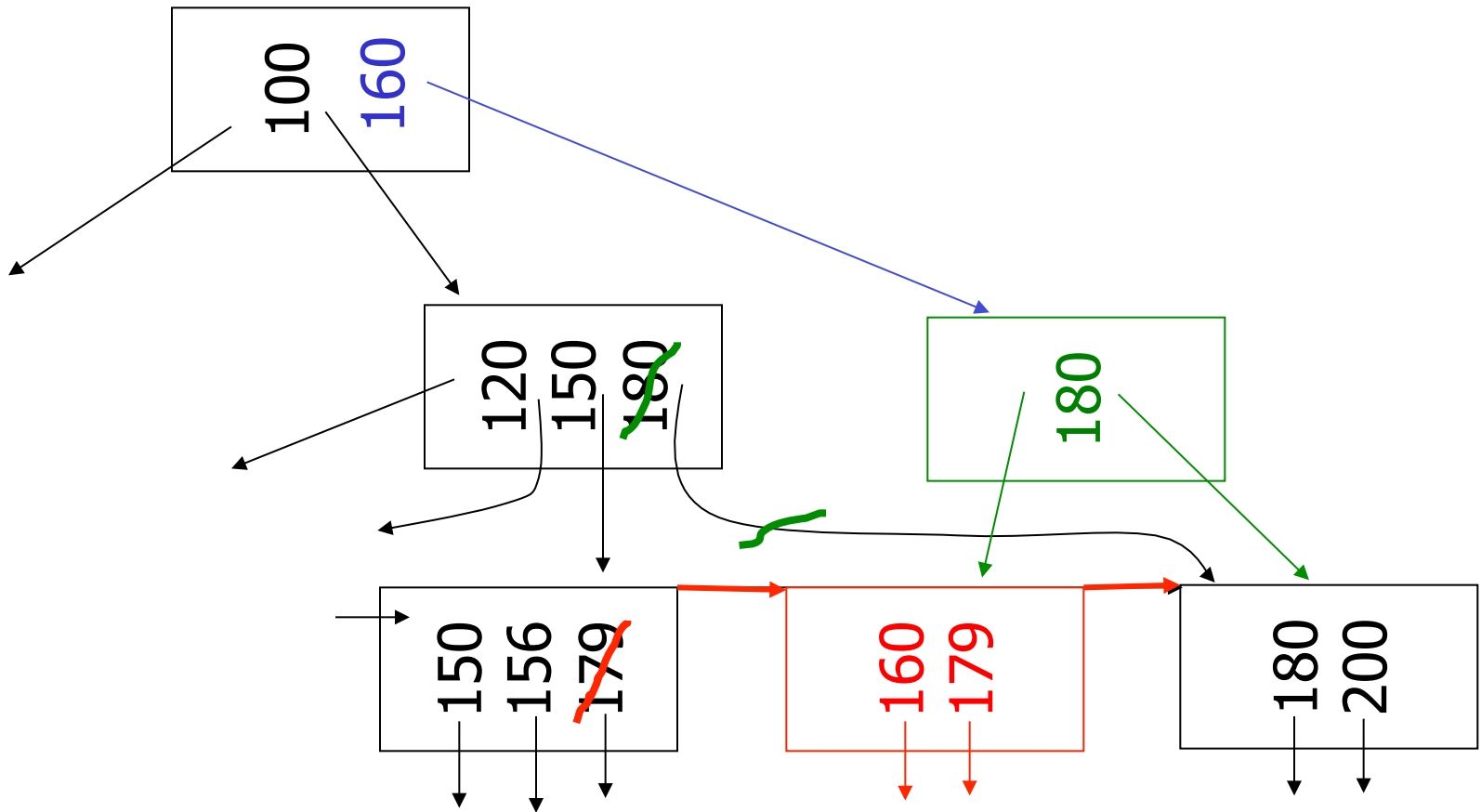
(c) Insert key = 160

n=3



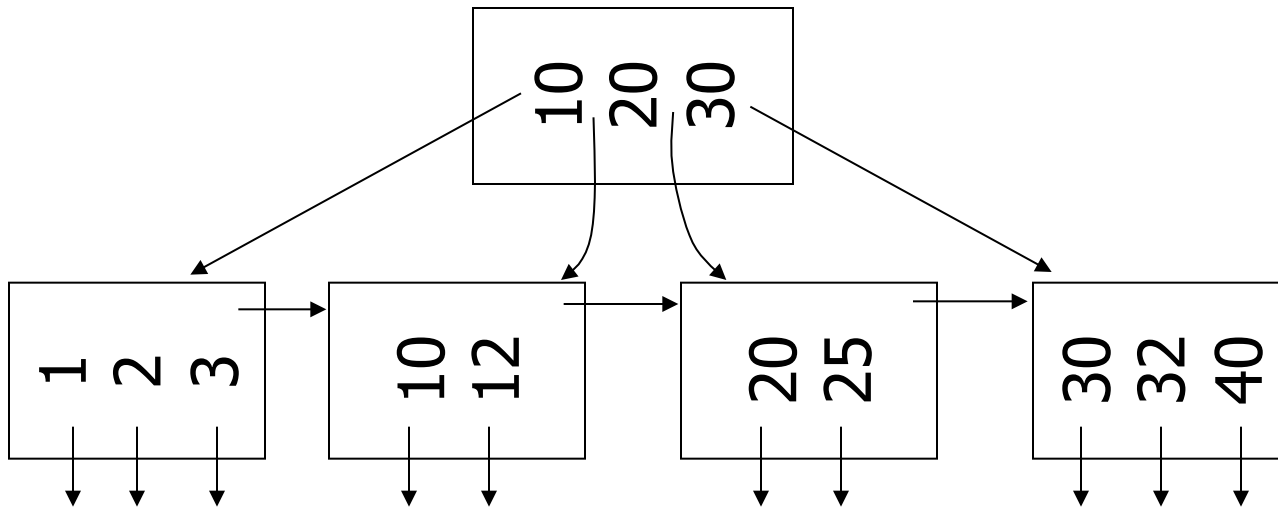
(c) Insert key = 160

n=3



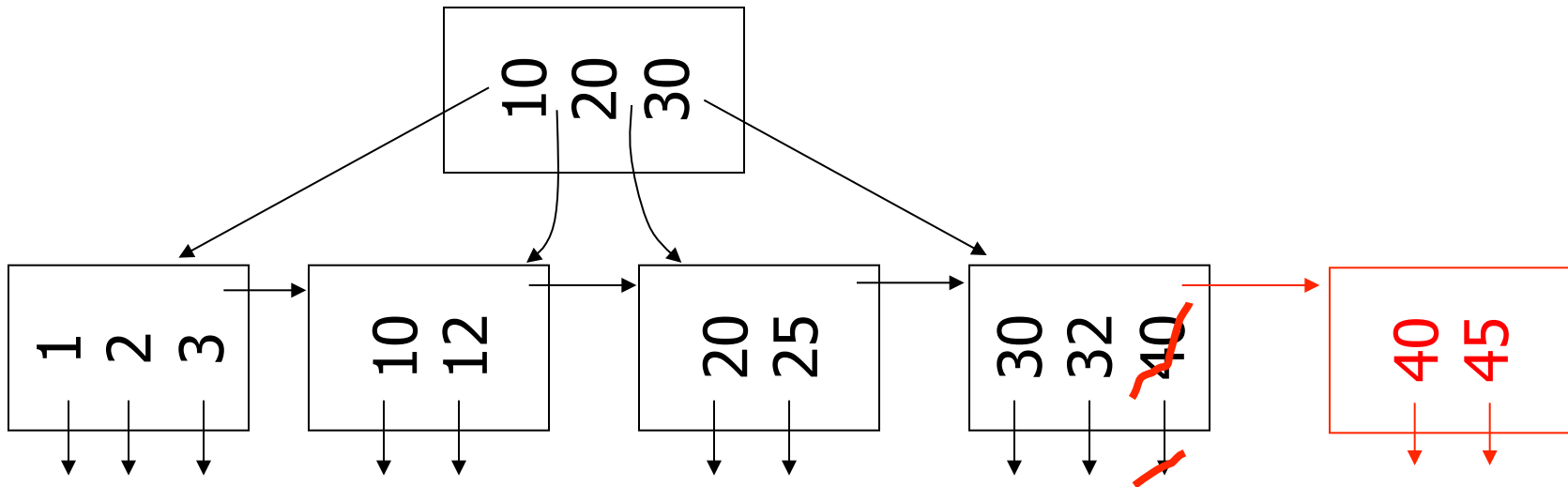
(d) New root, insert 45

n=3



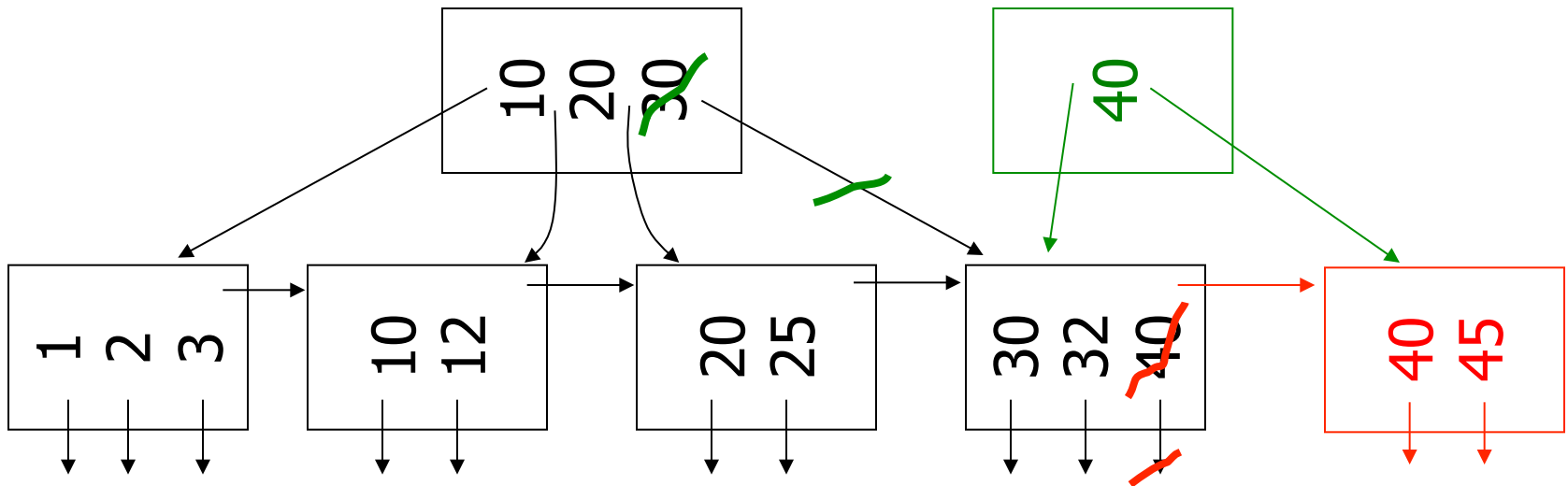
(d) New root, insert 45

n=3



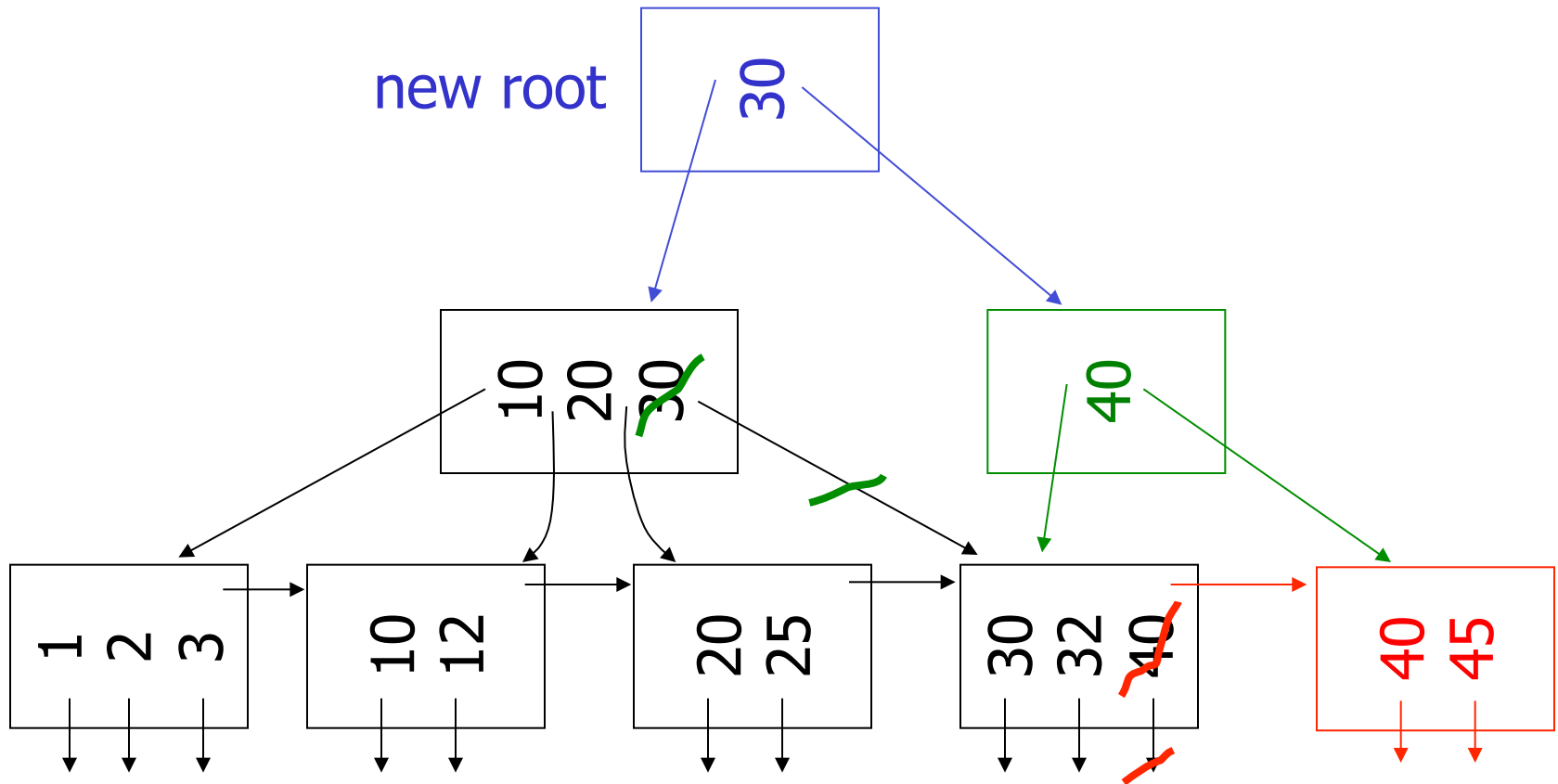
(d) New root, insert 45

n=3



# (d) New root, insert 45

n=3



# Insertion Algorithm

- Insert Record with key **k**
- Search leaf node for **k**
  - Leaf node has at least one space
    - Insert into leaf
  - Leaf is full
    - Split leaf into two nodes (new leaf)
    - Insert new leaf's smallest key into parent



# Insertion Algorithm cont.

- Non-leaf node is full
  - Split parent
  - Insert median key into parent
- Root is full
  - Split root
  - Create new root with two pointers and single key
- -> B-trees grow at the root

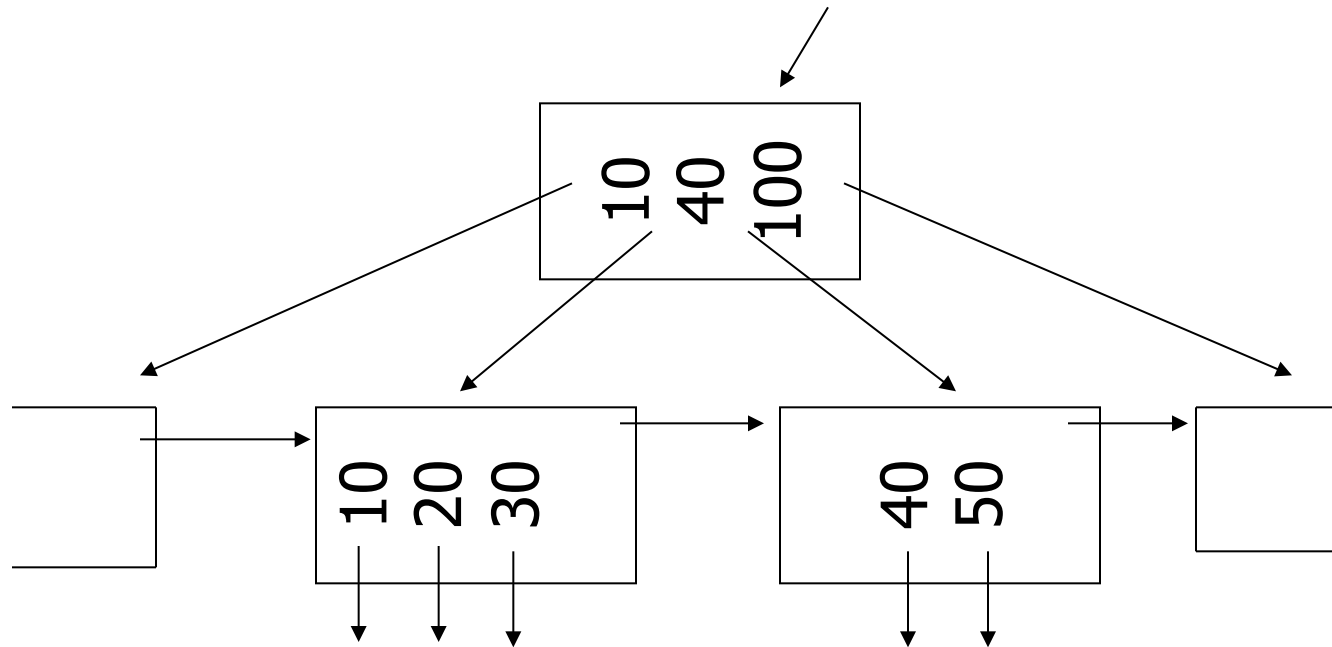
# Deletion from B+tree

- (a) Simple case - no example
- (b) Coalesce with neighbor (sibling)
- (c) Re-distribute keys
- (d) Cases (b) or (c) at non-leaf

## (b) Coalesce with sibling

– Delete 50

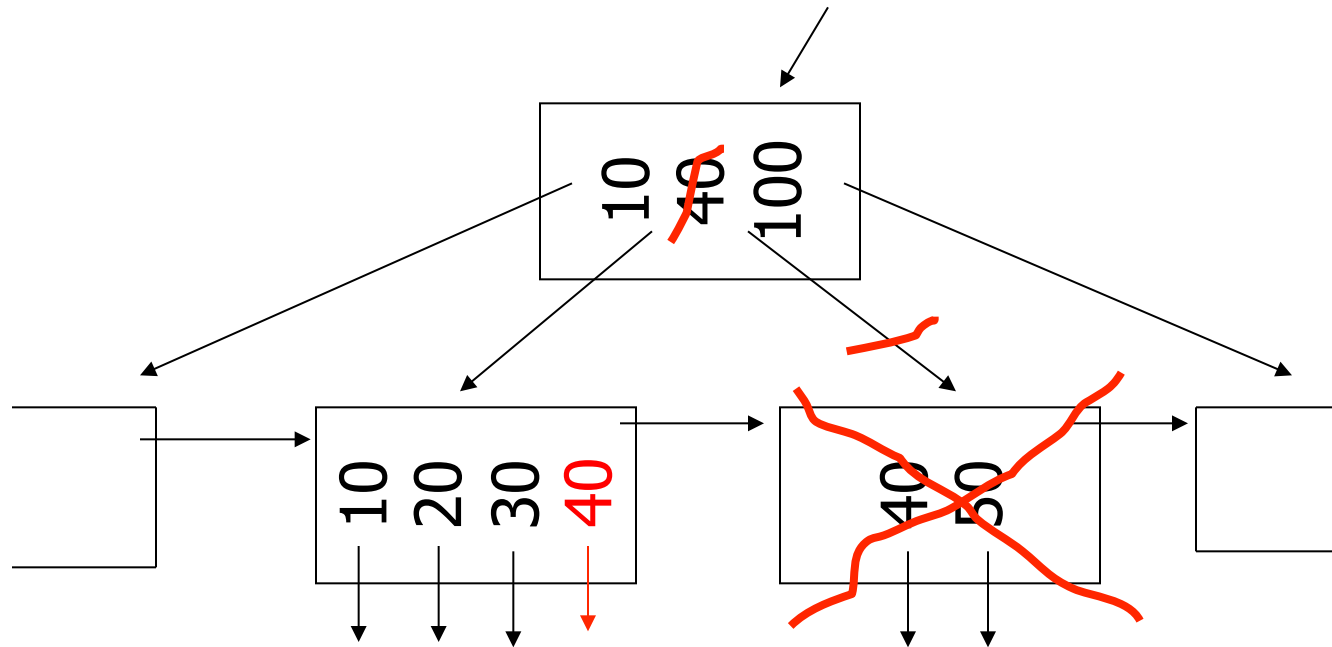
n=4



# (b) Coalesce with sibling

– Delete 50

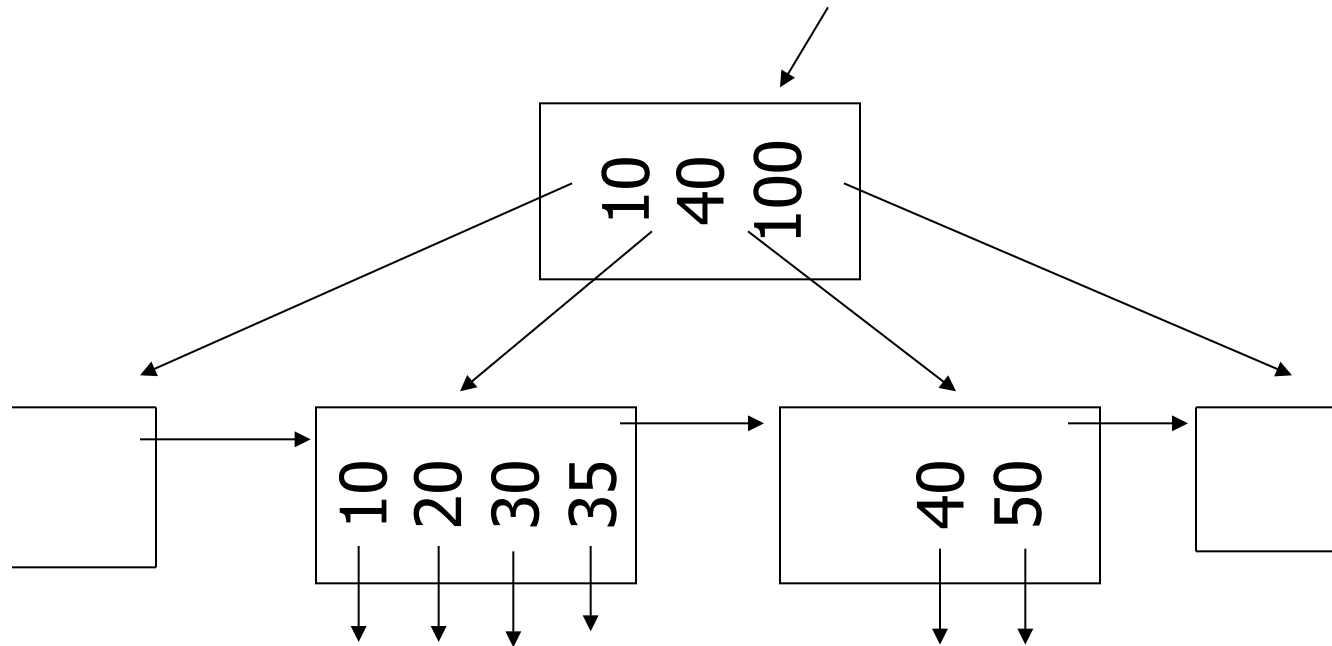
n=4



# (c) Redistribute keys

– Delete 50

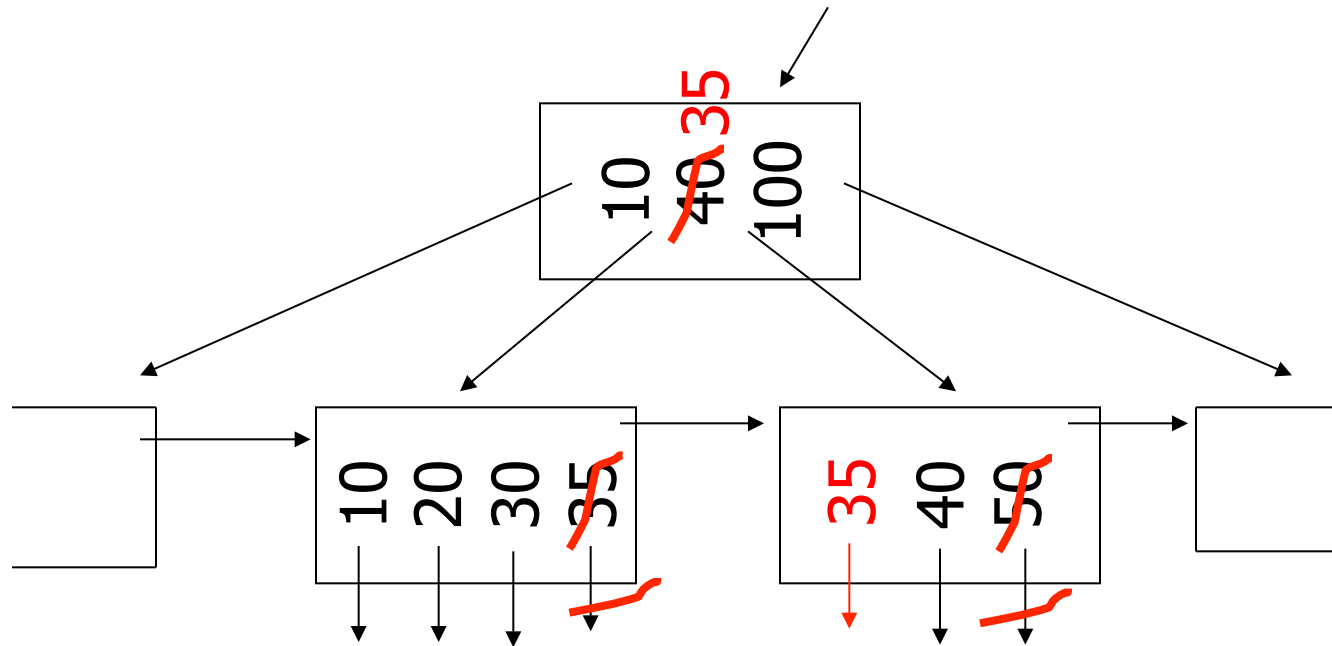
n=4



# (c) Redistribute keys

– Delete 50

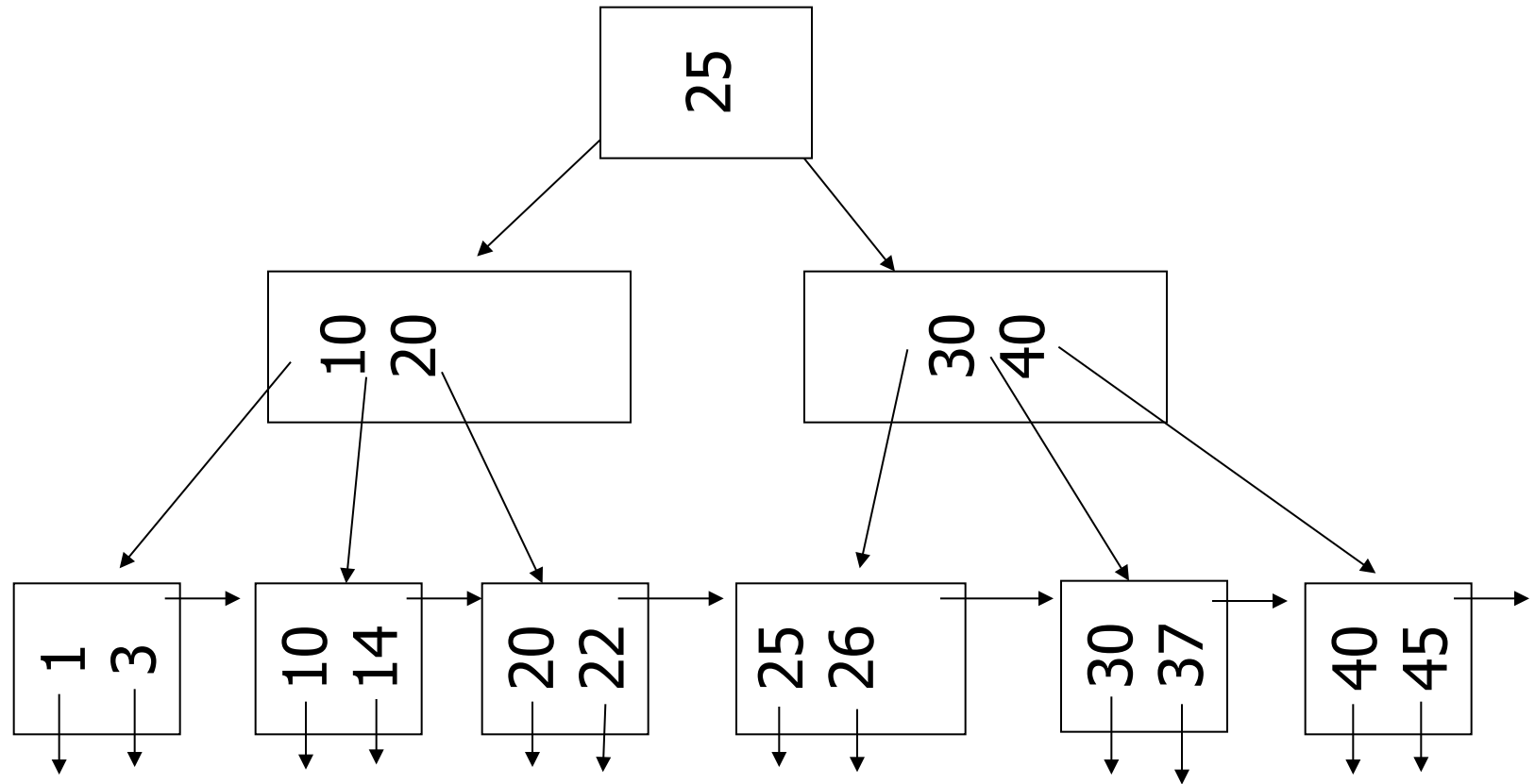
n=4



# (d) Non-leaf coalesce

– Delete 37

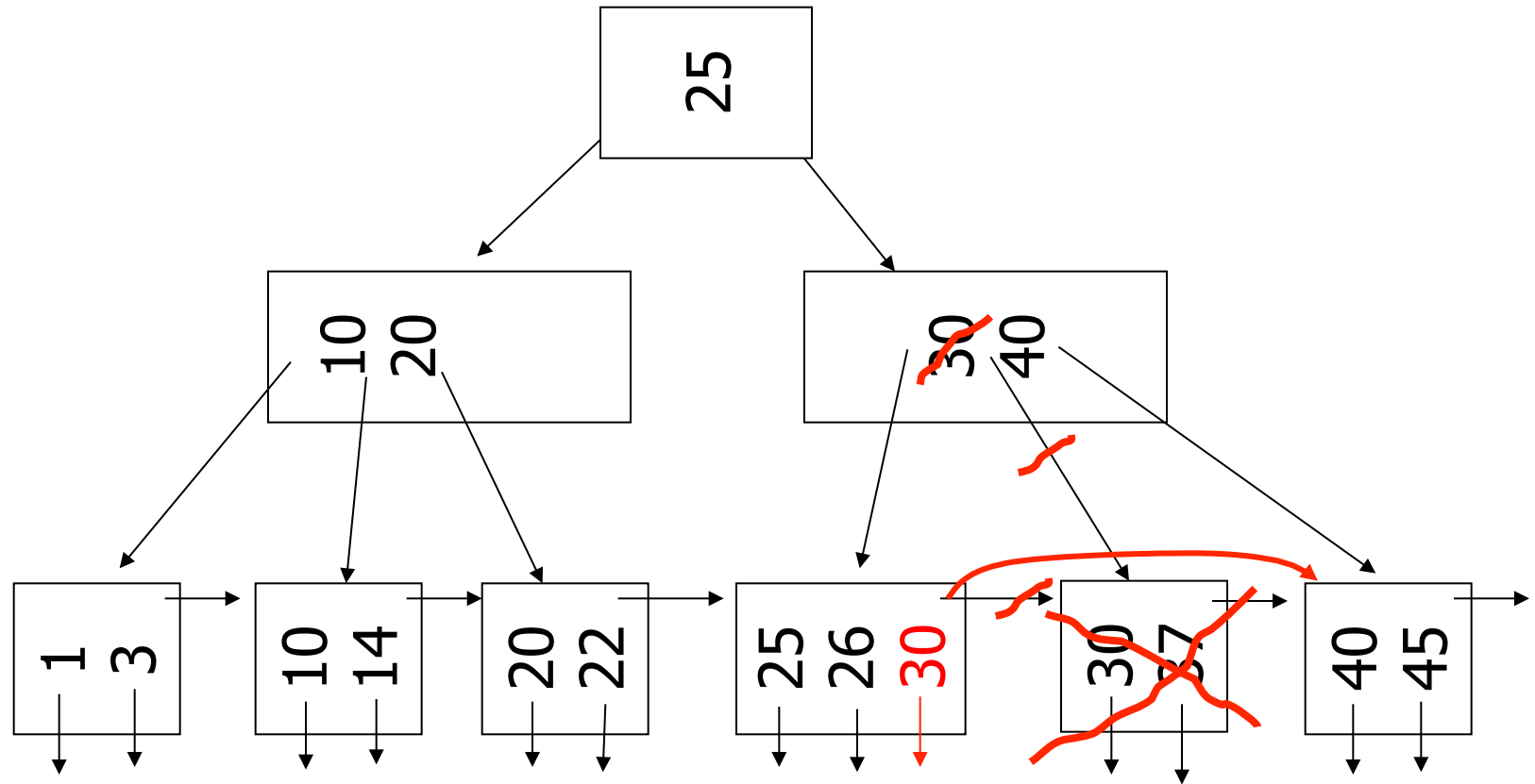
n=4



# (d) Non-leaf coalesce

– Delete 37

n=4

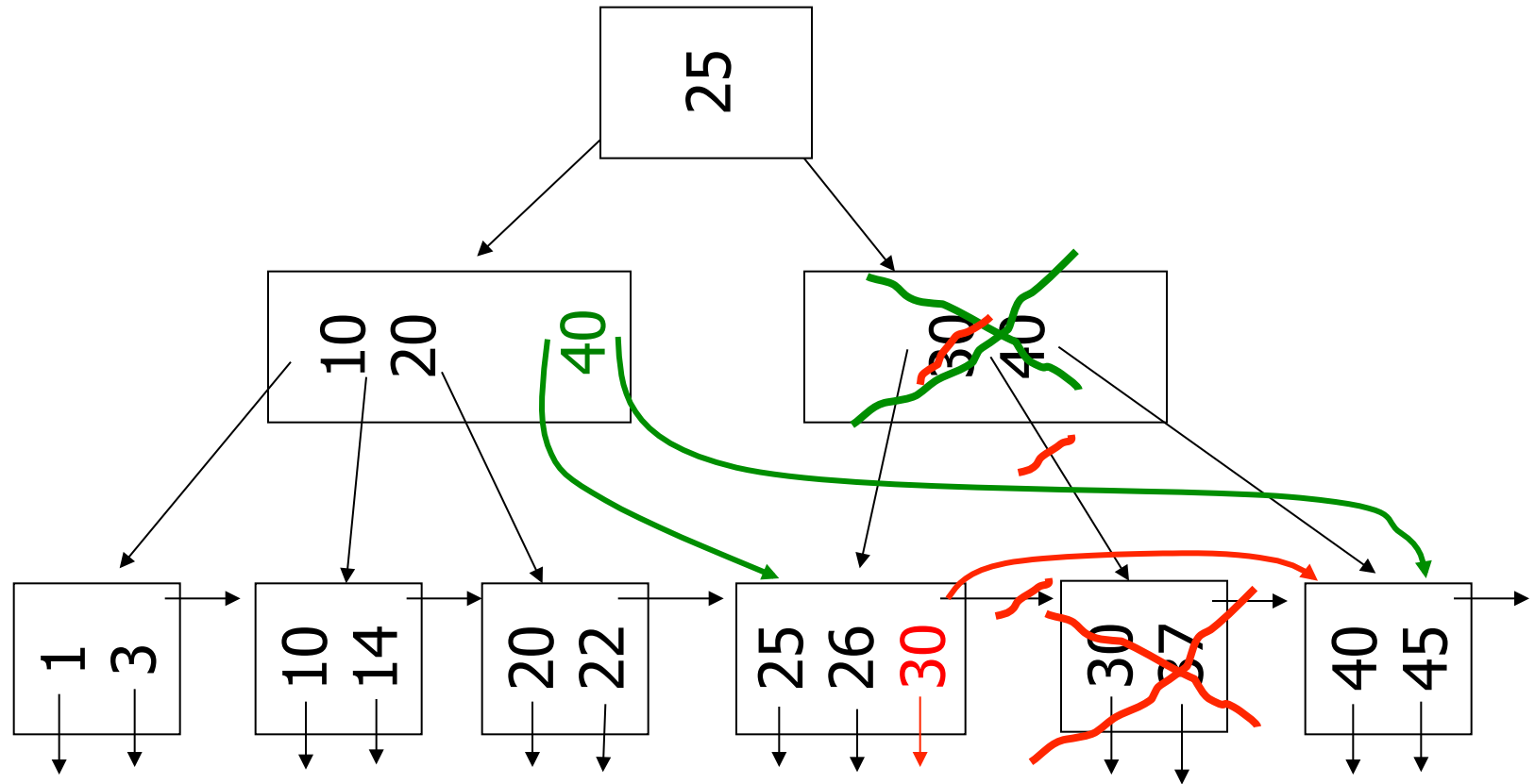




# (d) Non-leaf coalesce

– Delete 37

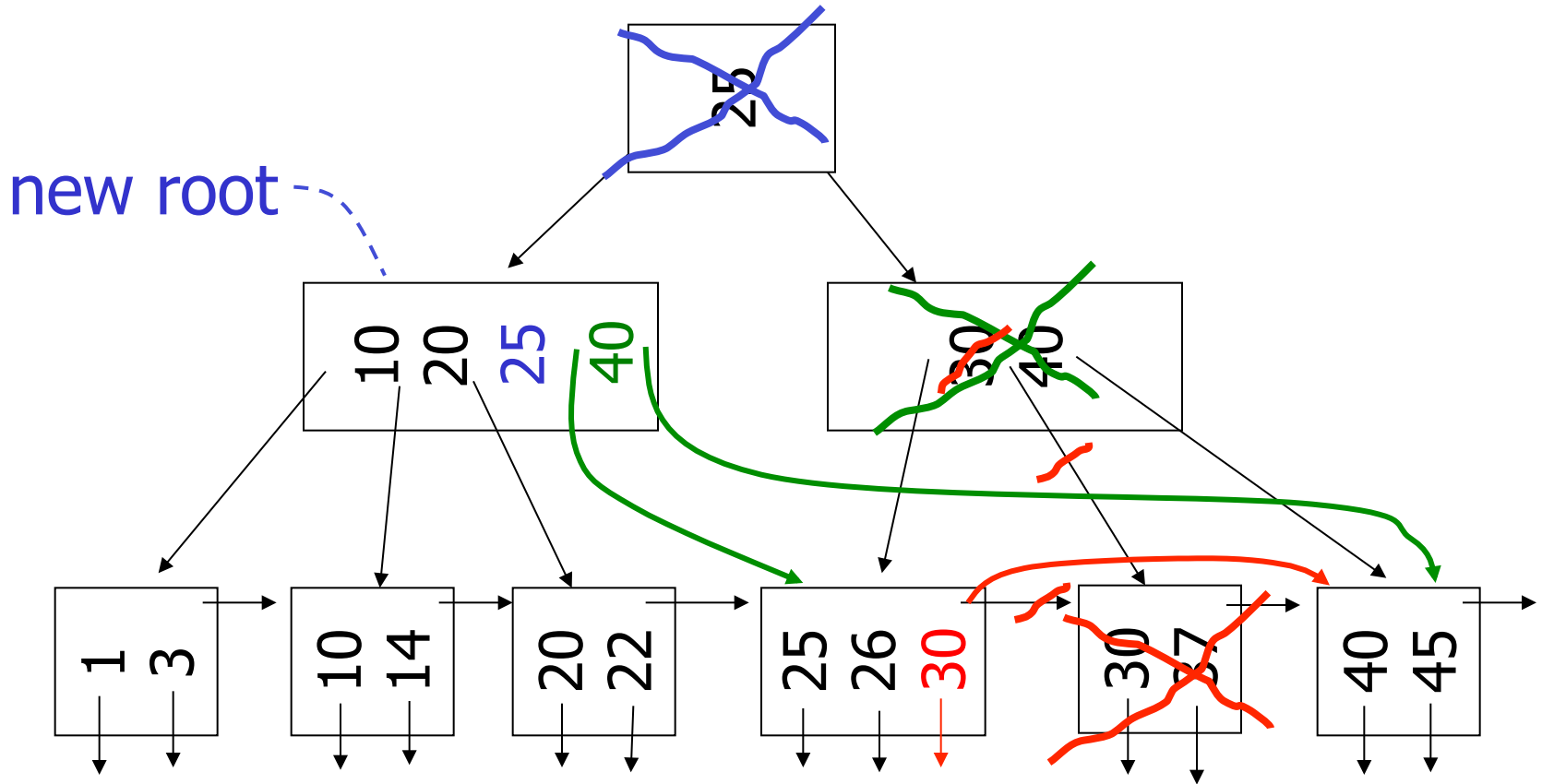
n=4



# (d) Non-leaf coalesce

– Delete 37

n=4



# Deletion Algorithm

- Delete record with key **k**
- Search leaf node for **k**
  - Leaf has more than min entries
    - Remove from leaf
  - Leaf has min entries
    - Try to borrow from sibling
  - One direct sibling has more min entries
    - Move entry from sibling and adapt key in parent

# Deletion Algorithm cont.

- Both direct siblings have min entries
  - Merge with one sibling
  - Remove node or sibling from parent
  - ->recursive deletion
- Root has two children that get merged
  - Merged node becomes new root

# B+tree deletions in practice

- Often, coalescing is not implemented
  - Too hard and not worth it!
  - Assumption: nodes will fill up in time again

# Comparison: B-trees vs. static indexed sequential file

Ref #1: Held & Stonebraker  
“B-Trees Re-examined”  
CACM, Feb. 1978

## Ref # 1 claims:

- Concurrency control harder in B-Trees
- B-tree consumes more space

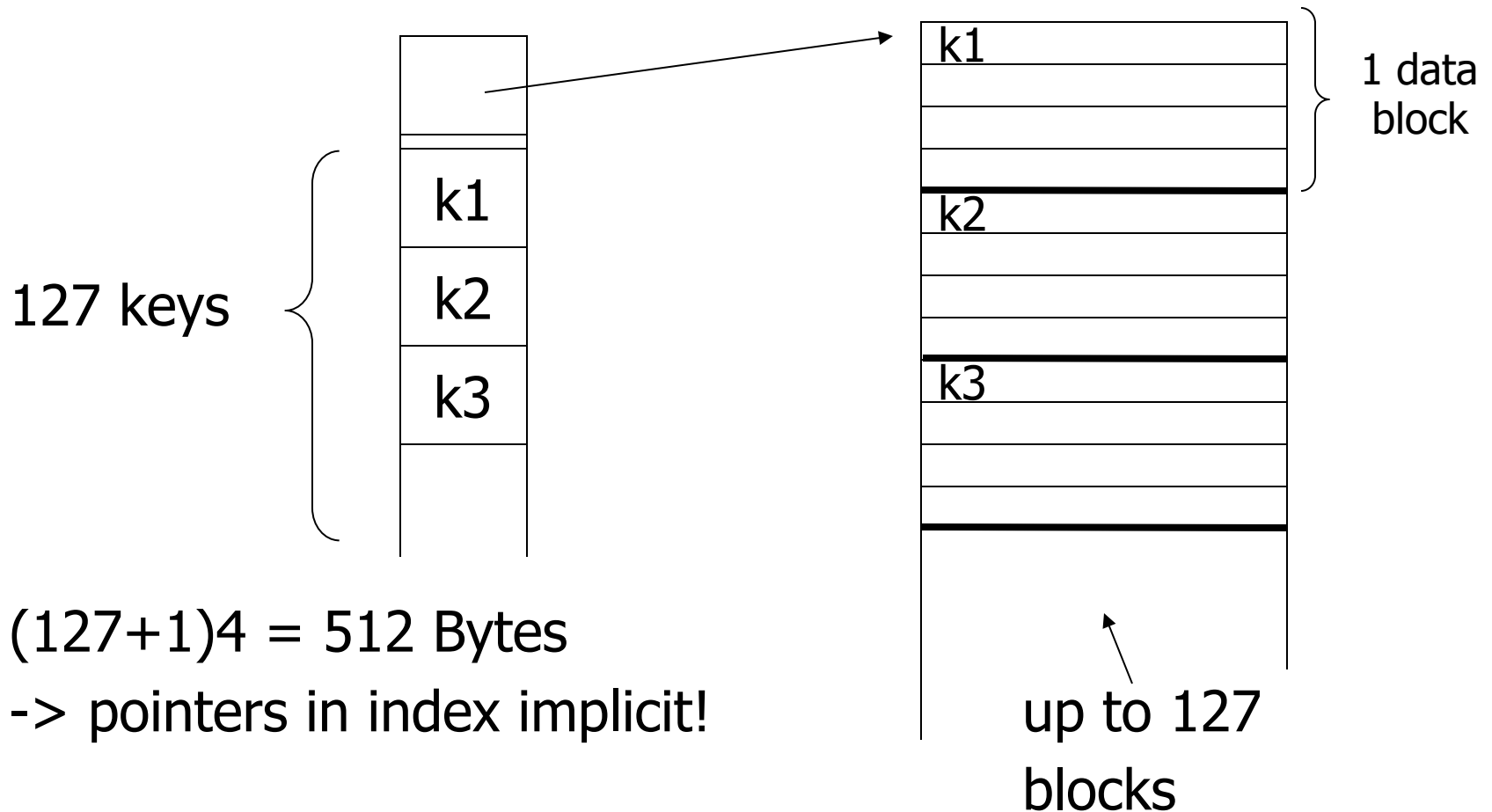
## For their comparison:

block = 512 bytes

key = pointer = 4 bytes

4 data records per block

# Example: 1 block static index

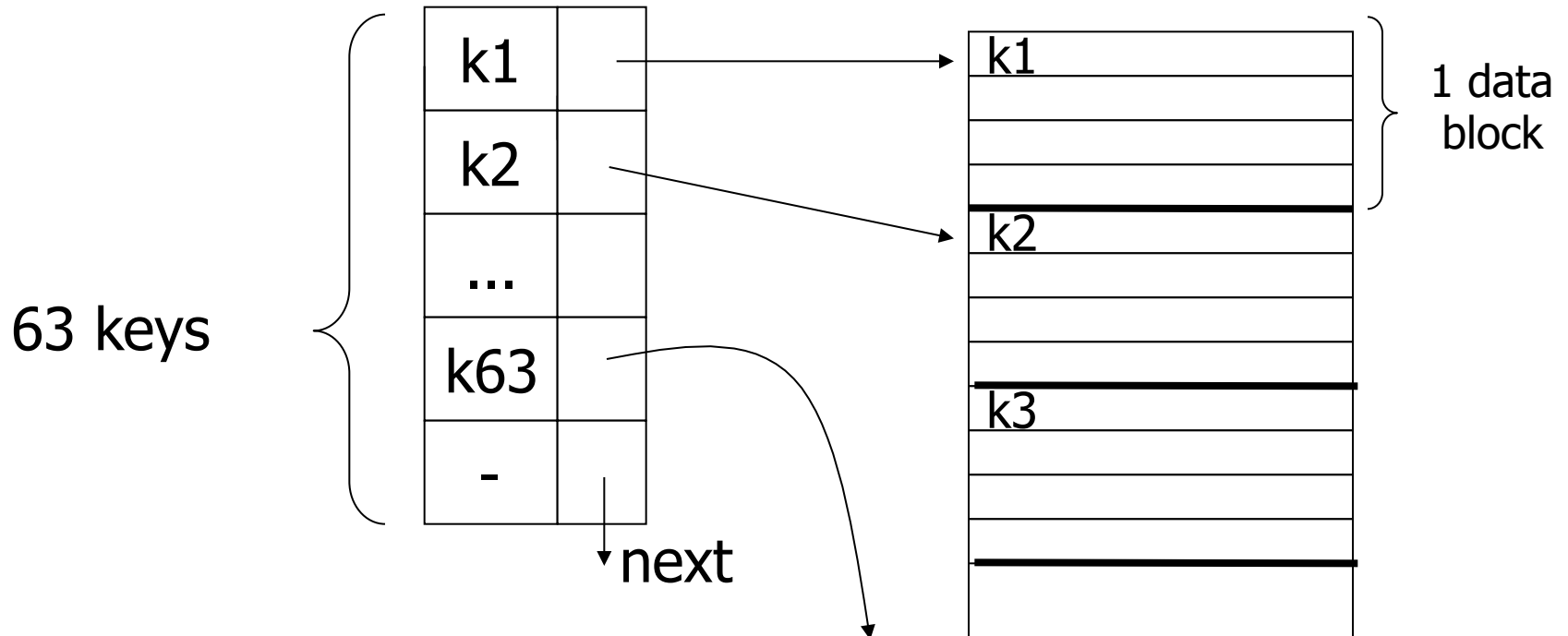


$$(127+1)4 = 512 \text{ Bytes}$$

-> pointers in index implicit!



# Example: 1 block B-tree



$$63 \times (4 + 4) + 8 = 512 \text{ Bytes}$$

-> pointers needed in B-tree blocks because index is not contiguous

# Size comparison

# Ref. #1

## Static Index

## B-tree

# data  
blocks                      height

# data  
blocks                      height

---

2 -> 127	2
128 -> 16,129	3
16,130 -> 2,048,383	4

---

2 -> 63	2
64 -> 3968	3
3969 -> 250,047	4
250,048 -> 15,752,961	5

# Ref. #1 analysis claims

- For an 8,000 block file,
    - { after 32,000 inserts
    - { after 16,000 lookups
- ⇒ Static index saves enough accesses to allow for reorganization

# Ref. #1 analysis claims

- For an 8,000 block file,
    - { after 32,000 inserts
    - { after 16,000 lookups
- ⇒ Static index saves enough accesses to allow for reorganization

Ref. #1 conclusion → Static index better!!

Ref #2: M. Stonebraker,  
“Retrospective on a database  
system,” TODS, June 1980

Ref. #2 conclusion → B-trees better!!

Ref. #2 conclusion

B-trees better!!

- DBA does not know when to reorganize
- DBA does not know how full to load pages of new index

Ref. #2 conclusion

B-trees better!!

- Buffering

- B-tree: has fixed buffer requirements
- Static index: must read several overflow blocks to be efficient (large & variable buffers size needed for this)

- Speaking of buffering...

Is LRU a good policy for B+tree buffers?



- Speaking of buffering...

Is LRU a good policy for B+tree buffers?

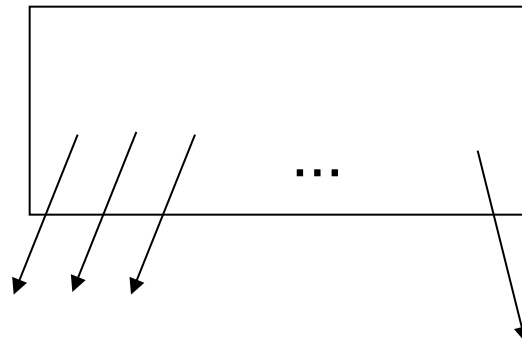
→ Of course not!

→ Should try to keep root in memory  
at all times

(and perhaps some nodes from second level)

# Interesting problem:

For B+tree, how large should  $n$  be?



$n$  is number of keys / node

# Sample assumptions:

(1) Time to read node from disk is  
 $(S + Tn)$  msec.

# Sample assumptions:

- (1) Time to read node from disk is  $(S + Tn)$  msec.
- (2) Once block in memory, use binary search to locate key:  
 $(a + b \text{LOG}_2 n)$  msec.

For some constants  $a, b$ ; Assume  $a \ll S$

# Sample assumptions:

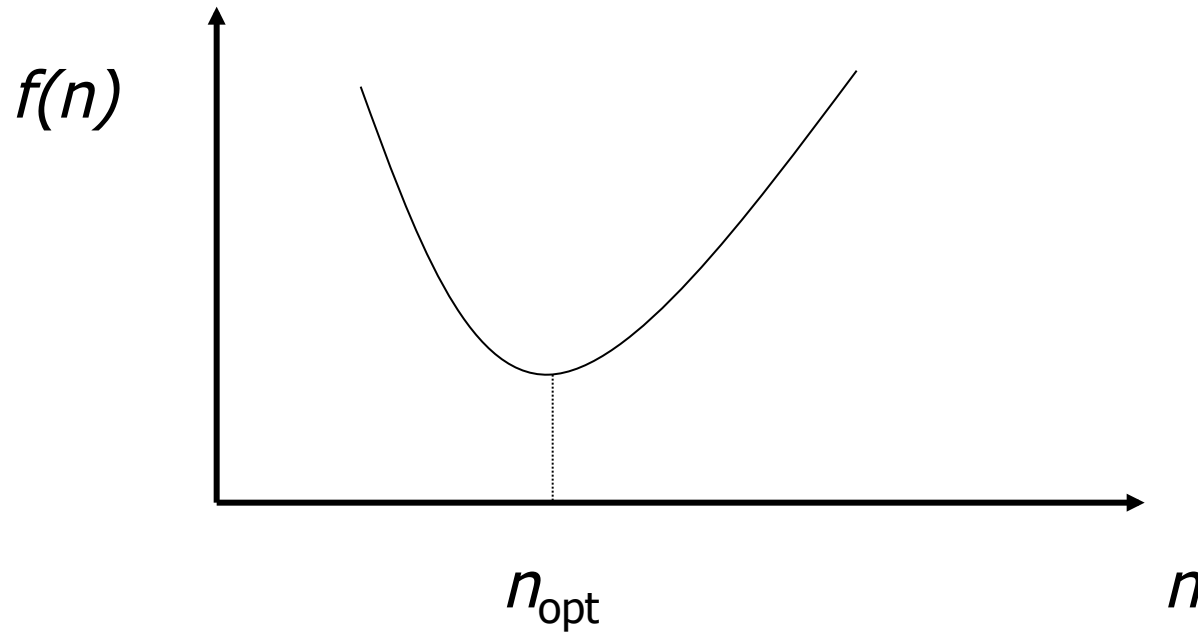
- (1) Time to read node from disk is  $(S + Tn)$  msec.
- (2) Once block in memory, use binary search to locate key:  
 $(a + b \text{LOG}_2 n)$  msec.

For some constants  $a, b$ ; Assume  $a \ll S$

- (3) Assume B+tree is full, i.e.,  
# nodes to examine is  $\text{LOG}_n N$   
where  $N = \#$  records

➔➔ Can get:

$f(n)$  = time to find a record



➔ FIND  $n_{\text{opt}}$  by  $f'(n) = 0$

Answer is  $n_{\text{opt}} = \text{“few hundred”}$

➔ FIND  $n_{\text{opt}}$  by  $f'(n) = 0$

Answer is  $n_{\text{opt}} = \text{“few hundred”}$

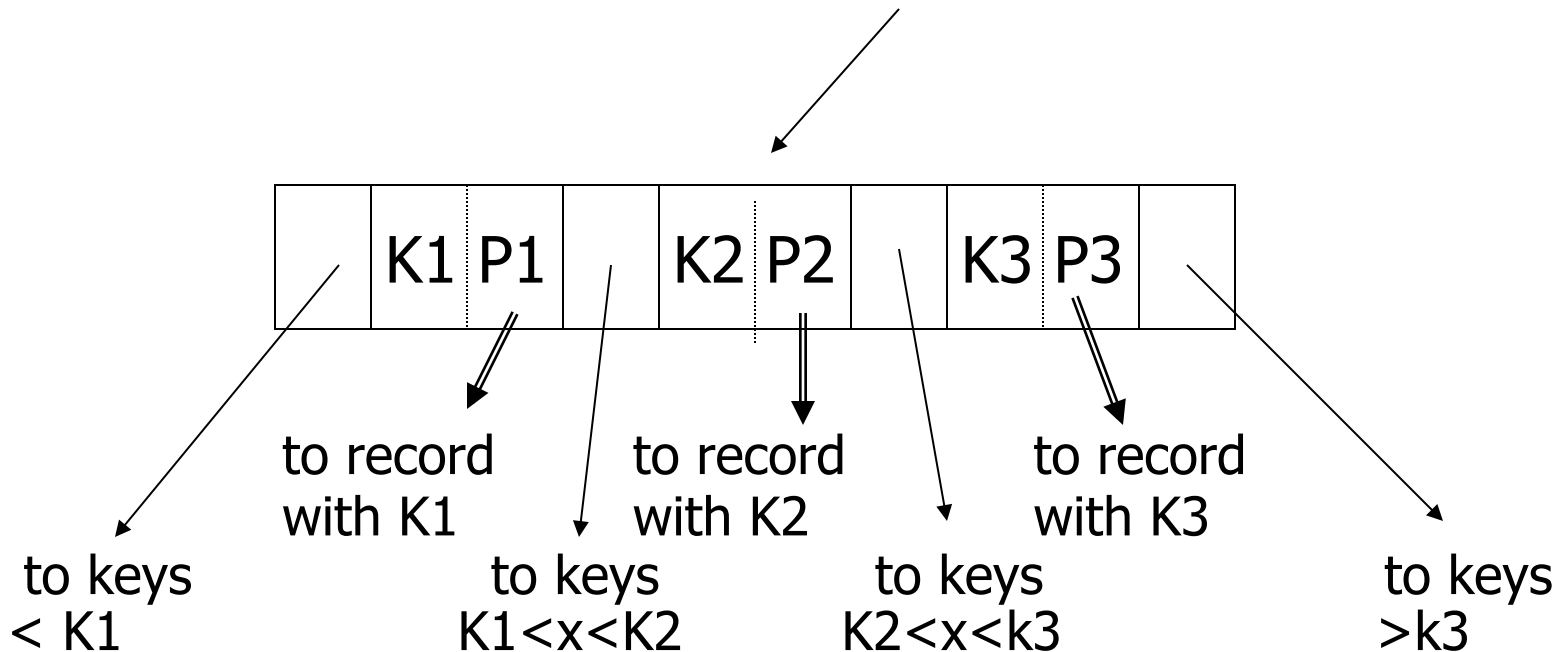
➔ What happens to  $n_{\text{opt}}$  as

- Disk gets faster?
- CPU get faster?
- Memory hierarchy?



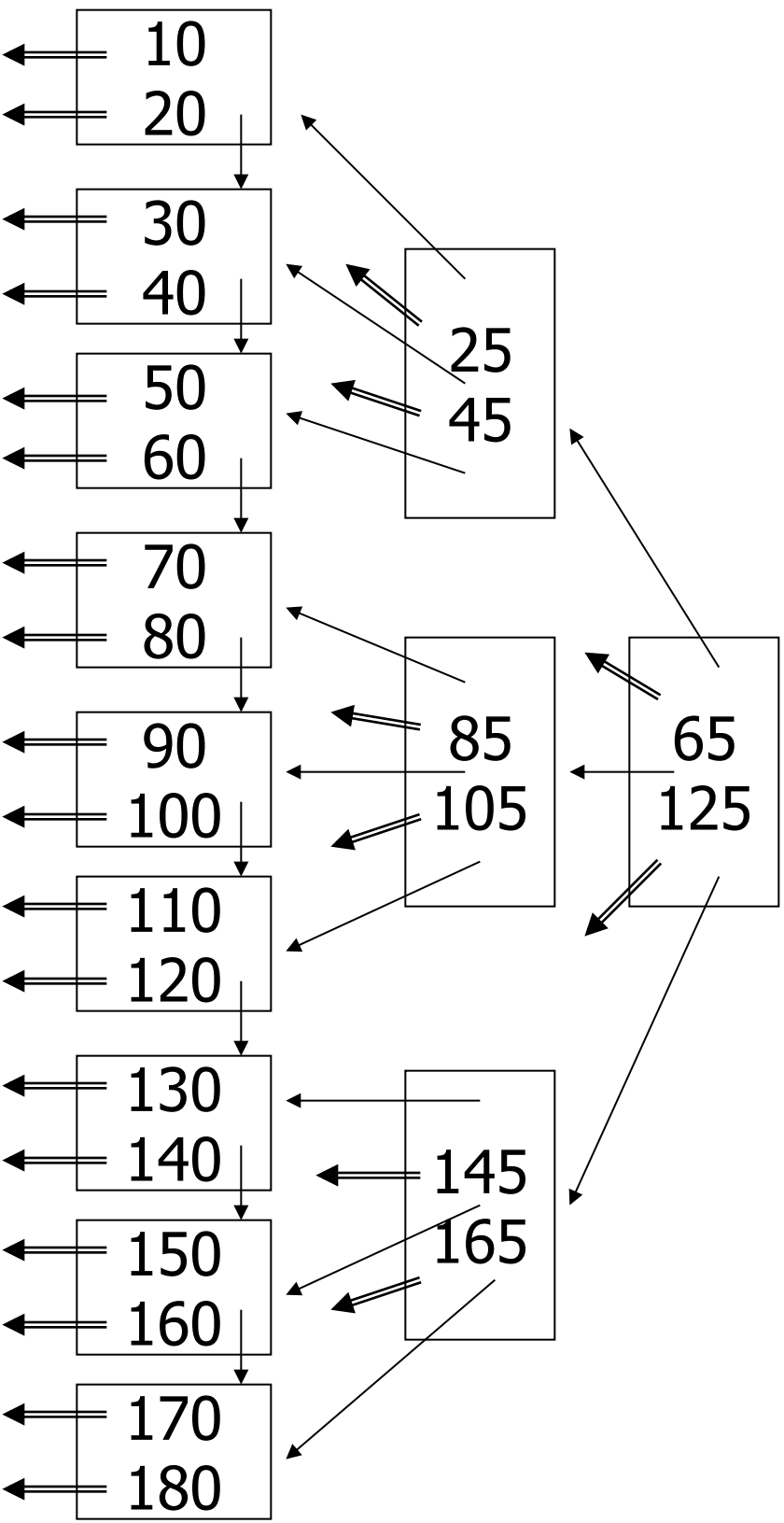
# Variation on B+tree: B-tree (no +)

- Idea:
  - Avoid duplicate keys
  - Have record pointers in non-leaf nodes



# B-tree example

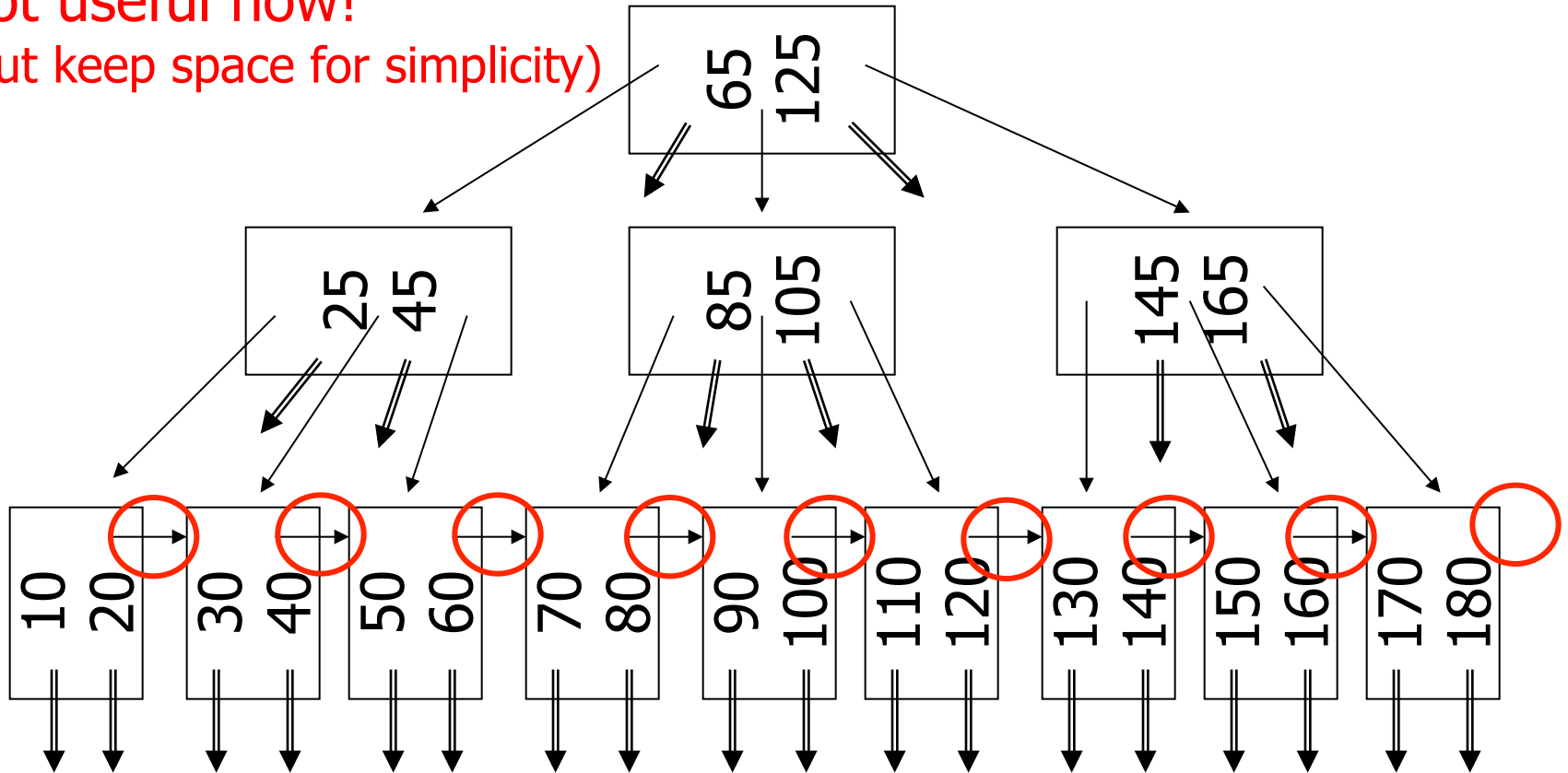
$n=2$



# B-tree example

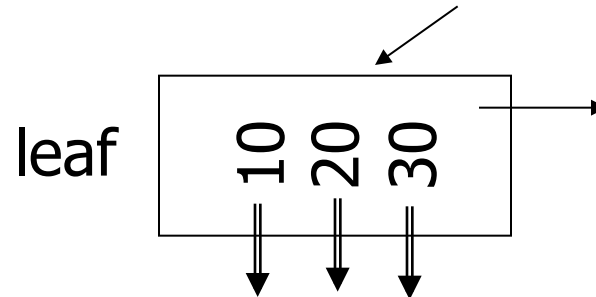
n=2

- sequence pointers not useful now!  
(but keep space for simplicity)



# Note on inserts

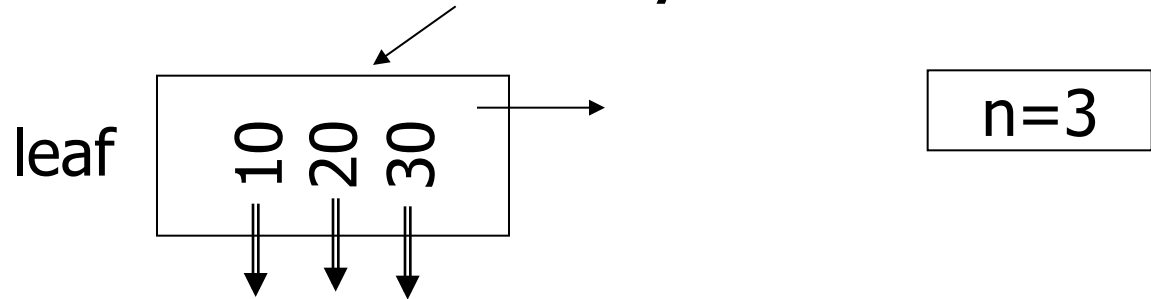
- Say we insert record with key = 25



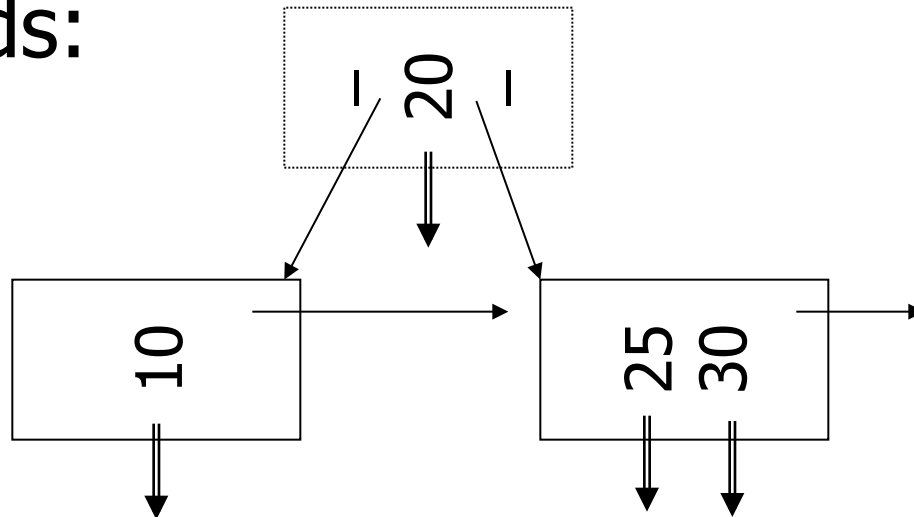
n=3

# Note on inserts

- Say we insert record with key = 25



- Afterwards:



# So, for B-trees:

	MAX			MIN		
	Tree Ptrs	Rec Ptrs	Keys	Tree Ptrs	Rec Ptrs	Keys
Non-leaf non-root	$n+1$	$n$	$n$	$\lceil (n+1)/2 \rceil$	$\lceil (n+1)/2 \rceil - 1$	$\lceil (n+1)/2 \rceil - 1$
Leaf non-root	1	$n$	$n$	1	$\lfloor n/2 \rfloor$	$\lfloor n/2 \rfloor$
Root non-leaf	$n+1$	$n$	$n$	2	1	1
Root Leaf	1	$n$	$n$	1	1	1

# Tradeoffs:

- ☺ B-trees have faster lookup than B+trees
- ☹ in B-tree, non-leaf & leaf different sizes
- ☹ in B-tree, deletion more complicated



# Tradeoffs:

- ☺ B-trees have faster lookup than B+trees
- ☹ in B-tree, non-leaf & leaf different sizes
- ☹ in B-tree, deletion more complicated

➔ B+trees preferred!

## But note:

- If blocks are fixed size  
(due to disk and buffering restrictions)

Then lookup for B+tree is  
actually better!!

## Example:

- Pointers      4 bytes
- Keys            4 bytes
- Blocks          100 bytes (just example)
- Look at full 2 level tree

## B-tree:

Root has 8 keys + 8 record pointers  
+ 9 son pointers  
=  $8 \times 4 + 8 \times 4 + 9 \times 4 = 100$  bytes

## B-tree:

Root has 8 keys + 8 record pointers  
+ 9 son pointers  
=  $8 \times 4 + 8 \times 4 + 9 \times 4 = 100$  bytes

Each of 9 sons: 12 rec. pointers (+12 keys)  
=  $12 \times (4+4) + 4 = 100$  bytes

## B-tree:

Root has 8 keys + 8 record pointers  
+ 9 son pointers  
=  $8 \times 4 + 8 \times 4 + 9 \times 4 = 100$  bytes

Each of 9 sons: 12 rec. pointers (+12 keys)  
=  $12 \times (4+4) + 4 = 100$  bytes

2-level B-tree, Max # records =  
 $12 \times 9 + 8 = 116$

## B+tree:

Root has 12 keys + 13 son pointers  
=  $12 \times 4 + 13 \times 4 = 100$  bytes

## B+tree:

Root has 12 keys + 13 son pointers  
=  $12 \times 4 + 13 \times 4 = 100$  bytes

Each of 13 sons: 12 rec. ptrs (+12 keys)  
=  $12 \times (4 + 4) + 4 = 100$  bytes



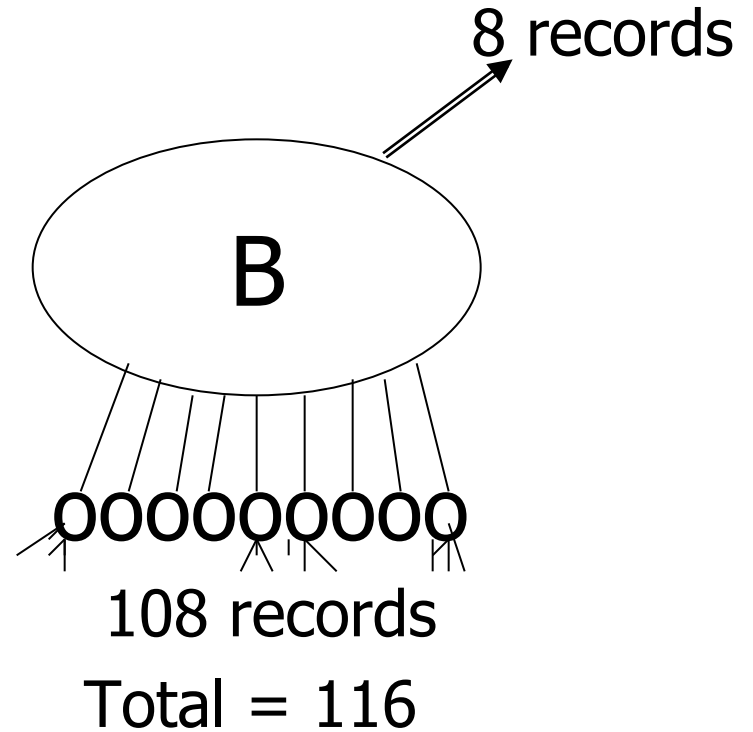
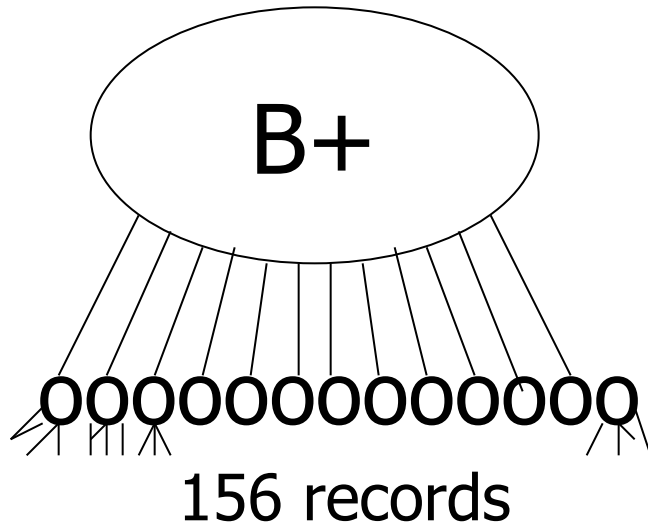
## B+tree:

Root has 12 keys + 13 son pointers  
=  $12 \times 4 + 13 \times 4 = 100$  bytes

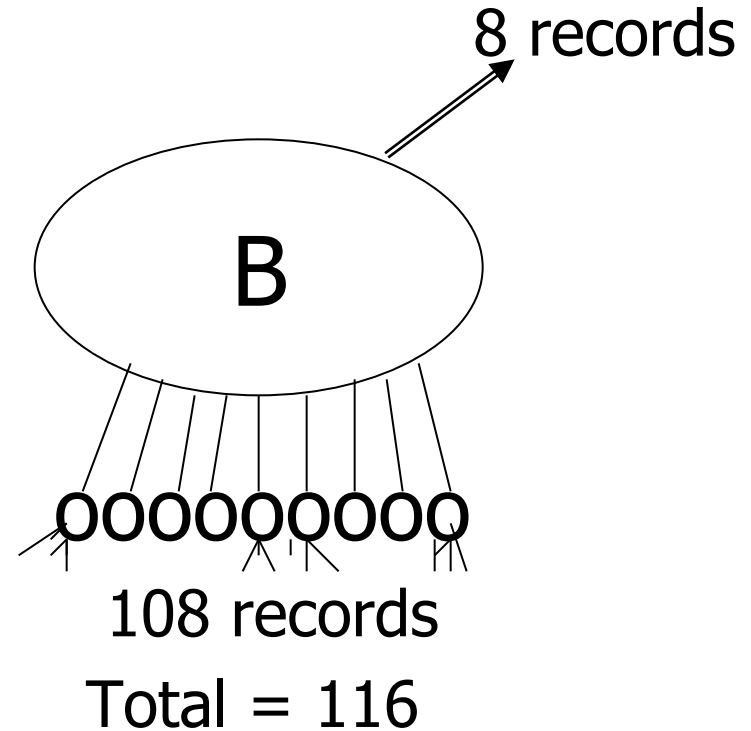
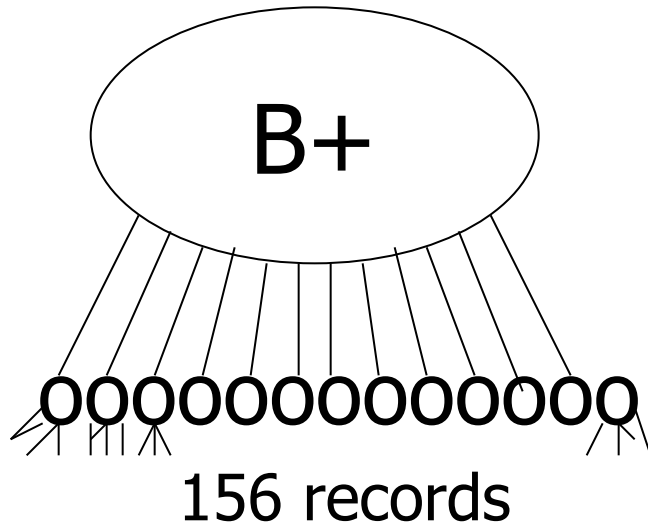
Each of 13 sons: 12 rec. ptrs (+12 keys)  
=  $12 \times (4 + 4) + 4 = 100$  bytes

2-level B+tree, Max # records  
=  $13 \times 12 = 156$

So...



So...



- Conclusion:

- For fixed block size,
- B+ tree is better because it is bushier

# Additional B-tree Variants

- B\*-tree
  - Internal nodes have to be  $2/3$  full

# An Interesting Problem...

- What is a good index structure when:
  - records tend to be inserted with keys that are larger than existing values?  
(e.g., banking records with growing data/time)
  - we want to remove older data

# One Solution: Multiple Indexes

- Example: I1, I2

day	days indexed I1	days indexed I2
10	1,2,3,4,5	6,7,8,9,10
11	11,2,3,4,5	6,7,8,9,10
12	11,12,3,4,5	6,7,8,9,10
13	11,12,13,4,5	6,7,8,9,10

- advantage: deletions/insertions from smaller index
- disadvantage: query multiple indexes

# Another Solution (Wave Indexes)

day	I1	I2	I3	I4
10	1,2,3	4,5,6	7,8,9	10
11	1,2,3	4,5,6	7,8,9	10,11
12	1,2,3	4,5,6	7,8,9	10,11, 12
13	13	4,5,6	7,8,9	10,11, 12
14	13,14	4,5,6	7,8,9	10,11, 12
15	13,14,15	4,5,6	7,8,9	10,11, 12
16	13,14,15	16	7,8,9	10,11, 12

- advantage: no deletions
- disadvantage: approximate windows

# Concurrent Access To B-trees

- Multiple processes/threads accessing the B-tree
  - Can lead to corruption
- Serialize access to complete tree for updates
  - Simple
  - Unnecessary restrictive
  - Not feasible for high concurrency



# Lock Nodes

- One solution
  - **Read** and **exclusive** locks
  - Safe and unsafe updates of nodes
    - **Safe:** No ancestor of node will be effected by update
    - **Unsafe:** Ancestor may be affected
    - Can be determined locally
      - E.g., deletion is safe is node has more than  $n/2$

	Read	Write
Read	X	-
Write	-	-

# Lock Nodes

- Reading
  - Use standard search algorithm
  - Hold lock on current node
  - Release when navigating to child
- Writing
  - Lock each node on search for key
  - Release all locks on parents of node if the node is safe

# Improvements?

- Try locking only the leaf for update
  - Let update use read locks and only lock leaf node with write lock
  - If leaf node is unsafe then use previous protocol
- Many more locking approaches have been proposed

# Outline/summary

- Conventional Indexes
  - Sparse vs. dense
  - Primary vs. secondary
- B trees
  - B+trees vs. B-trees
  - B+trees vs. indexed sequential
- Hashing schemes --> Next
- Advanced Index Techniques

# CS 525: Advanced Database Organization

## 05: Hashing and More

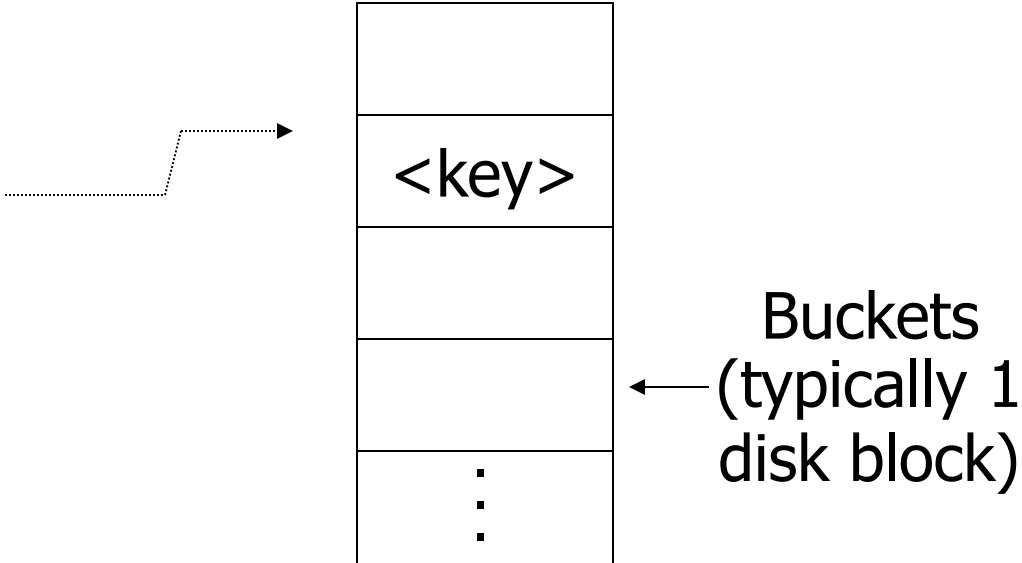
Boris Glavic



Slides: adapted from a [course](#) taught by [Hector Garcia-Molina](#), Stanford InfoLab


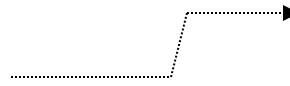
# Hashing

key  $\rightarrow$  h(key)



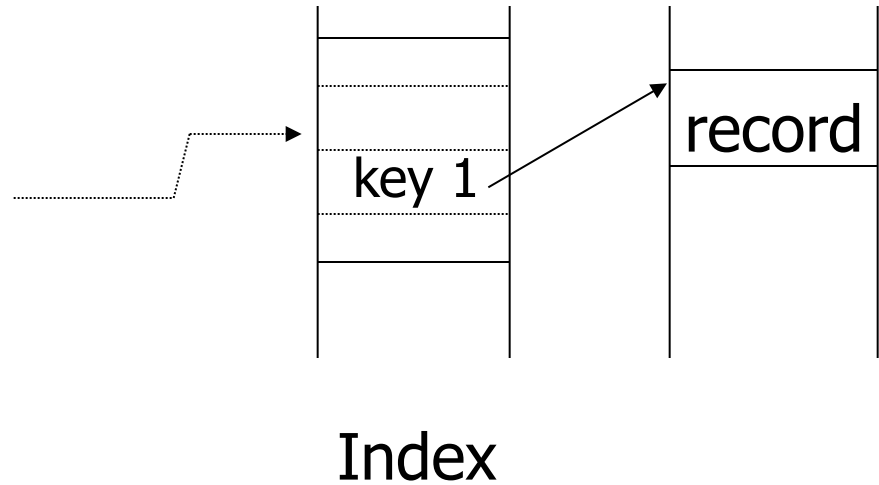
# Two alternatives

(1)  $\text{key} \rightarrow \text{h}(\text{key})$



# Two alternatives

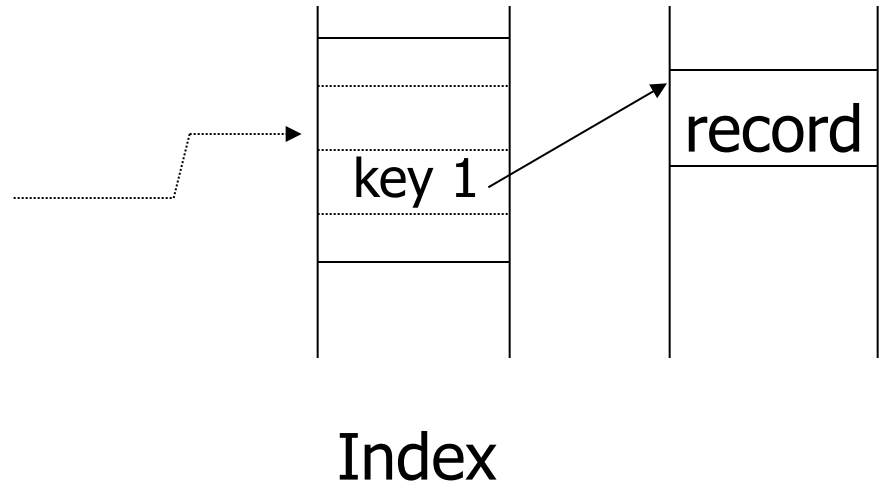
(2)  $\text{key} \rightarrow \text{h}(\text{key})$





# Two alternatives

(2)  $\text{key} \rightarrow h(\text{key})$



- Alt (2) for “secondary” search key

# Example hash function

- Key = 'x<sub>1</sub> x<sub>2</sub> ... x<sub>n</sub>' *n* byte character string
- Have *b* buckets
- *h*: add x<sub>1</sub> + x<sub>2</sub> + ..... x<sub>n</sub>
  - compute sum modulo *b*

- ➡ This may not be best function ...
- ➡ Read Knuth Vol. 3 if you really need to select a good function.

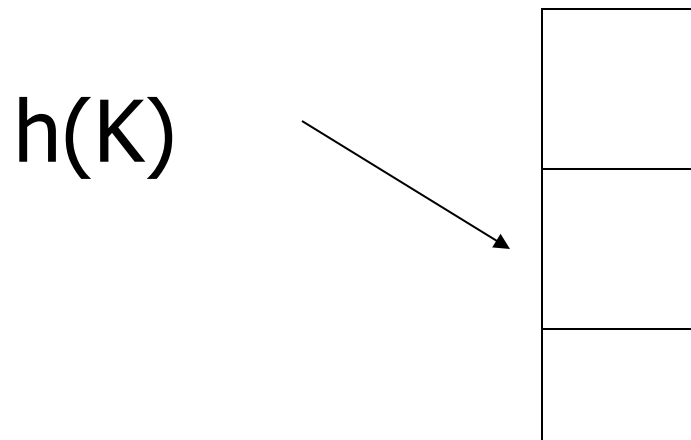
- ➡ This may not be best function ...
- ➡ Read Knuth Vol. 3 if you really need to select a good function.

Good hash function:      ➡ Expected number of keys/bucket is the same for all buckets

## Within a bucket:

- Do we keep keys sorted?
- Yes, if CPU time critical  
& Inserts/Deletes not too frequent

Next: example to illustrate  
inserts,  
overflows, deletes



# EXAMPLE 2 records/bucket

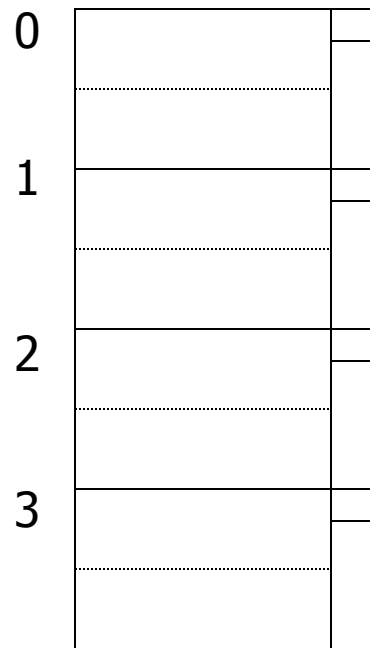
INSERT:

$$h(a) = 1$$

$$h(b) = 2$$

$$h(c) = 1$$

$$h(d) = 0$$



# EXAMPLE 2 records/bucket

INSERT:

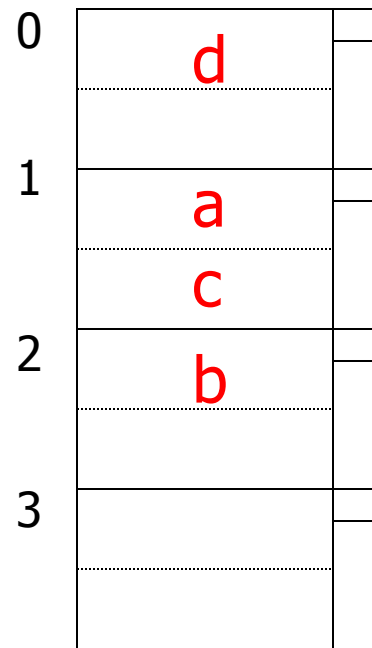
$$h(a) = 1$$

$$h(b) = 2$$

$$h(c) = 1$$

$$h(d) = 0$$

$$h(e) = 1$$





# EXAMPLE 2 records/bucket

INSERT:

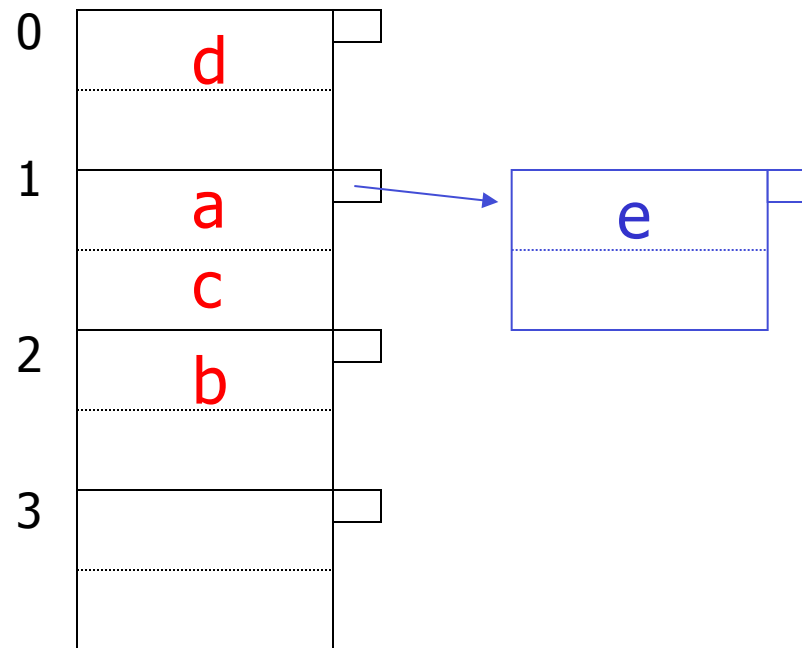
$$h(a) = 1$$

$$h(b) = 2$$

$$h(c) = 1$$

$$h(d) = 0$$

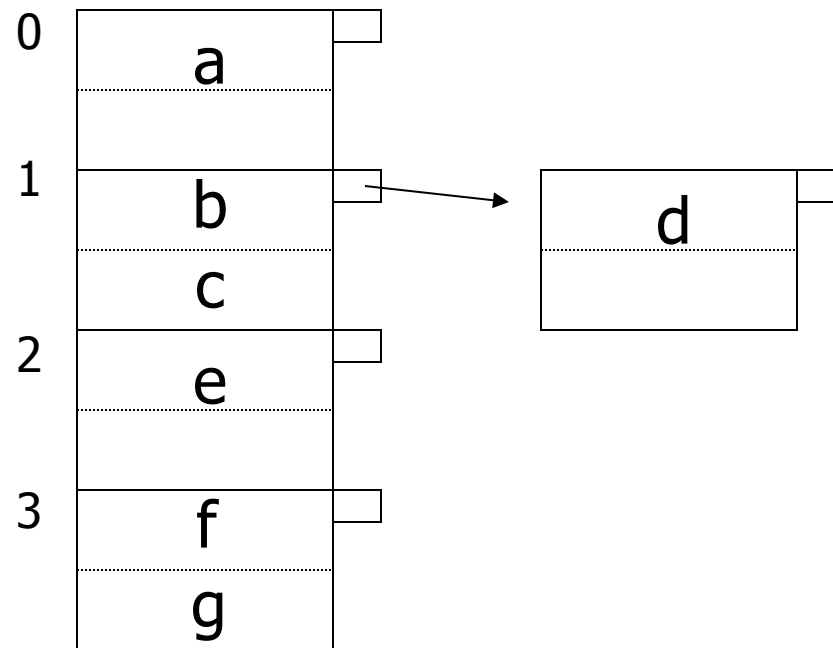
$$h(e) = 1$$



# EXAMPLE: deletion

Delete:

e  
f



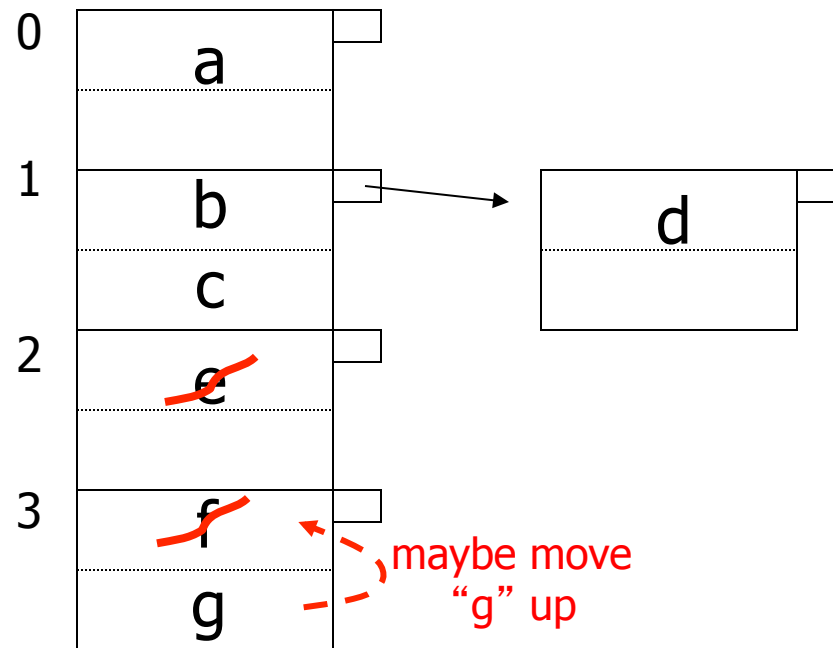
# EXAMPLE: deletion

Delete:

e

f

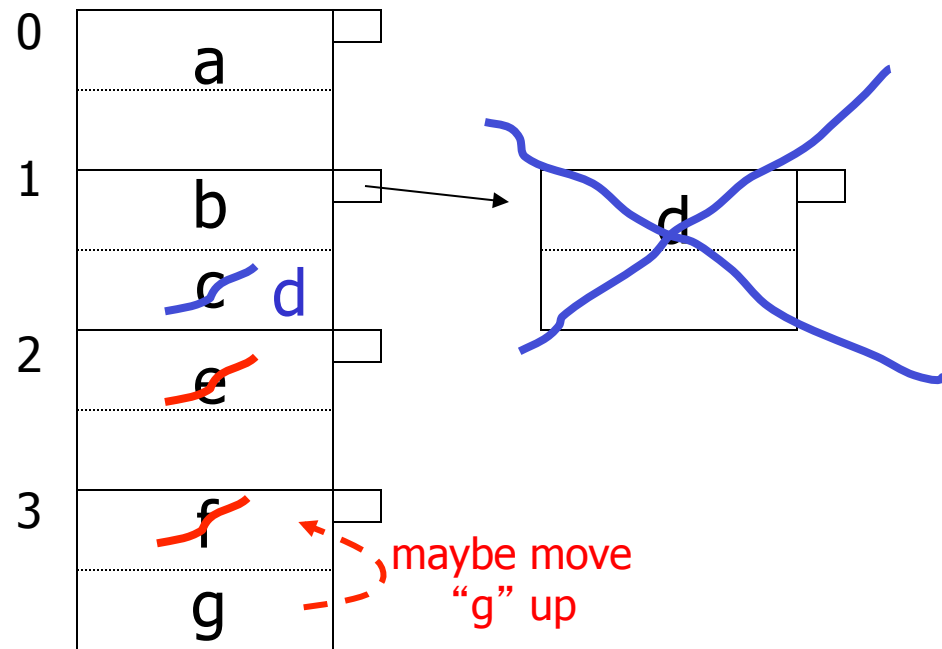
c



# EXAMPLE: deletion

Delete:

e  
f  
c



## Rule of thumb:

- Try to keep space utilization between 50% and 80%

$$\text{Utilization} = \frac{\text{\# keys used}}{\text{total \# keys that fit}}$$

## Rule of thumb:

- Try to keep space utilization between 50% and 80%

$$\text{Utilization} = \frac{\text{\# keys used}}{\text{total \# keys that fit}}$$

- If  $< 50\%$ , wasting space
- If  $> 80\%$ , overflows significant  
    ↖ depends on how good hash function is & on # keys/bucket

# How do we cope with growth?

- Overflows and reorganizations
- Dynamic hashing

# How do we cope with growth?

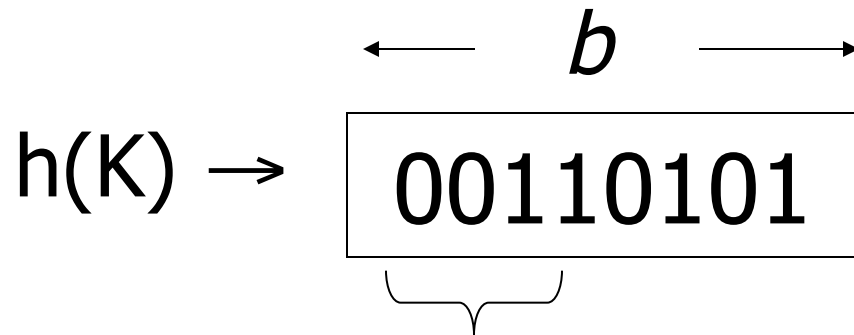
- Overflows and reorganizations
- Dynamic hashing

- 
- Extensible
  - Linear



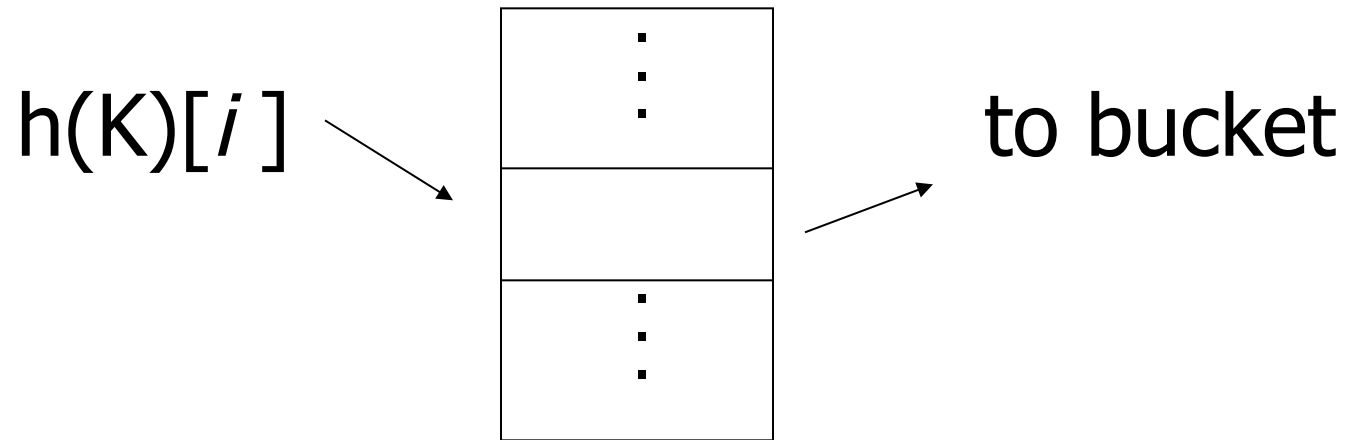
# Extensible hashing: two ideas

(a) Use  $i$  of  $b$  bits output by hash function

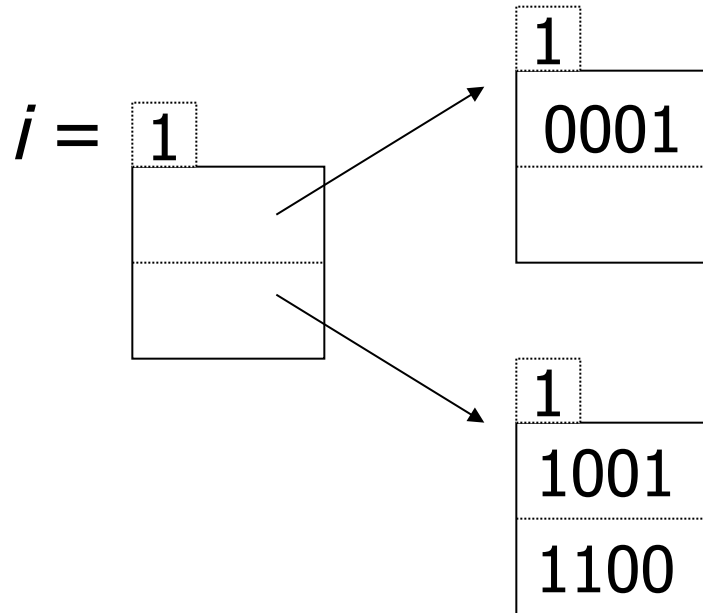


use  $i \rightarrow$  grows over time....

## (b) Use directory

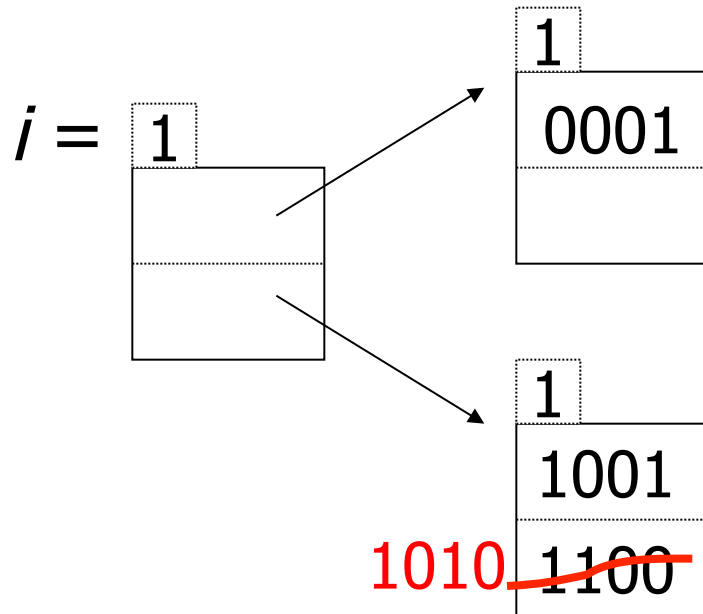


# Example: $h(k)$ is 4 bits; 2 keys/bucket

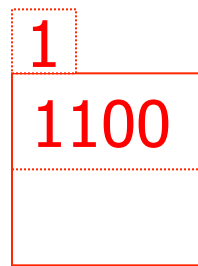


Insert 1010

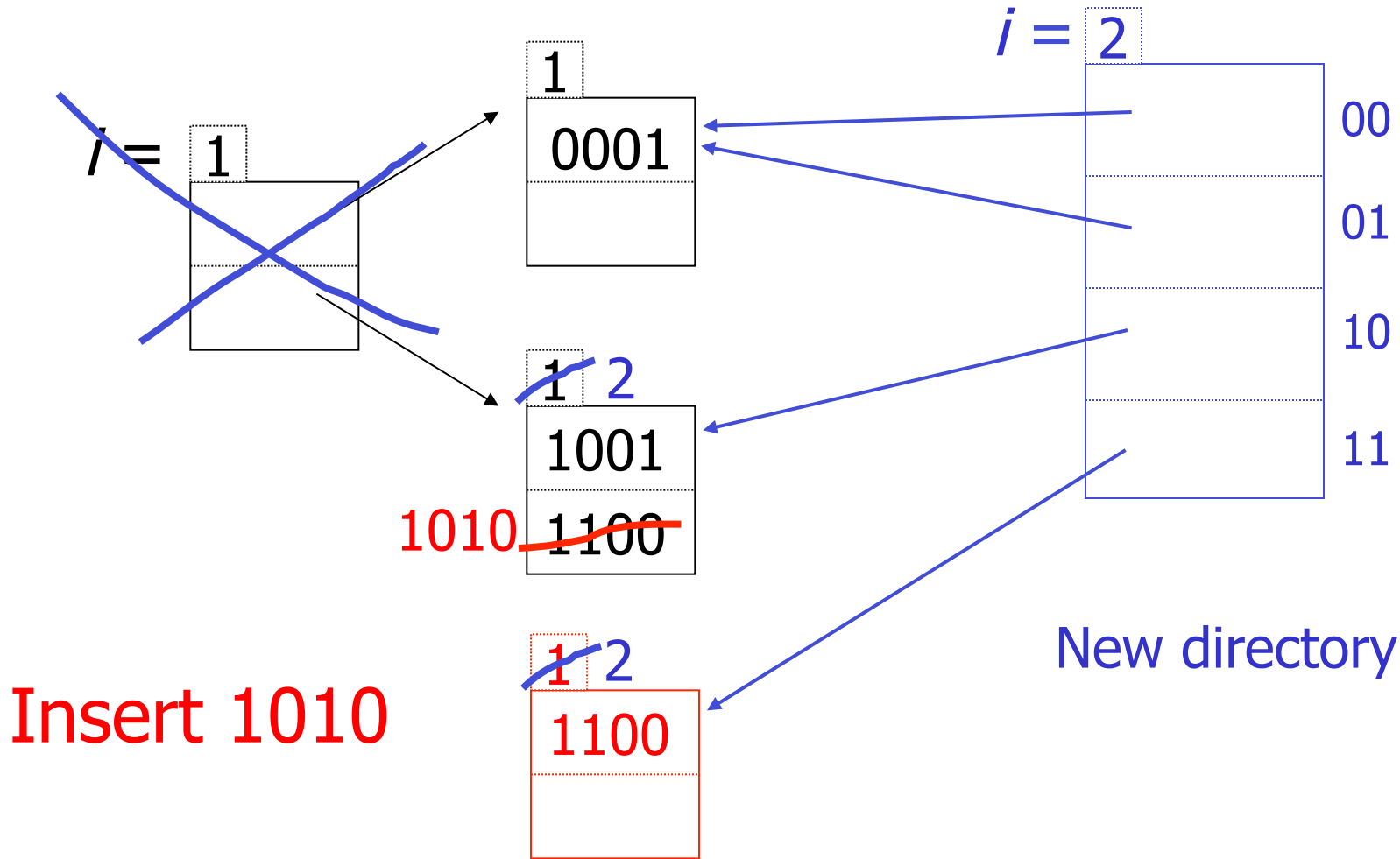
# Example: $h(k)$ is 4 bits; 2 keys/bucket



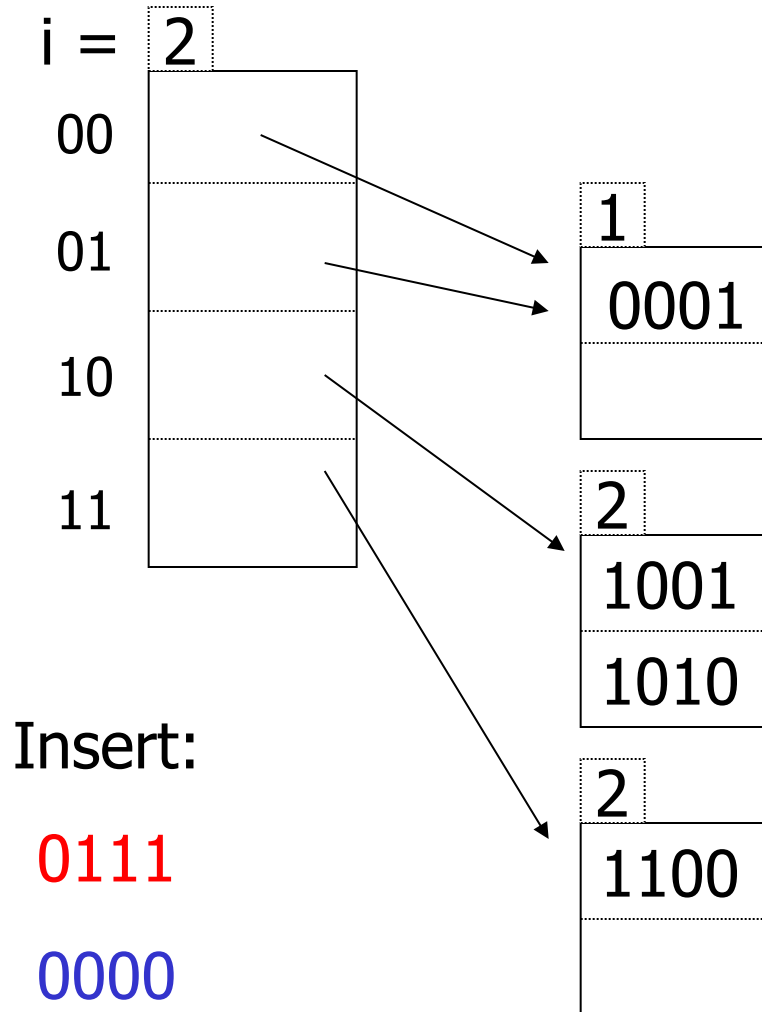
Insert 1010



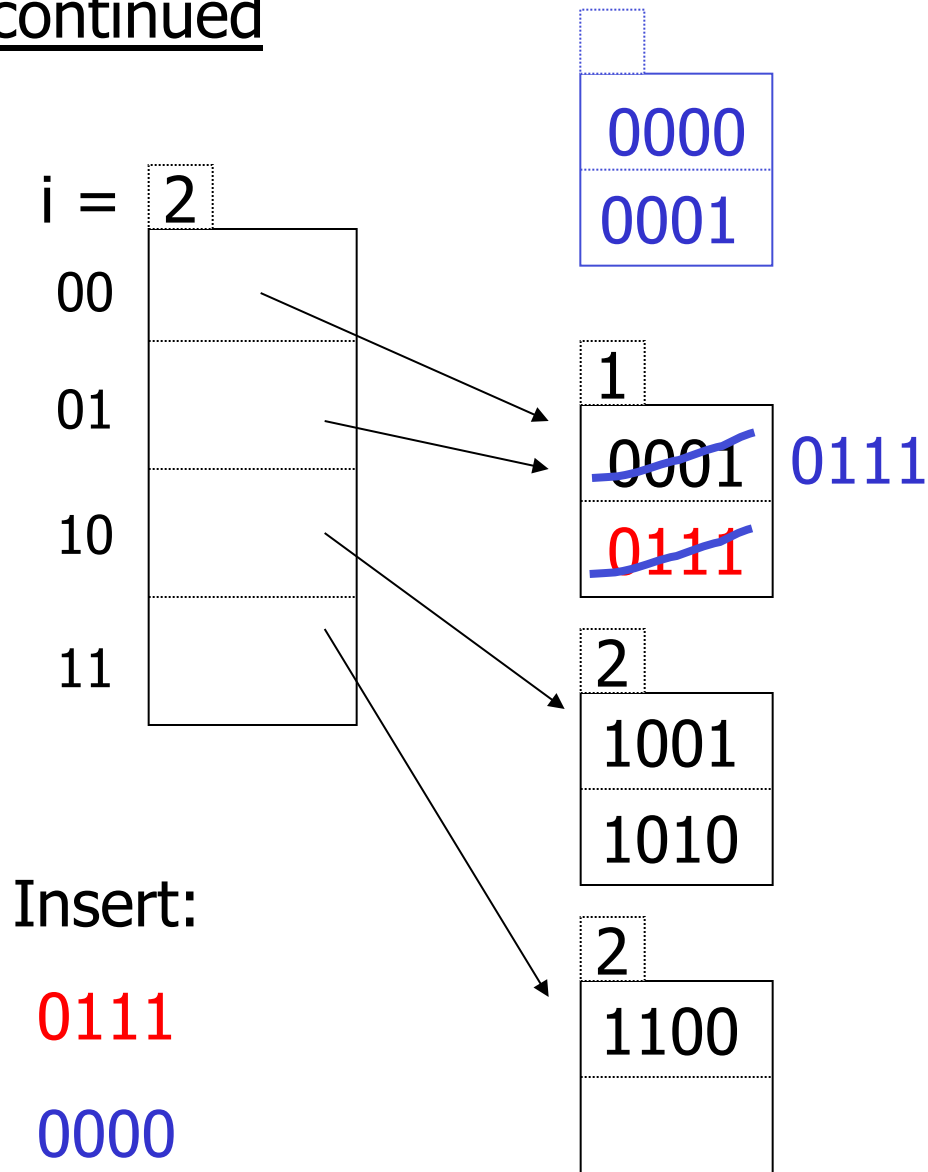
# Example: $h(k)$ is 4 bits; 2 keys/bucket



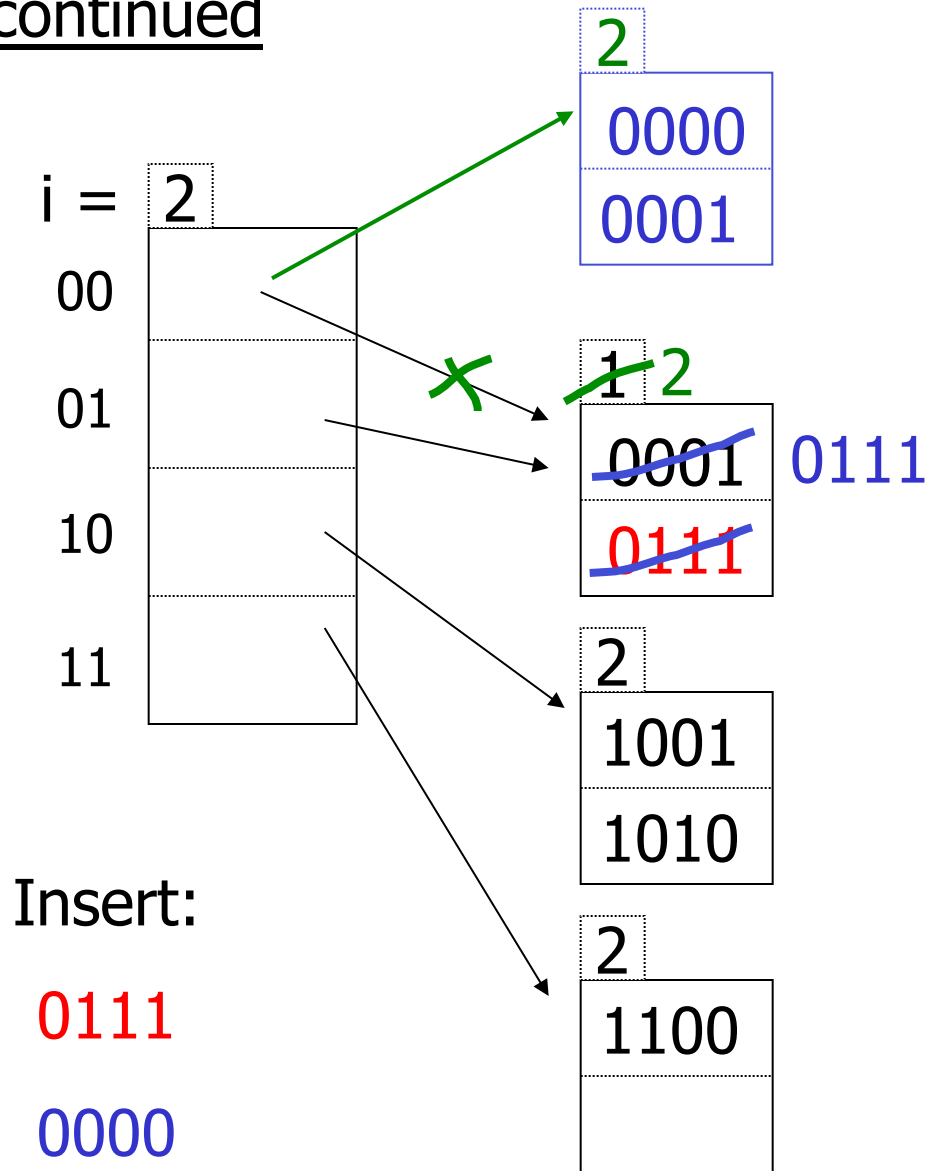
# Example continued



# Example continued

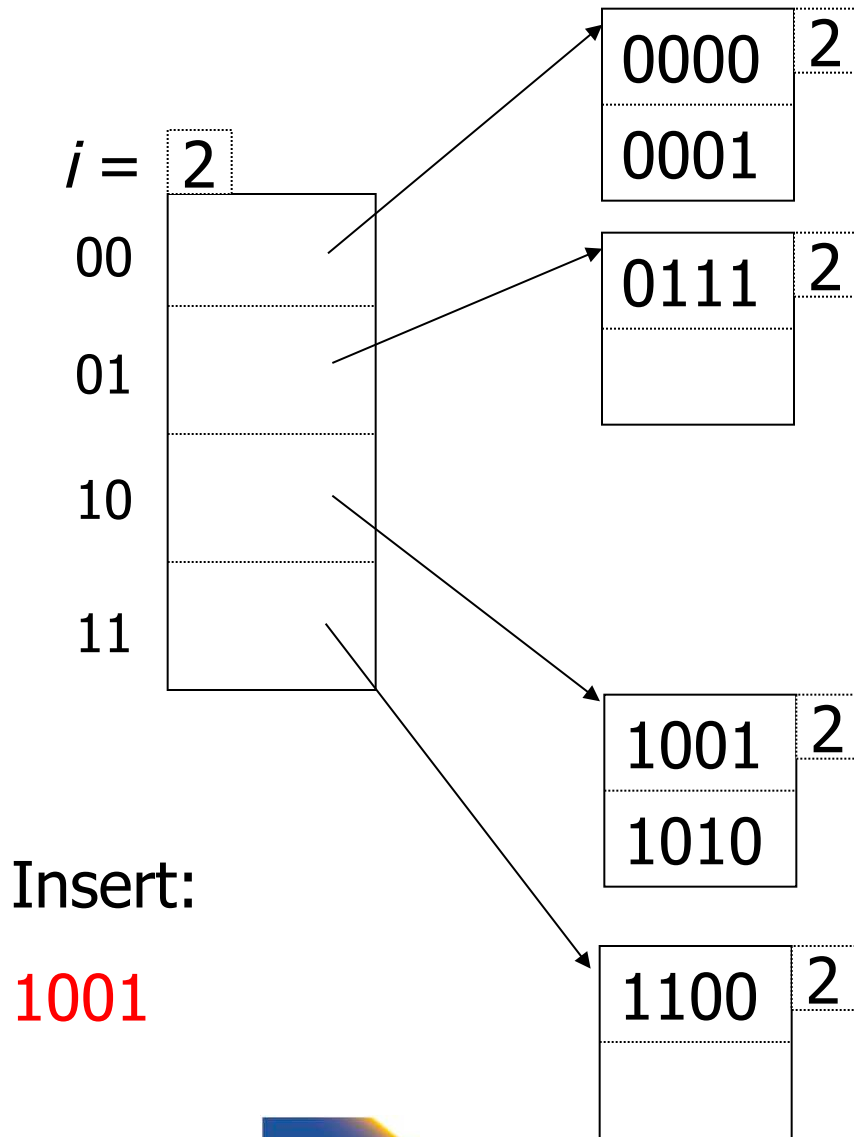


# Example continued

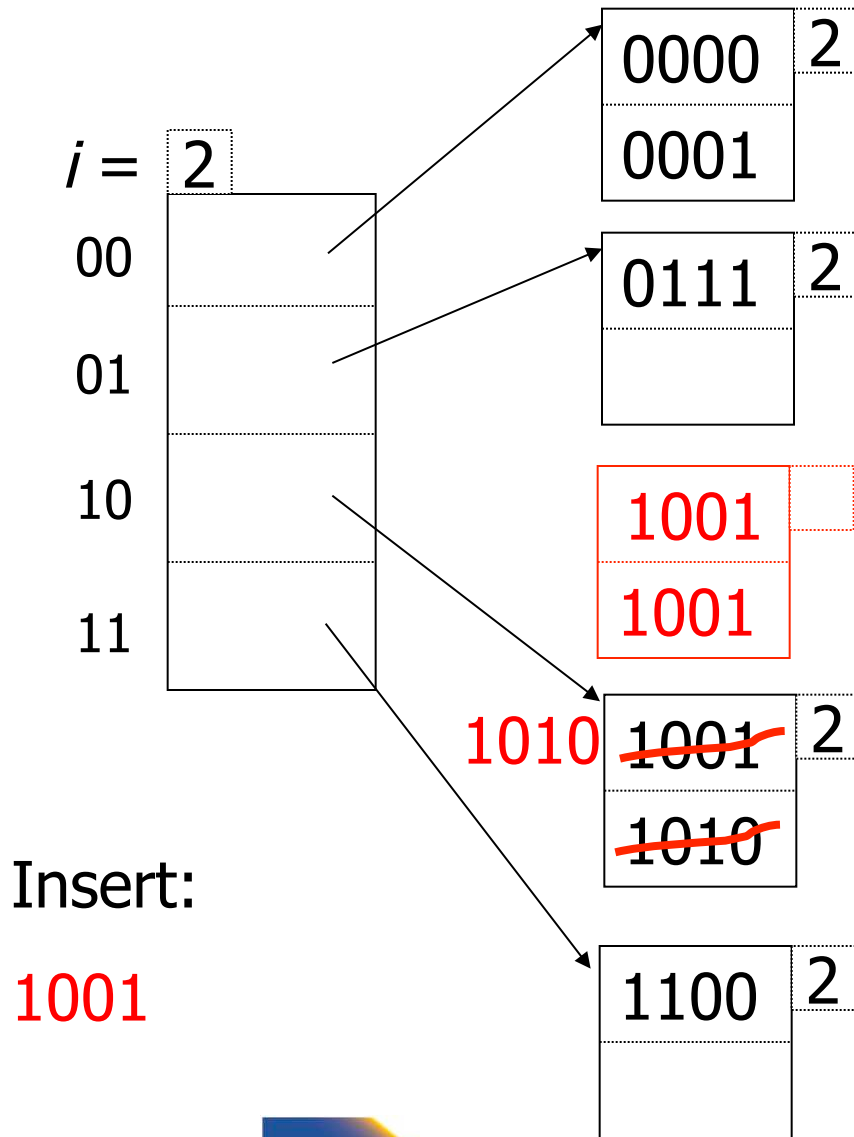




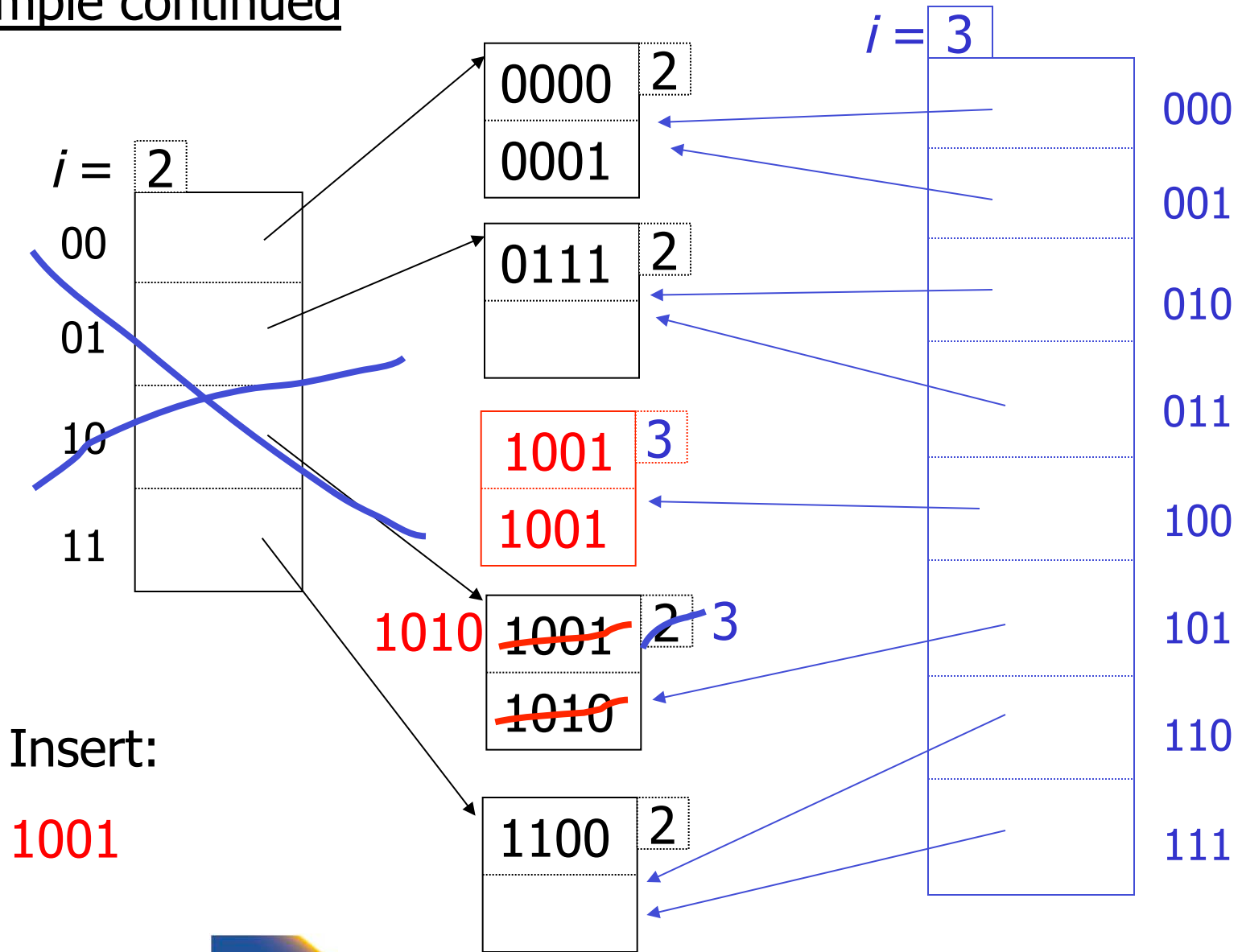
# Example continued



# Example continued



# Example continued



Insert:

**1001**

# Extensible hashing: deletion

- No merging of blocks
- Merge blocks  
and cut directory if possible  
(Reverse insert procedure)

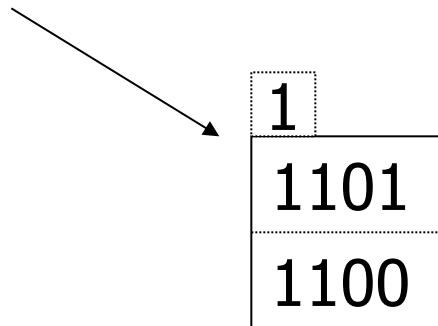
# Deletion example:

- Run thru insert example in reverse!

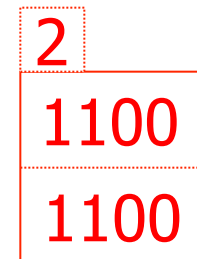
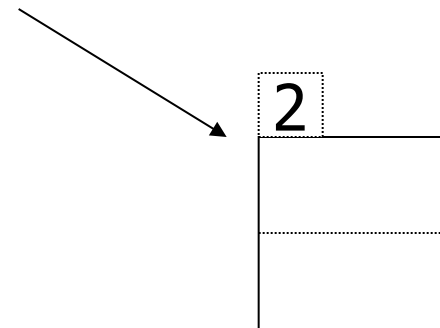
# Note: Still need overflow chains

- Example: many records with duplicate keys

insert 1100

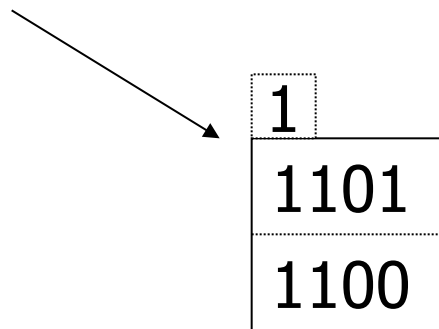


if we split:

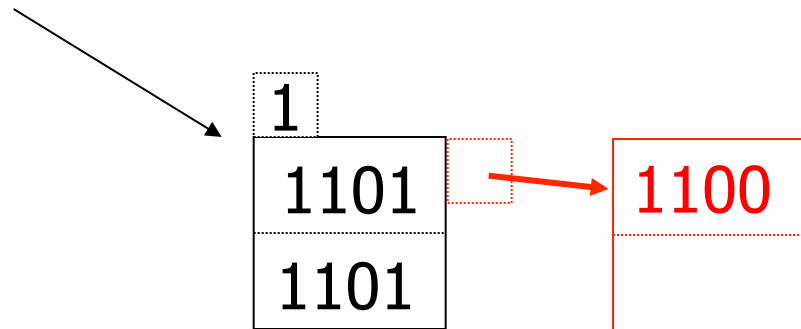


# Solution: overflow chains

insert 1100



add overflow block:



# Summary

## Extensible hashing

- ⊕ Can handle growing files
  - with less wasted space
  - with no full reorganizations



# Summary

## Extensible hashing

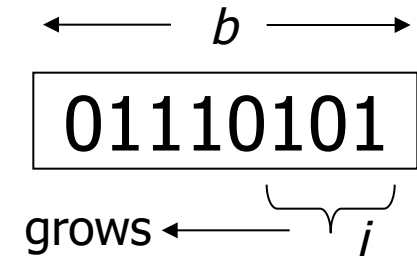
- ⊕ Can handle growing files
  - with less wasted space
  - with no full reorganizations
- ⊖ Indirection
  - (Not bad if directory in memory)
- ⊖ Directory doubles in size
  - (Now it fits, now it does not)

# Linear hashing

- Another dynamic hashing scheme

## Two ideas:

(a) Use  $i$  low order bits of hash

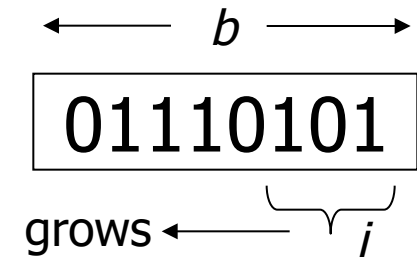


# Linear hashing


- Another dynamic hashing scheme

## Two ideas:

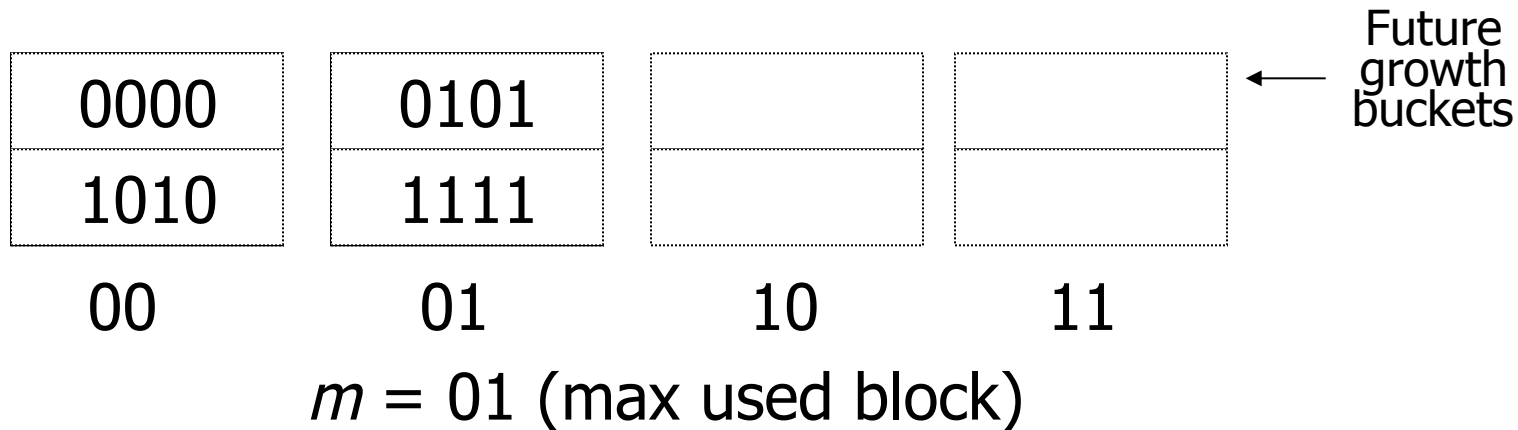
(a) Use  $i$  low order bits of hash



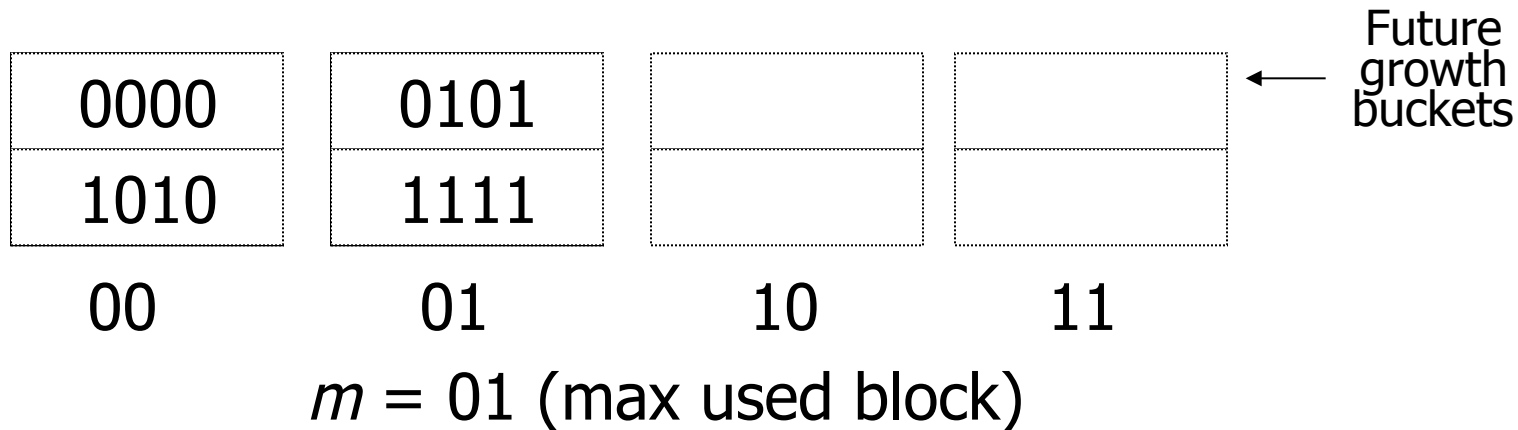
(b) File grows linearly



# Example $b=4$ bits, $i=2$ , 2 keys/bucket



# Example $b=4$ bits, $i=2$ , 2 keys/bucket



**Rule**

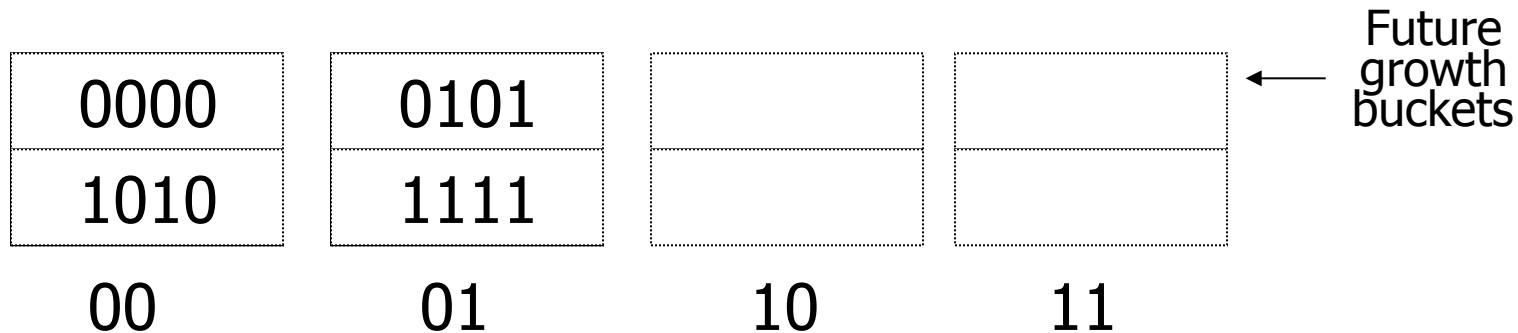
If  $h(k)[i] \leq m$ , then

look at bucket  $h(k)[i]$

else, look at bucket  $h(k)[i] - 2^{i-1}$

# Example $b=4$ bits, $i=2$ , 2 keys/bucket

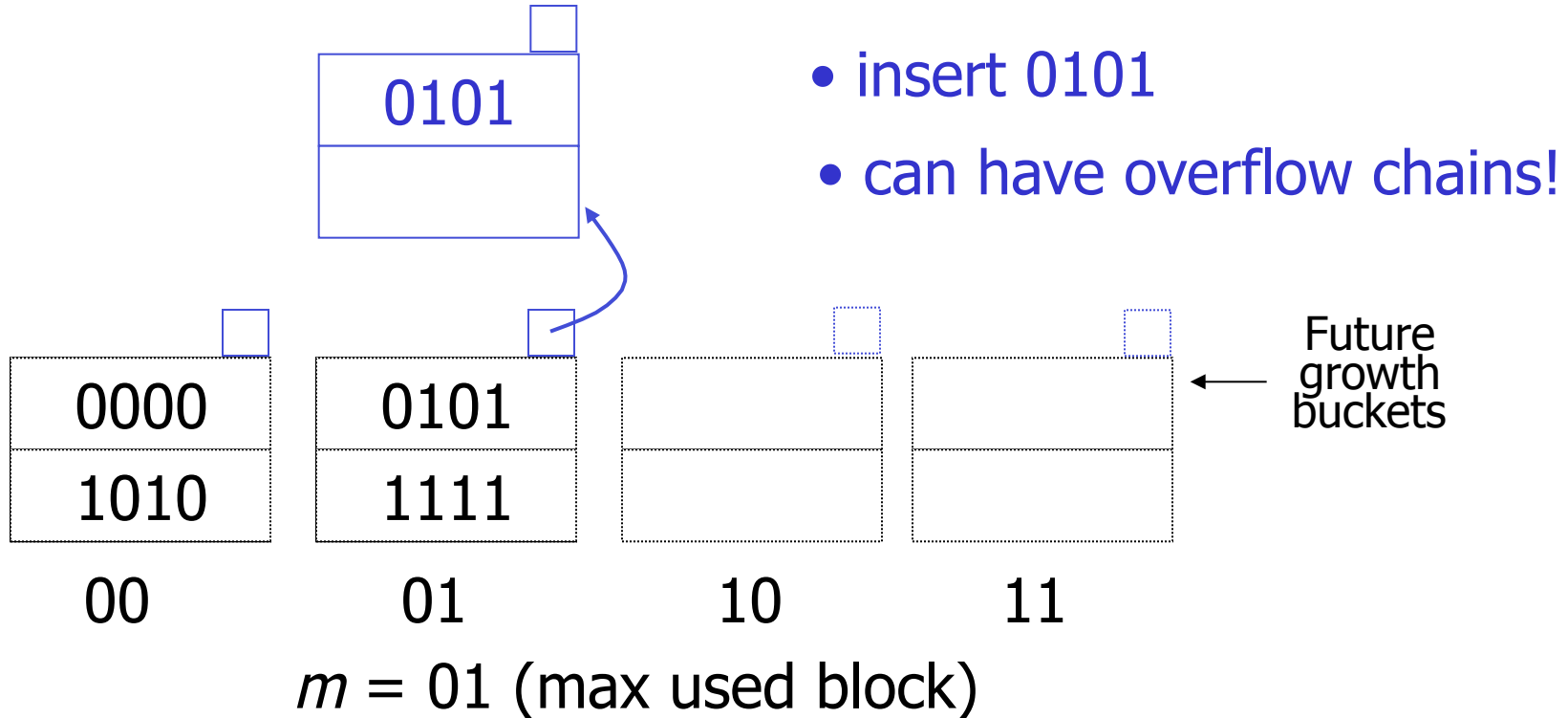
- insert 0101



$m = 01$  (max used block)

**Rule** If  $h(k)[i] \leq m$ , then  
look at bucket  $h(k)[i]$   
else, look at bucket  $h(k)[i] - 2^{i-1}$

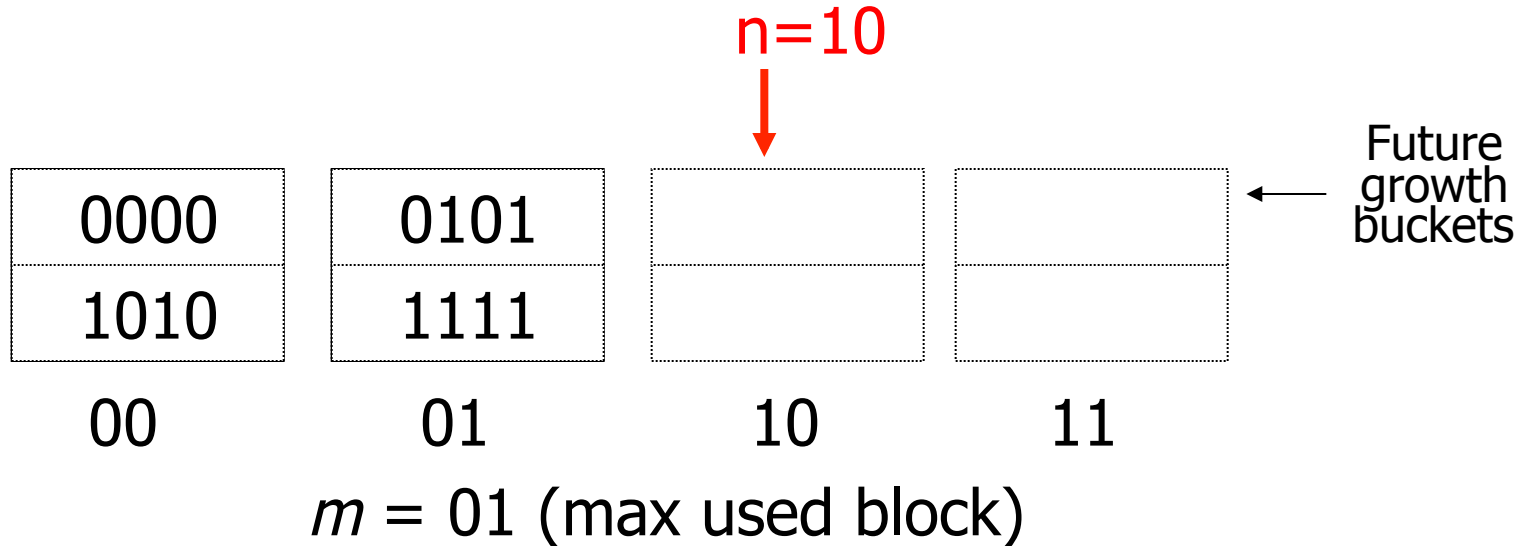
# Example $b=4$ bits, $i=2$ , 2 keys/bucket



**Rule** If  $h(k)[i] \leq m$ , then  
look at bucket  $h(k)[i]$   
else, look at bucket  $h(k)[i] - 2^{i-1}$

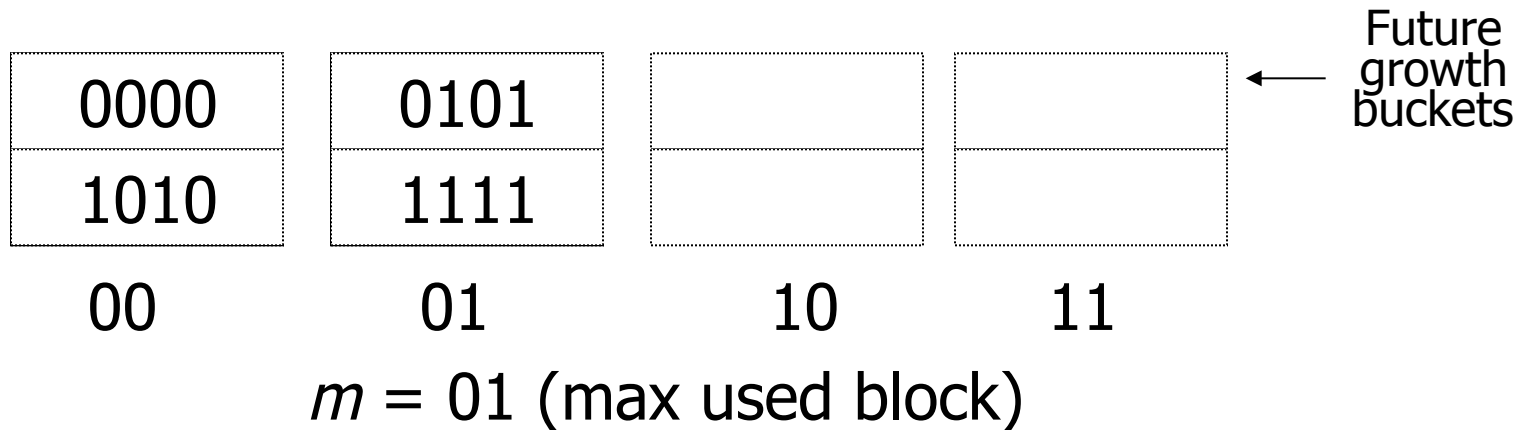
# Note

- In textbook,  $n$  is used instead of  $m$
- $n = m + 1$

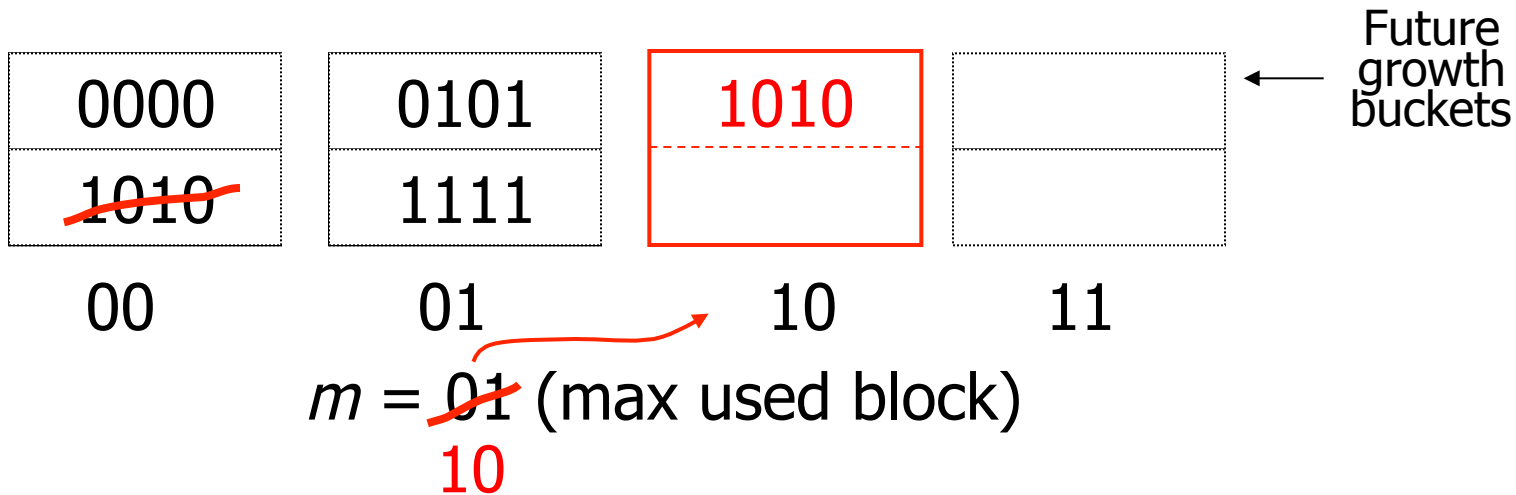




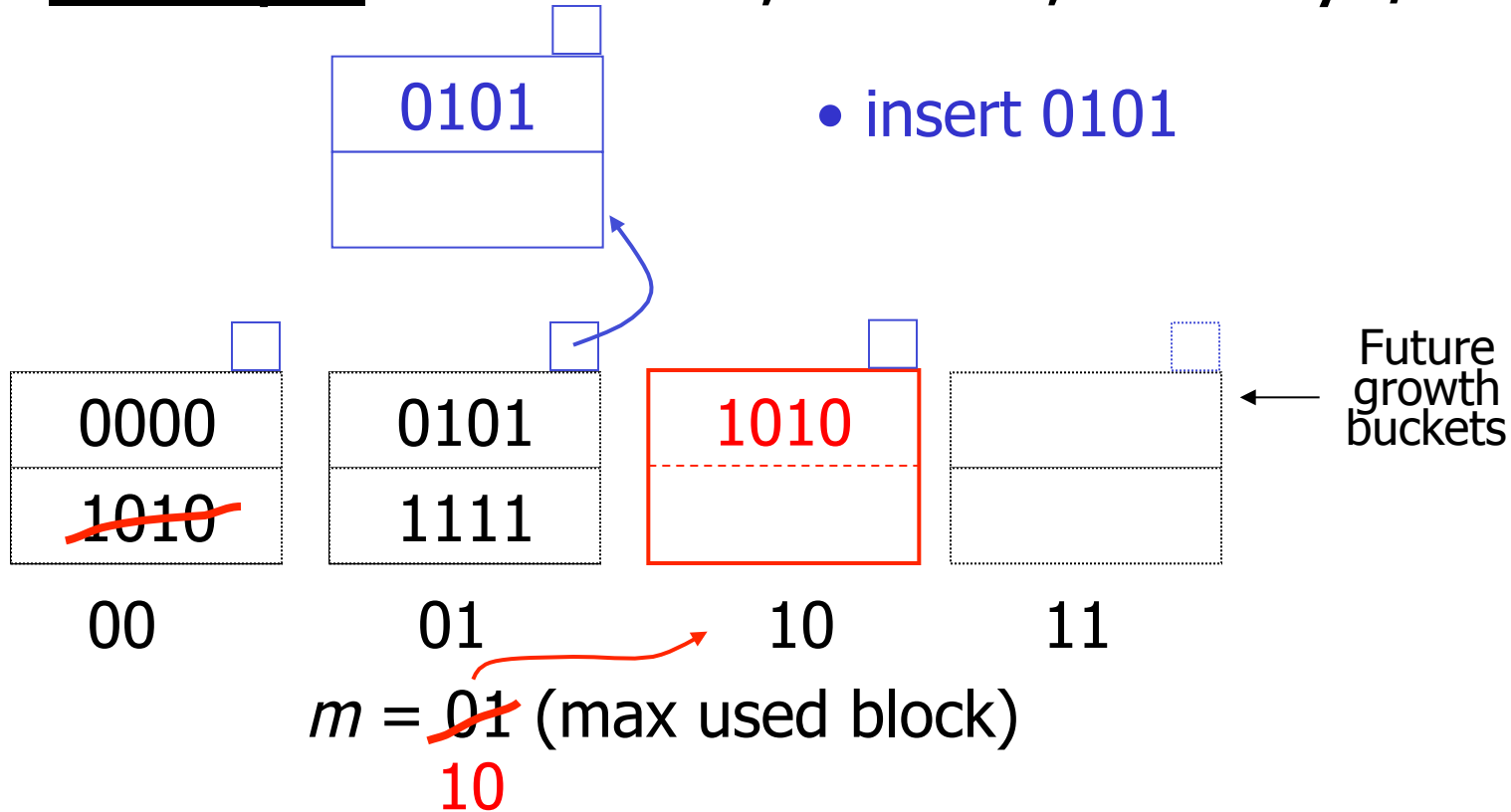
Example  $b=4$  bits,  $i=2$ , 2 keys/bucket



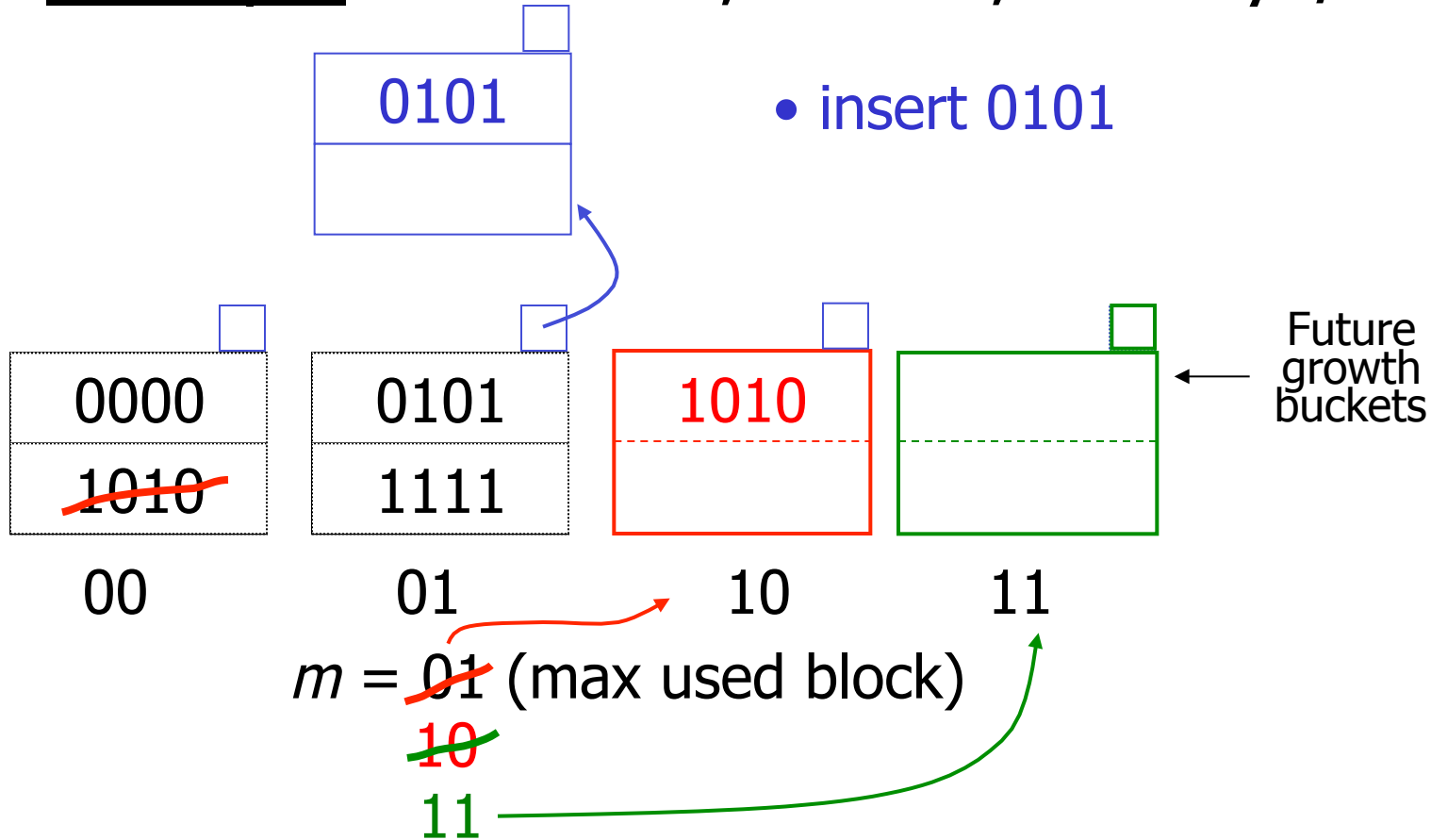
Example  $b=4$  bits,  $i=2$ , 2 keys/bucket



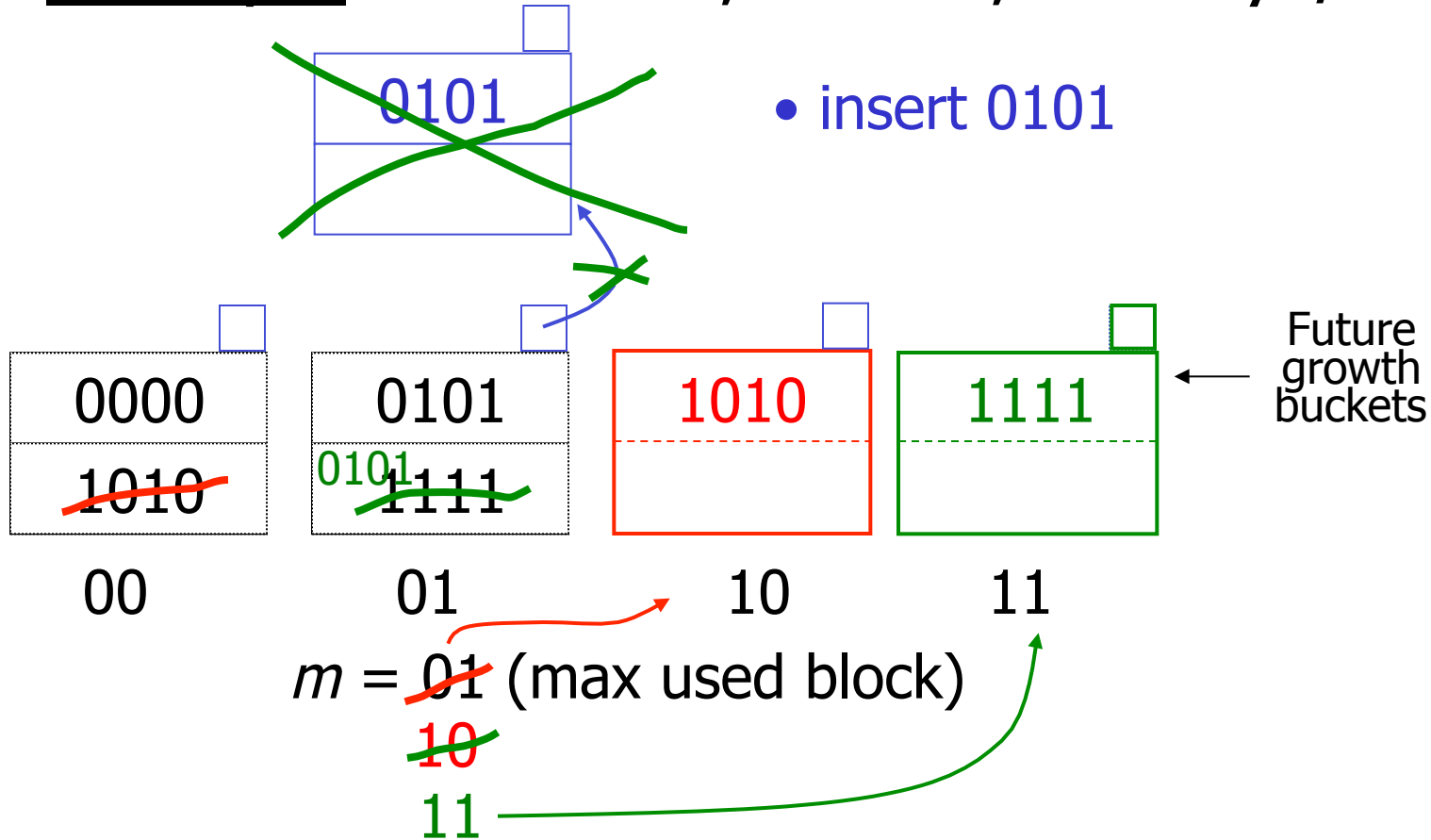
# Example $b=4$ bits, $i=2$ , 2 keys/bucket



# Example $b=4$ bits, $i=2$ , 2 keys/bucket



# Example $b=4$ bits, $i=2$ , 2 keys/bucket



# Example Continued: How to grow beyond this?

$$i = 2$$

0000	0101	1010	1111
	0101		

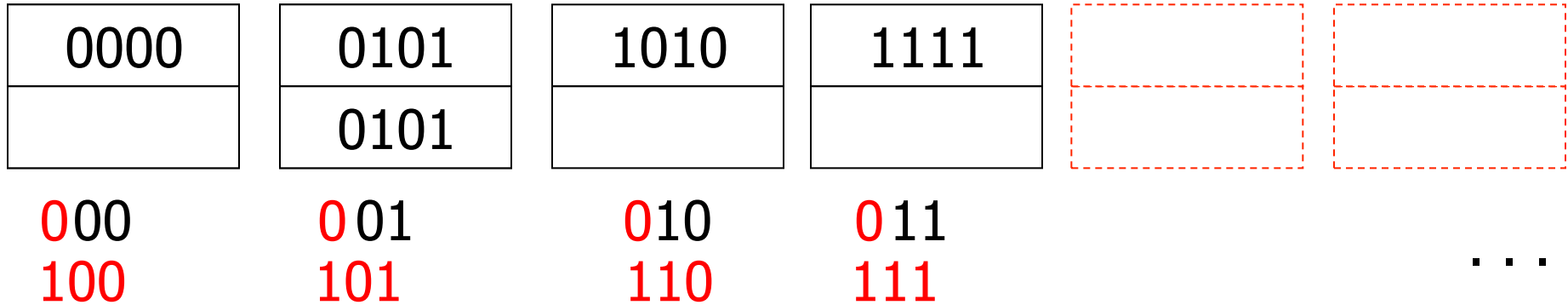
00                  01                  10                  11

...

$m = 11$  (max used block)

# Example Continued: How to grow beyond this?

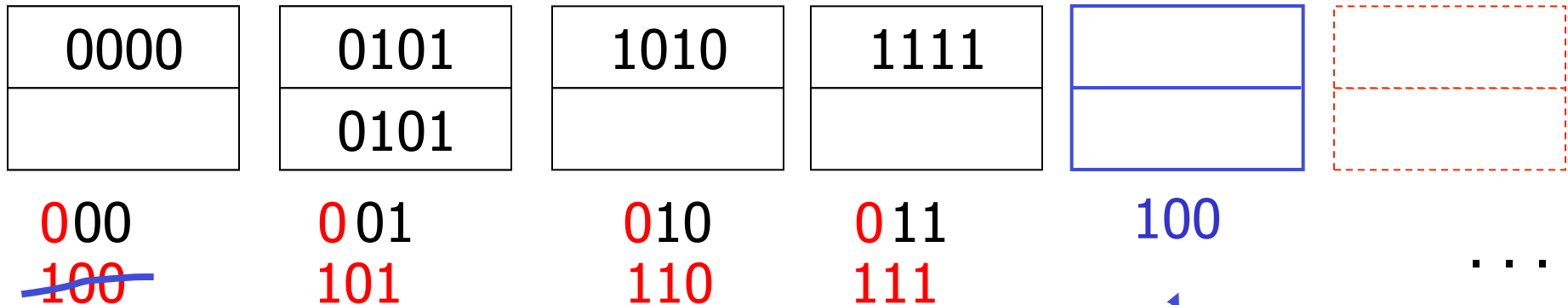
$i =$ ~~2~~ 3



$m = 11$  (max used block)

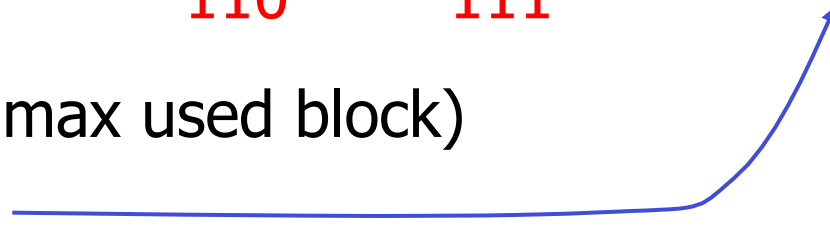
# Example Continued: How to grow beyond this?

$i =$ ~~2~~ 3



$m =$ ~~11~~ (max used block)

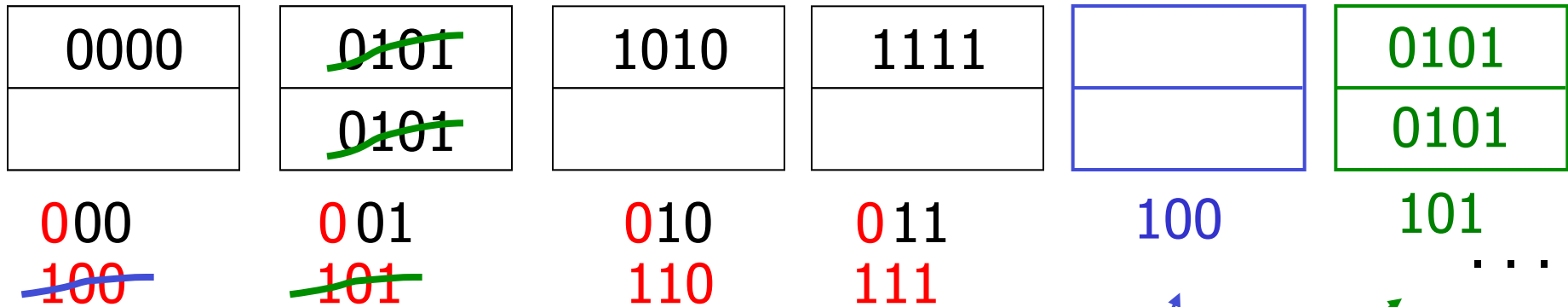
100





# Example Continued: How to grow beyond this?

$i =$ ~~2~~ 3



$m =$ ~~11~~ (max used block)

~~100~~  
101

# ☞ When do we expand file?

- Keep track of:  $\frac{\text{\# used slots}}{\text{total \# of slots}} = U$

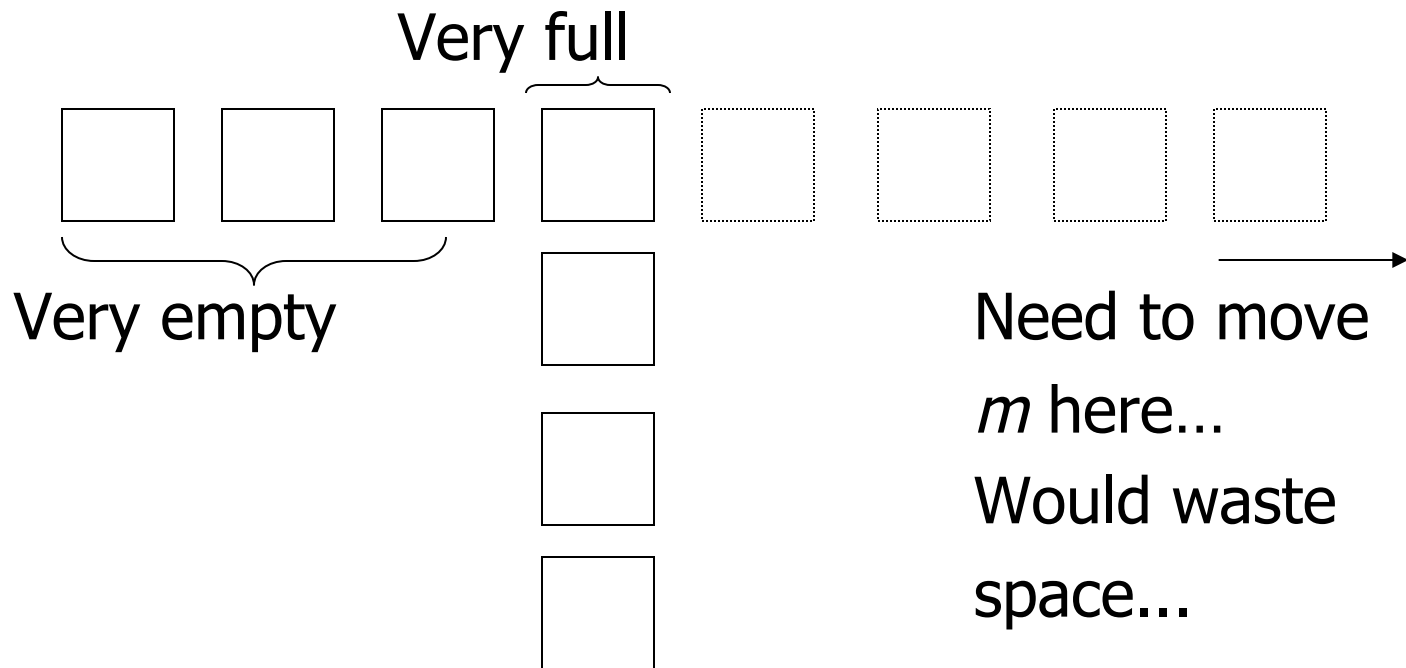
## ☞ When do we expand file?

- Keep track of: 
$$\frac{\text{\# used slots}}{\text{total \# of slots}} = U$$
- If  $U > \text{threshold}$  then increase  $m$   
(and maybe  $i$ )

# Summary Linear Hashing

- ⊕ Can handle growing files
  - with less wasted space
  - with no full reorganizations
- ⊕ No indirection like extensible hashing
- ⊖ Can still have overflow chains

# Example: BAD CASE



# Summary

## Hashing

- How it works
- Dynamic hashing
  - Extensible
  - Linear

## Next:

- Indexing vs Hashing
- Index definition in SQL
- Multiple key access

# Indexing vs Hashing

- Hashing good for probes given key

e.g.,           SELECT ...  
                  FROM R  
                  WHERE R.A = 5

-> **Point Queries**



# Indexing vs Hashing

- INDEXING (Including B Trees) good for Range Searches:

e.g.,

```
SELECT
```

```
FROM R
```

```
WHERE R.A > 5
```

-> **Range Queries**

# Index definition in SQL

- Create index name on rel (attr)
- Create unique index name on rel (attr)  
→ defines candidate key
- Drop INDEX name

Note

CANNOT SPECIFY TYPE OF INDEX

(e.g. B-tree, Hashing, ...)

OR PARAMETERS

(e.g. Load Factor, Size of Hash,...)

... at least in standard SQL...

Vendor specific extensions allow  
that

Note

ATTRIBUTE LIST  $\Rightarrow$  MULTIKEY INDEX  
(next)

e.g., CREATE INDEX foo ON R(A,B,C)

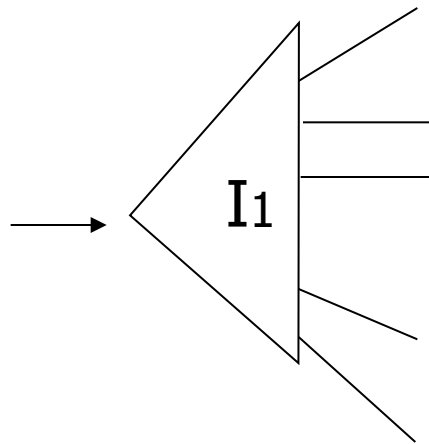
# Multi-key Index

Motivation: Find records where

DEPT = “Toy” AND SAL > 50k

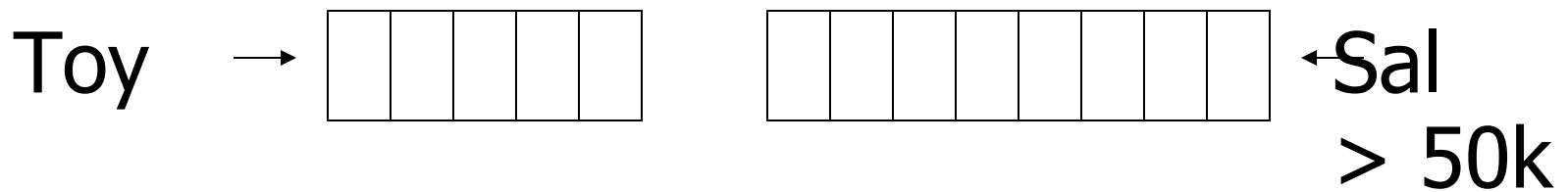
# Strategy I:

- Use one index, say Dept.
- Get all Dept = “Toy” records and check their salary



# Strategy II:

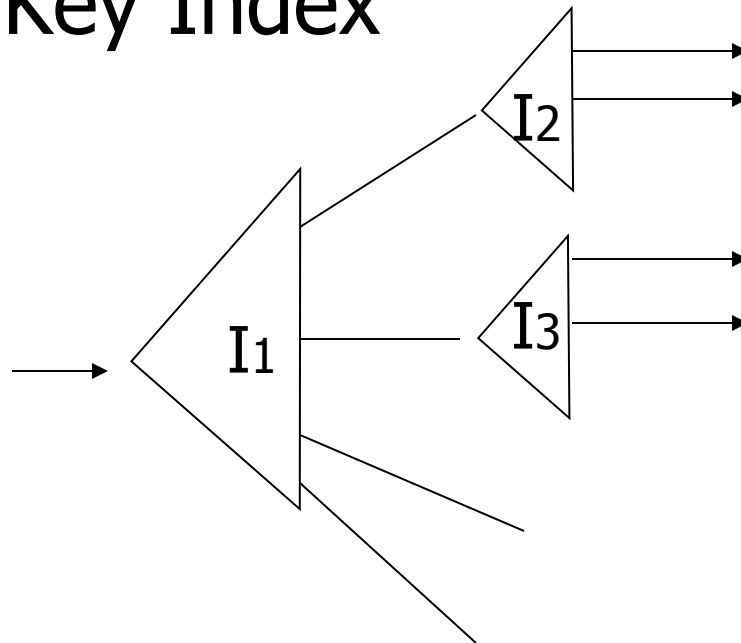
- Use 2 Indexes; Manipulate Pointers



# Strategy III:

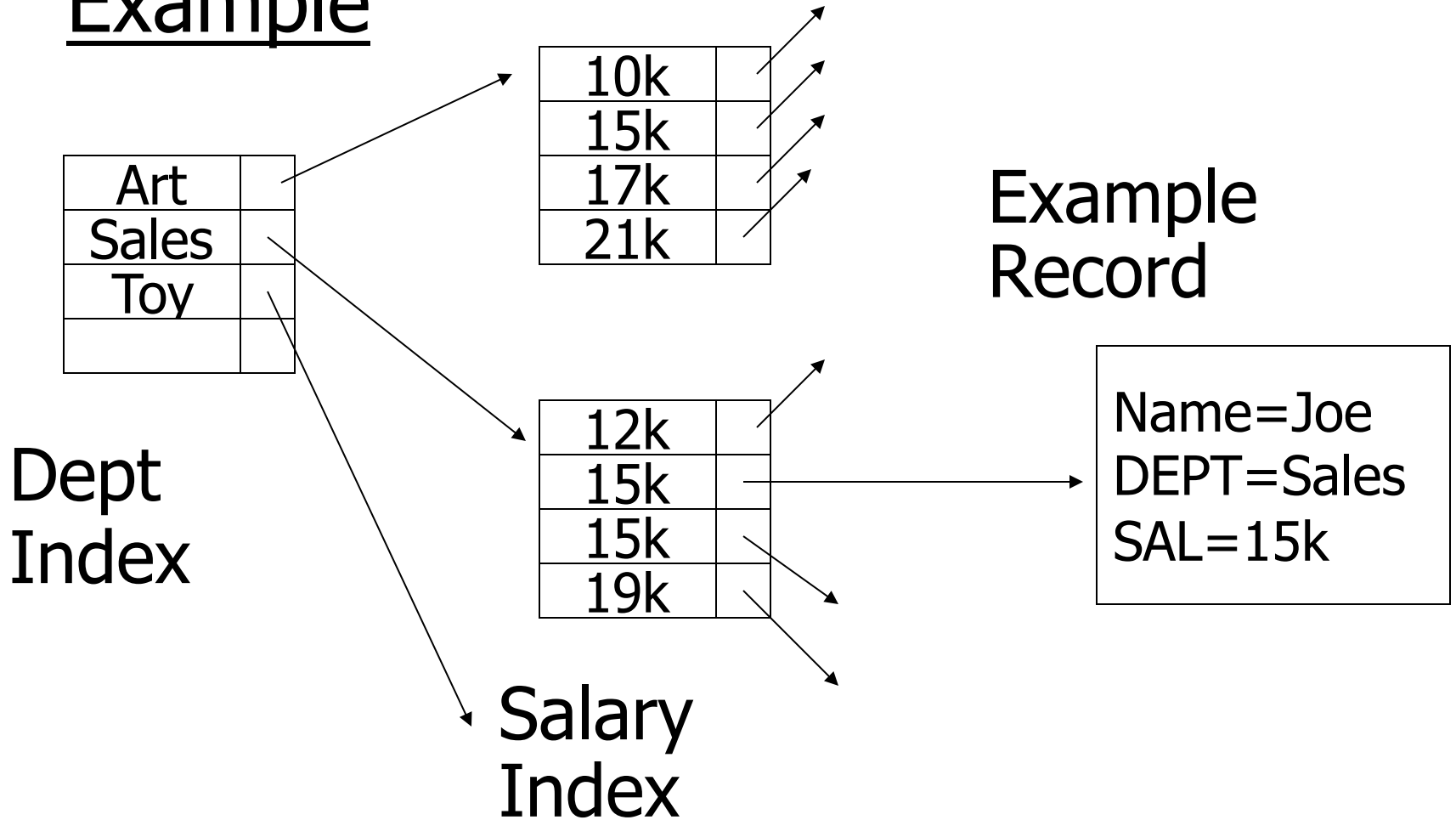
- Multiple Key Index

One idea:





# Example

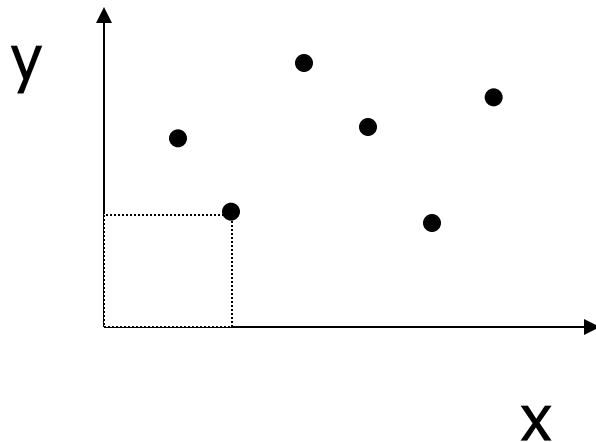


# For which queries is this index good?

- Find RECs Dept = “Sales”  $\wedge$  SAL=20k
- Find RECs Dept = “Sales”  $\wedge$  SAL  $\geq$  20k
- Find RECs Dept = “Sales”
- Find RECs SAL = 20k

# Interesting application:

- Geographic Data



DATA:

$\langle X_1, Y_1, \text{Attributes} \rangle$


$\langle X_2, Y_2, \text{Attributes} \rangle$

⋮

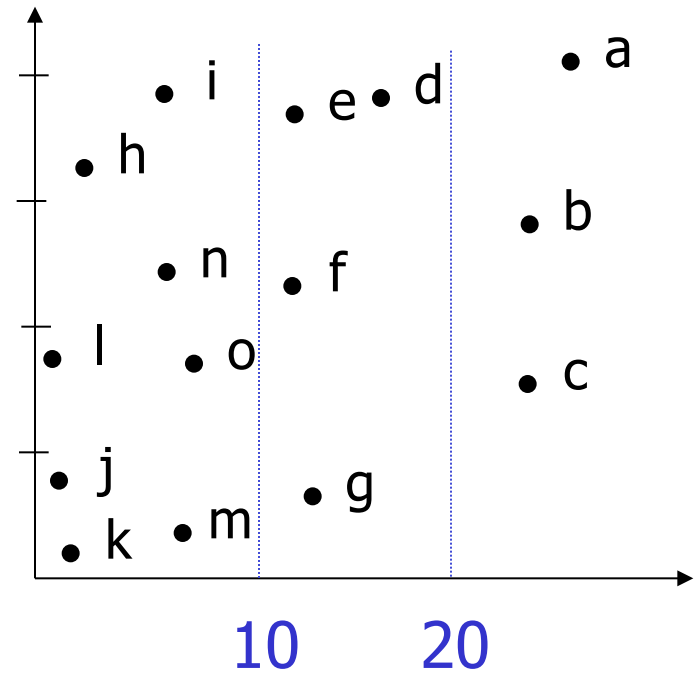
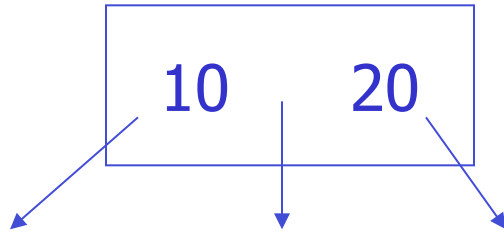
# Queries:

- What city is at  $\langle X_i, Y_i \rangle$ ?
- What is within 5 miles from  $\langle X_i, Y_i \rangle$ ?
- Which is closest point to  $\langle X_i, Y_i \rangle$ ?

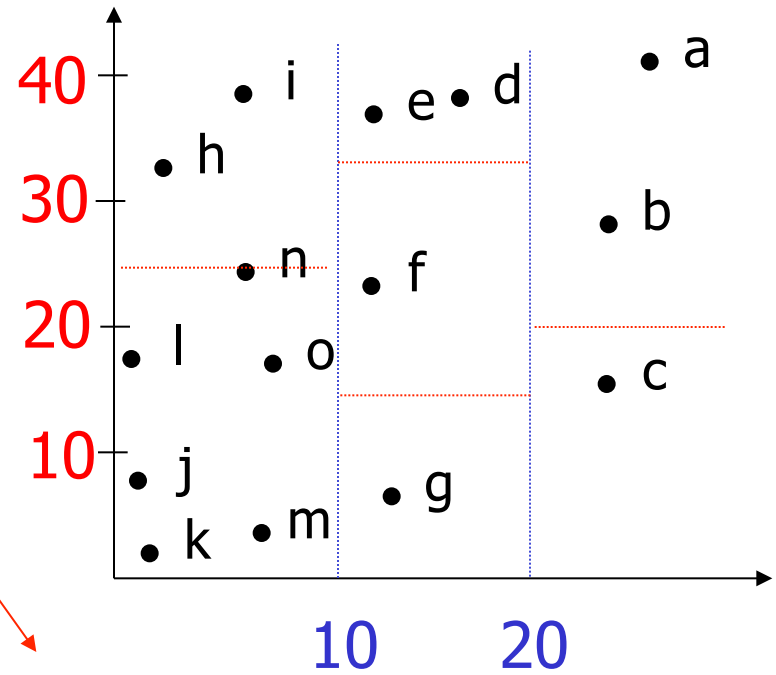
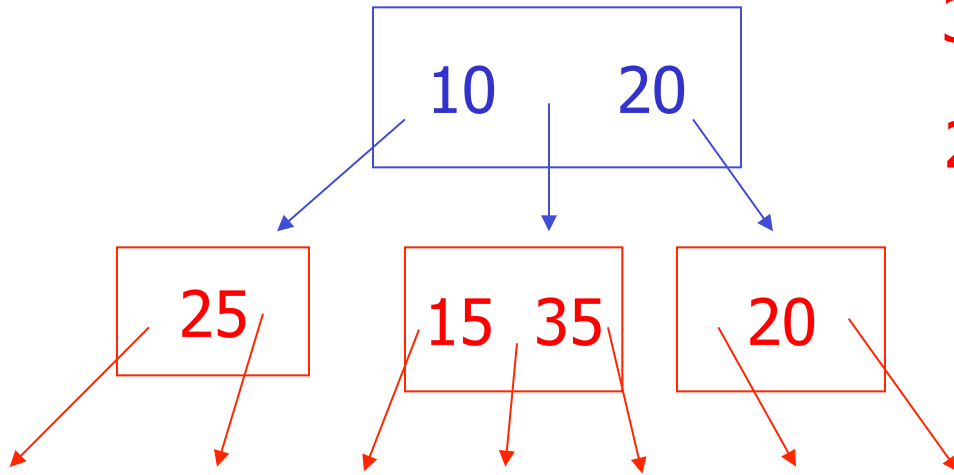
# Example



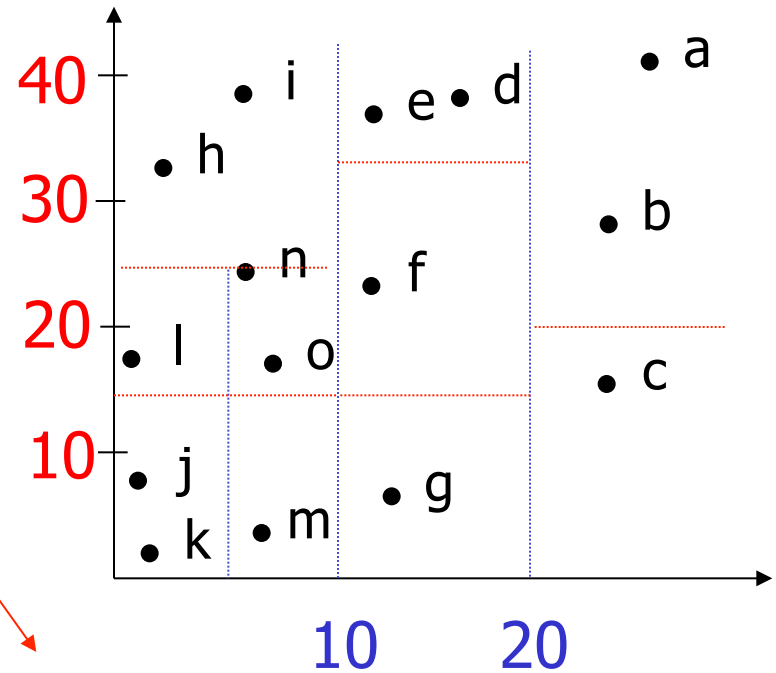
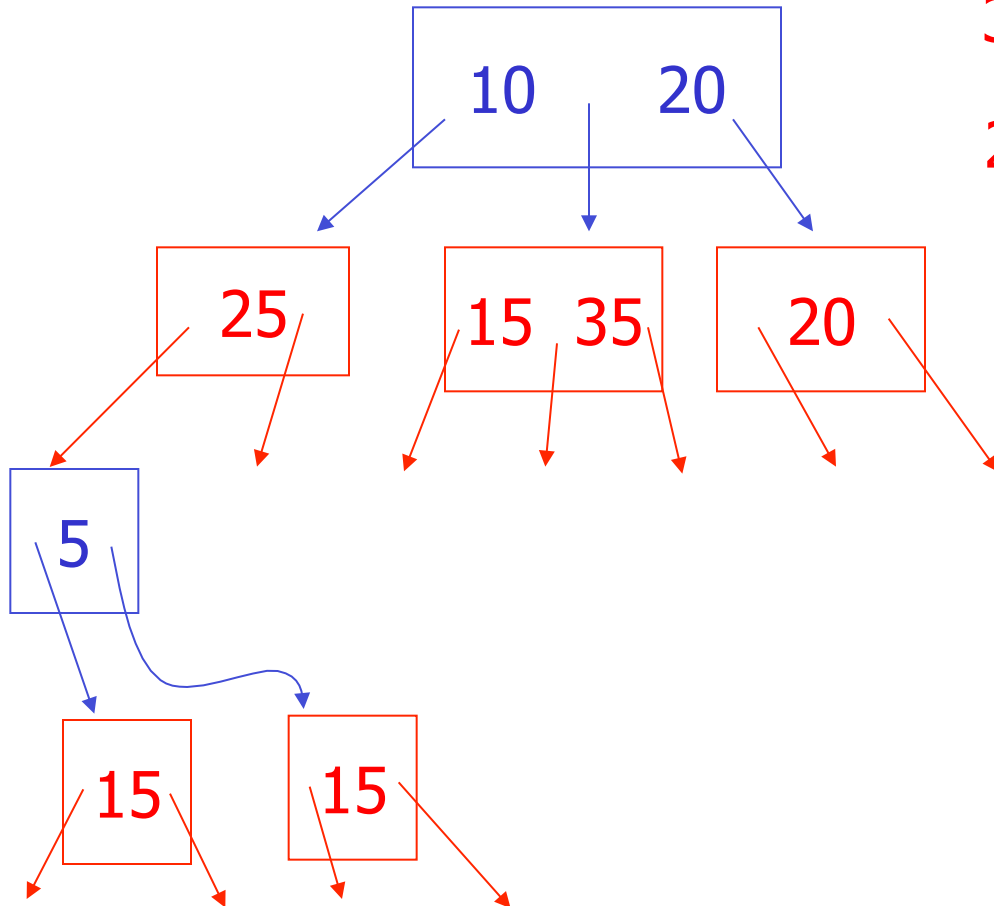
# Example



# Example

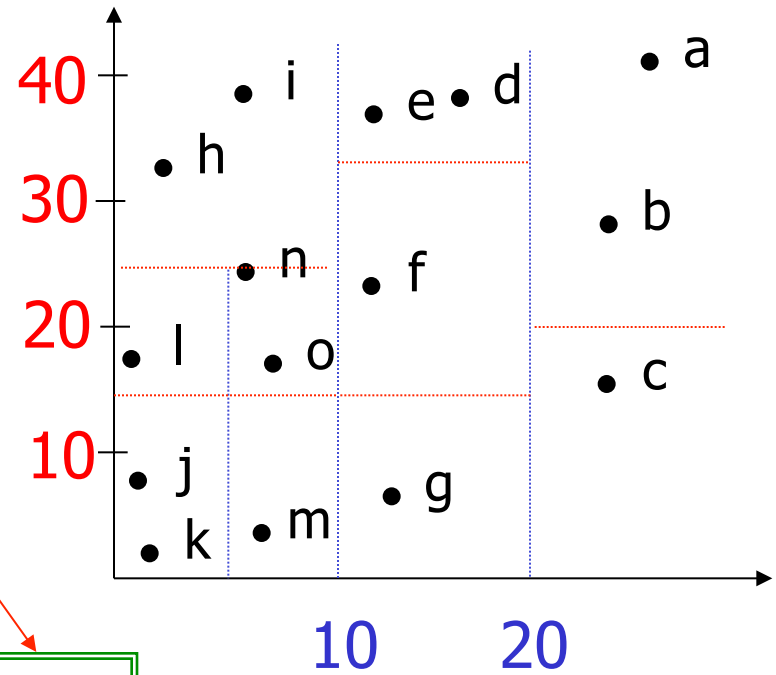
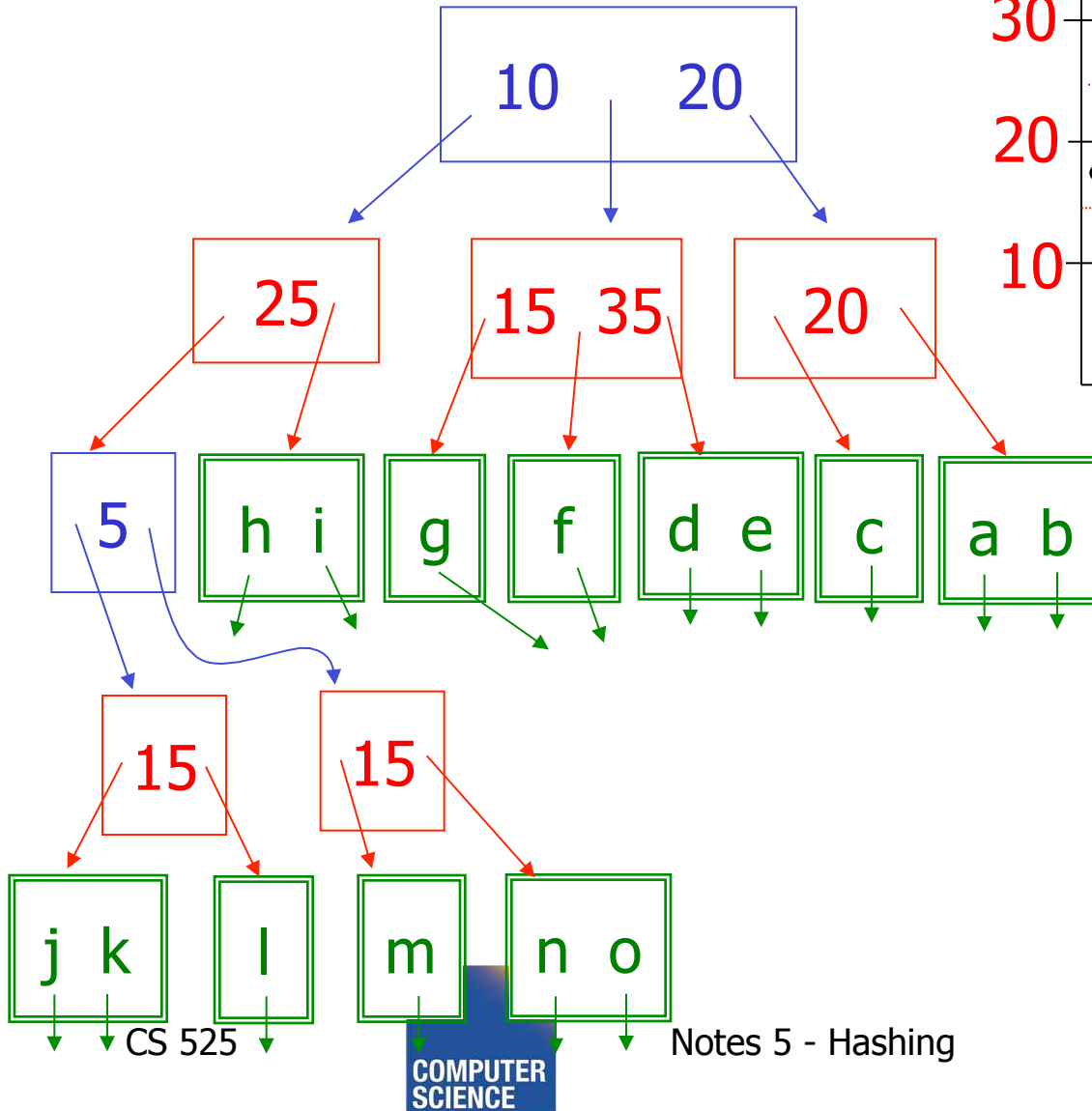


# Example

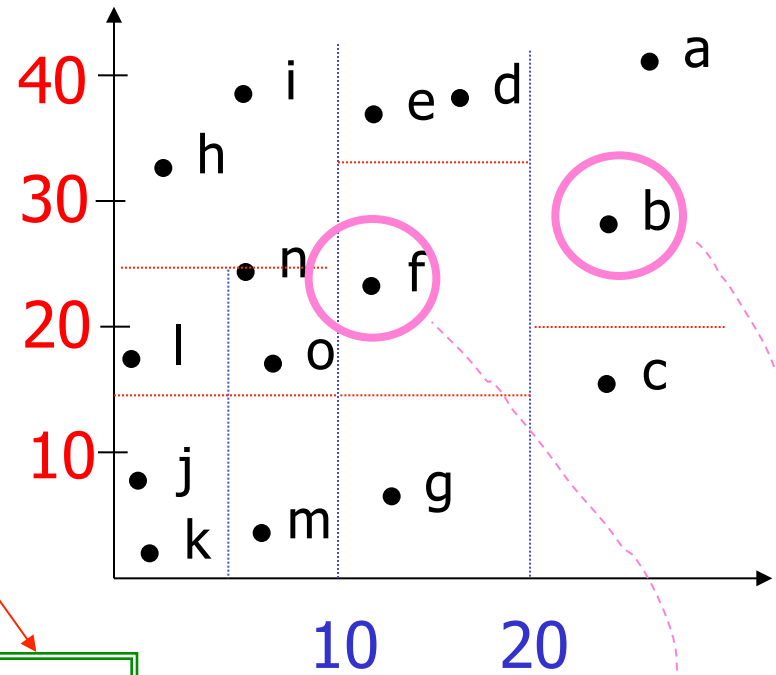
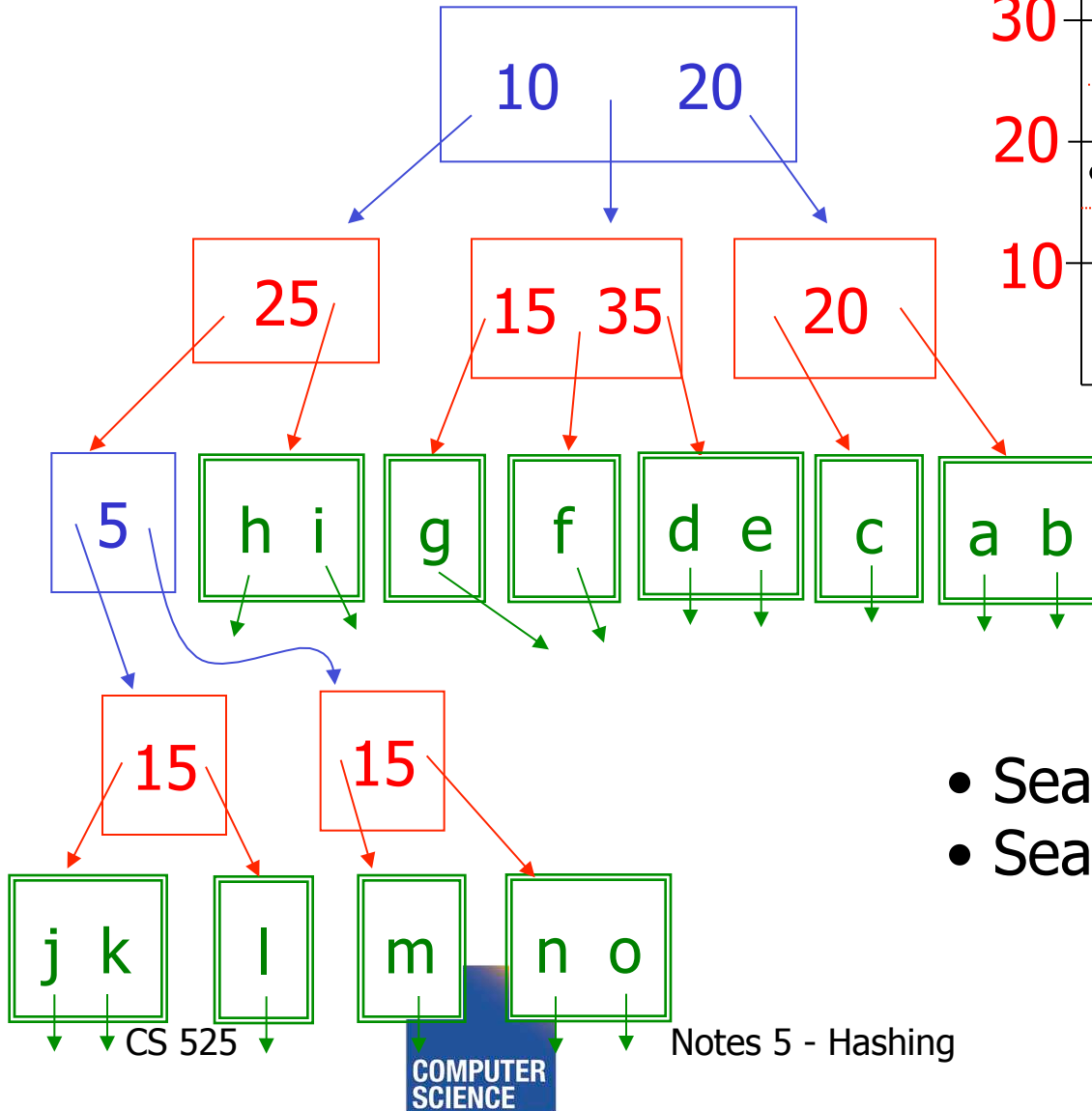




# Example



# Example



- Search points near f
- Search points near b

# Queries

- Find points with  $Y_i > 20$
- Find points with  $X_i < 5$
- Find points “close” to  $i = \langle 12, 38 \rangle$
- Find points “close” to  $b = \langle 7, 24 \rangle$

# Next

- Even more index structures 😊

# CS 525: Advanced Database Organization **06: Even more index structures**

Boris Glavic



Slides: adapted from a [course](#) taught by [Hector Garcia-Molina](#), Stanford InfoLab

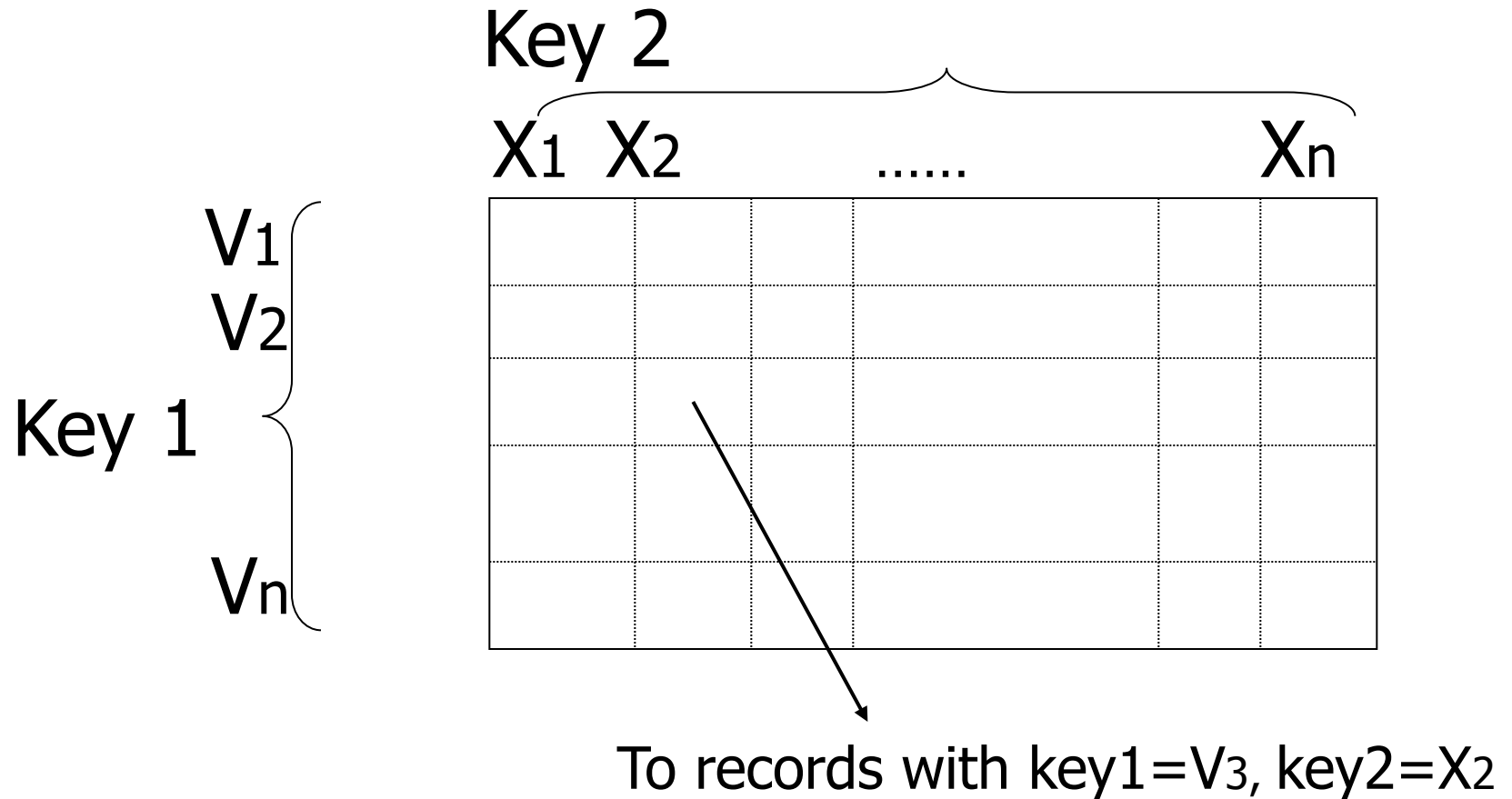
# Recap

- We have discussed
  - Conventional Indices
  - B-trees
  - Hashing
  - Trade-offs
  - Multi-key indices
  - Multi-dimensional indices
    - ... but no example

# Today

- **Multi-dimensional index structures**
  - kd-Trees (very similar to example before)
  - **Grid File (Grid Index)**
  - Quad Trees
  - **R Trees**
  - **Partitioned Hash**
  - ...
- **Bitmap-indices**
- **Tries**

# Grid Index





# CLAIM

- Can quickly find records with
  - key 1 =  $V_i$   $\wedge$  Key 2 =  $X_j$
  - key 1 =  $V_i$
  - key 2 =  $X_j$

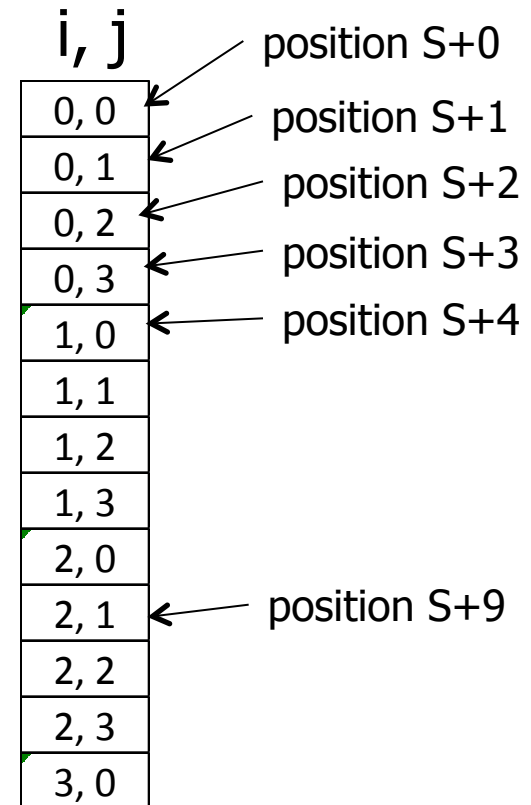
# CLAIM

- Can quickly find records with
  - key 1 =  $V_i \wedge$  Key 2 =  $X_j$
  - key 1 =  $V_i$
  - key 2 =  $X_j$
  
- And also ranges....
  - E.g., key 1  $\geq V_i \wedge$  key 2  $< X_j$

- How do we find entry  $i, j$  in linear structure?

max number of  
 $i$  values  $N=4$

$\text{pos}(i, j) =$



- How do we find entry  $i, j$  in linear structure?

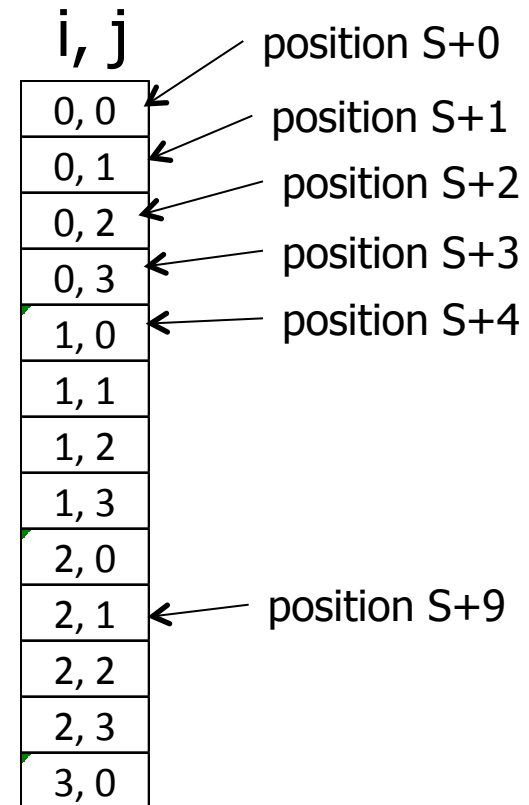
max number of  
 $i$  values  $N=4$

$$\text{pos}(i, j) = S + iN + j$$

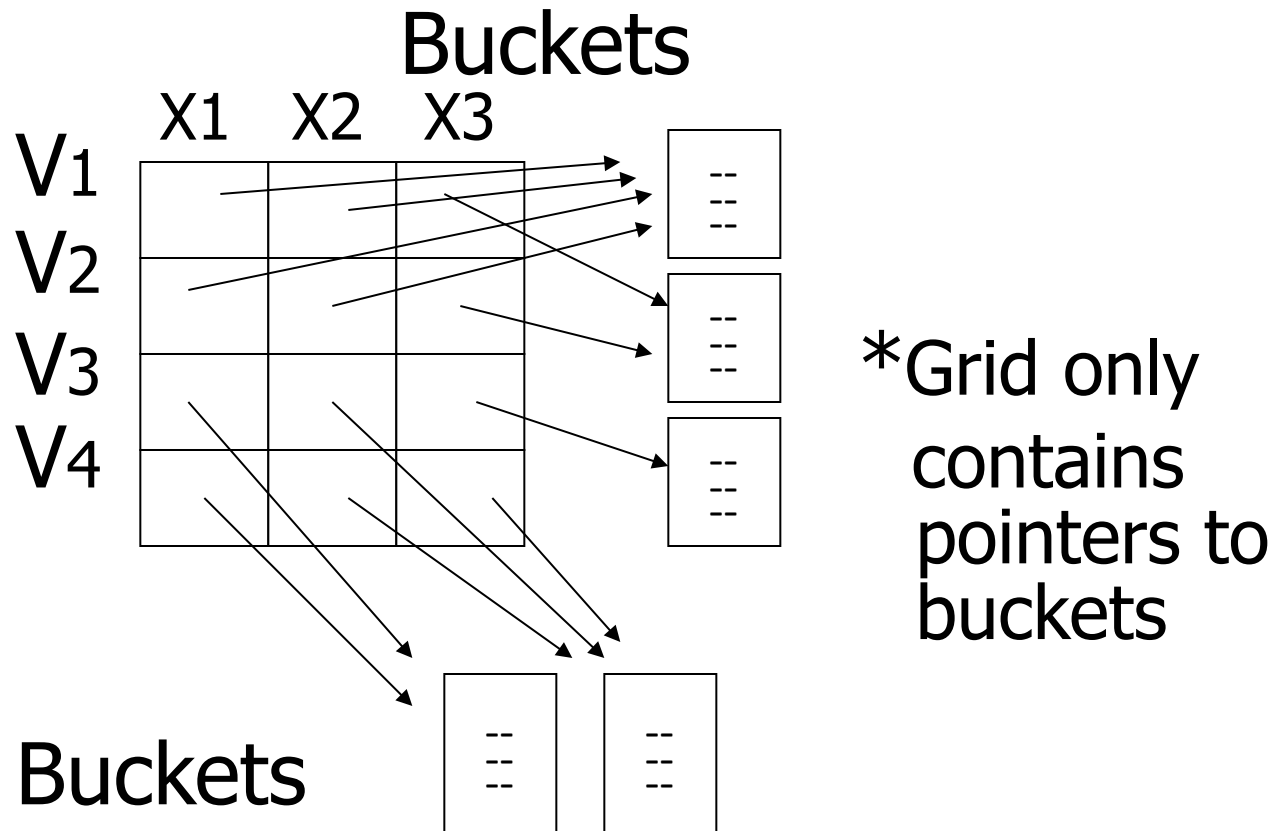
Issue: Cells must be same size,  
and  $N$  must be constant!



Issue: Some cells may overflow,  
some may be sparse...



# Solution: Use Indirection



# With indirection:


- Grid can be regular without wasting space
- We do have price of indirection

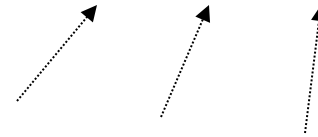
# Can also index grid on value ranges

Salary

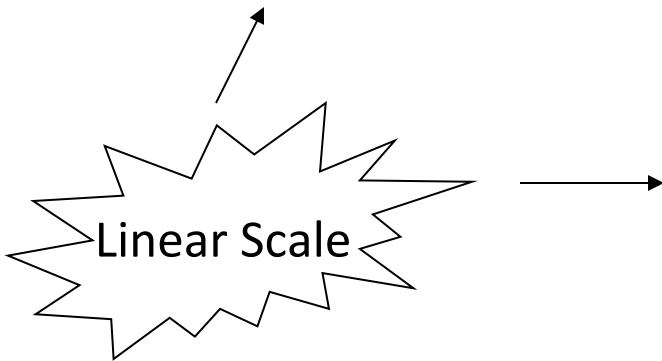
Grid

0-20K	1
20K-50K	2
50K- $\infty$	3



1	2	3
Toy	Sales	Personnel



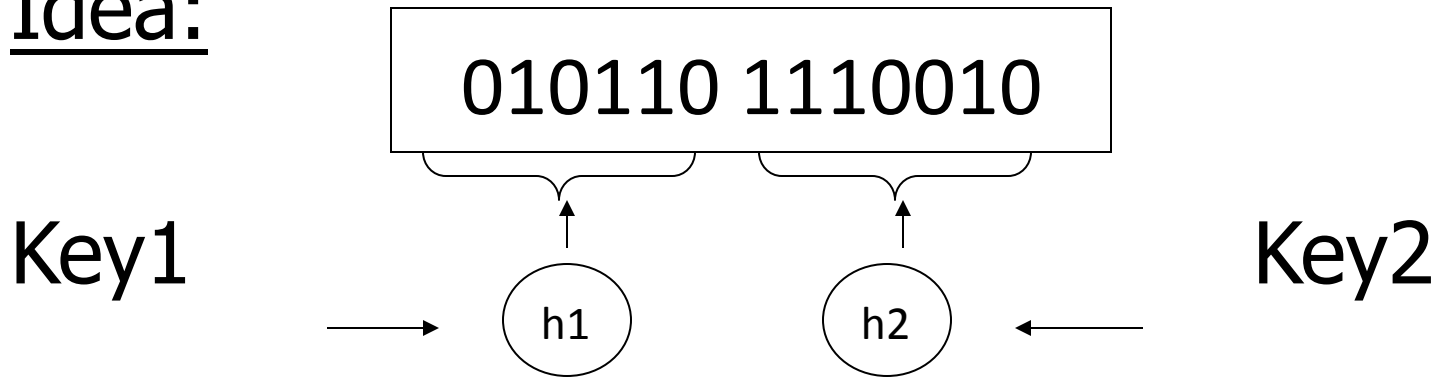
# Grid files

- ⊕ Good for multiple-key search
- ⊖ Space, management overhead  
(nothing is free)
- ⊖ Need partitioning ranges that evenly split keys



# Partitioned hash function

Idea:



# EX:

h1(toy) = 0

h1(sales) = 1

h1(art) = 1

.

h2(10k) = 01

h2(20k) = 11

h2(30k) = 01

h2(40k) = 00

000

001

010

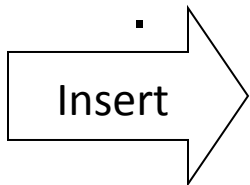
011

100

101

110

111

<Fred,toy,10k>, <Joe,sales,10k>  
<Sally,art,30k>

# EX:

h1(toy) = 0

h1(sales) = 1

h1(art) = 1

.

h2(10k) = 01

h2(20k) = 11

h2(30k) = 01

h2(40k) = 00

000

001

010

011

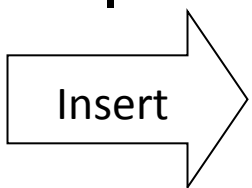
100

101

110

111

<Fred>
<Joe><Sally>



<Fred,toy,10k> , <Joe,sales,10k>  
<Sally,art,30k>

# EX:

h1(toy) = 0

h1(sales) = 1

h1(art) = 1

.

h2(10k) = 01

h2(20k) = 11

h2(30k) = 01

h2(40k) = 00

.

000

001

010

011

100

101

110

111

<Fred>
<Joe><Jan>
<Mary>
<Sally>
<Tom><Bill>
<Andy>

Find Emp. with Dept. = Sales  $\wedge$  Sal=40k

# EX:

h1(toy) = 0

h1(sales) = 1

h1(art) = 1

.

h2(10k) = 01

h2(20k) = 11

h2(30k) = 01

h2(40k) = 00

.

000

<Fred>

001

<Joe><Jan>

010

<Mary>

011

100

<Sally>

101

110

<Tom><Bill>

111

<Andy>

Find Emp. with Dept. = Sales  $\wedge$  Sal=40k

# EX:

h1(toy) = 0

h1(sales) = 1

h1(art) = 1

.

h2(10k) = 01

h2(20k) = 11

h2(30k) = 01

h2(40k) = 00

.

Find Emp. with Sal=30k

000

<Fred>

001

<Joe><Jan>

010

<Mary>

011

100

<Sally>

101

110

<Tom><Bill>

111

<Andy>

# EX:

h1(toy) = 0

h1(sales) = 1

h1(art) = 1

.

h2(10k) = 01

h2(20k) = 11

h2(30k) = 01

h2(40k) = 00

.

Find Emp. with Sal=30k

000	<Fred>
001	<Joe><Jan>
010	<Mary>
011	
100	<Sally>
101	
110	<Tom><Bill>
111	<Andy>

# EX:

h1(toy) = 0

h1(sales) = 1

h1(art) = 1

.

h2(10k) = 01

h2(20k) = 11

h2(30k) = 01

h2(40k) = 00

.

Find Emp. with Dept. = Sales

000

001

010

011

100

101

110

111

<Fred>
<Joe><Jan>
<Mary>
<Sally>
<Tom><Bill>
<Andy>



# EX:

h1(toy) = 0

h1(sales) = 1

h1(art) = 1

.

h2(10k) = 01

h2(20k) = 11

h2(30k) = 01

h2(40k) = 00

.

Find Emp. with Dept. = Sales

000

001

010

011

100

101

110

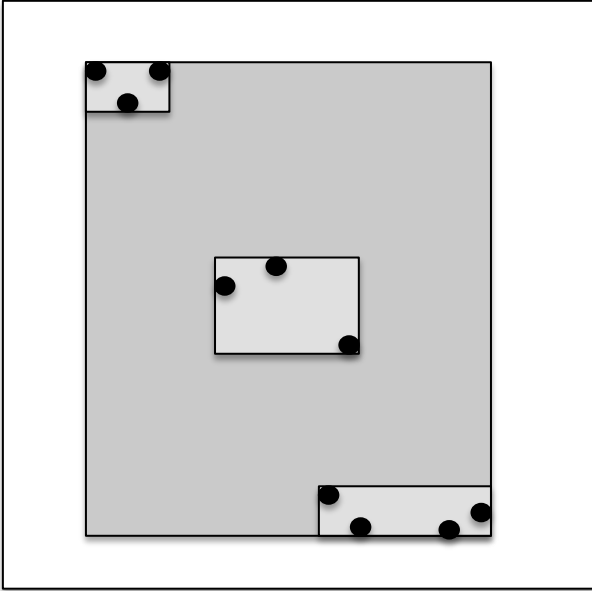
111

<Fred>
<Joe><Jan>
<Mary>
<Sally>
<Tom><Bill>
<Andy>

# R-tree

- Nodes can store up to **M** entries
  - Minimum fill requirement (depends on variant)
- Each node rectangle in **n**-dimensional space
  - Minimum Bounding Rectangle (MBR) of its children
- MBRs of siblings are allowed to overlap
  - Different from B-trees
- balanced

# Data Space



[5-7]	[9-15]	[13-19]	
[20-24]	[12-16]	[2-4]	

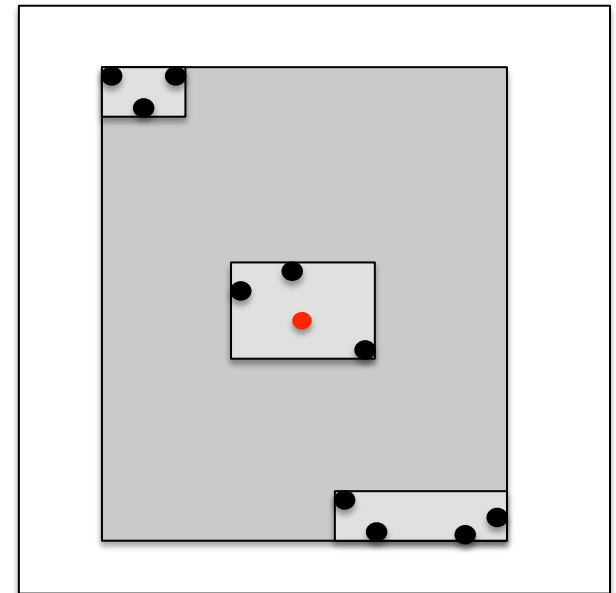
[5]	[6]	[7]	
[24]	[20]	[24]	

[13]	[14]	[18]	[19]
[4]	[2]	[2]	[3]

[9]	[11]	[15]	
[15]	[16]	[12]	

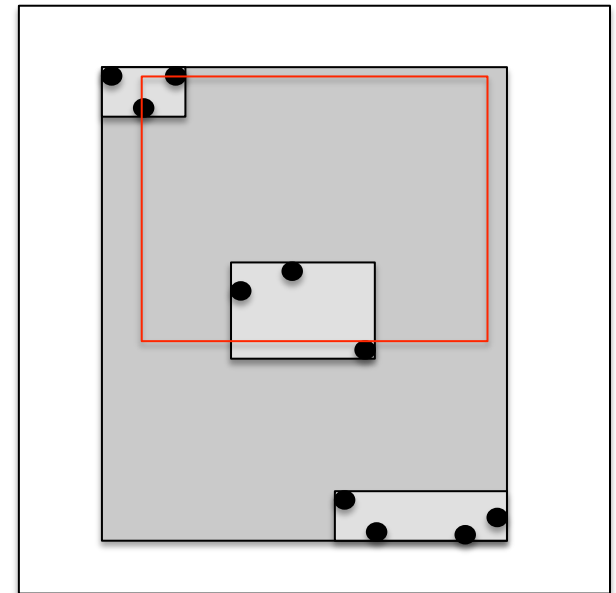
# R-tree - Search

- Point Search
  - Search for  $p = \langle x_i, y_i \rangle$
  - Keep list of potential nodes
    - Needed because of overlap
  - Traverse to child if MBR of child contains  $p$



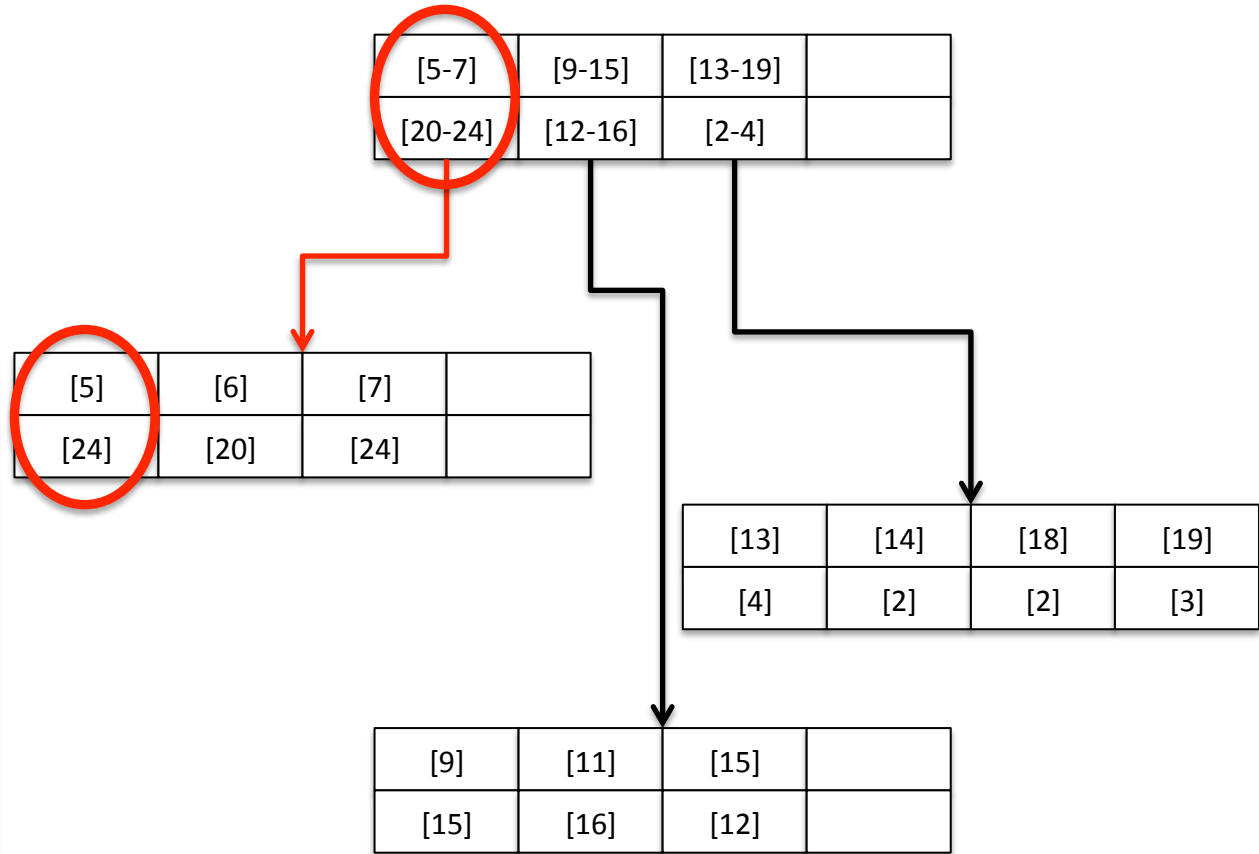
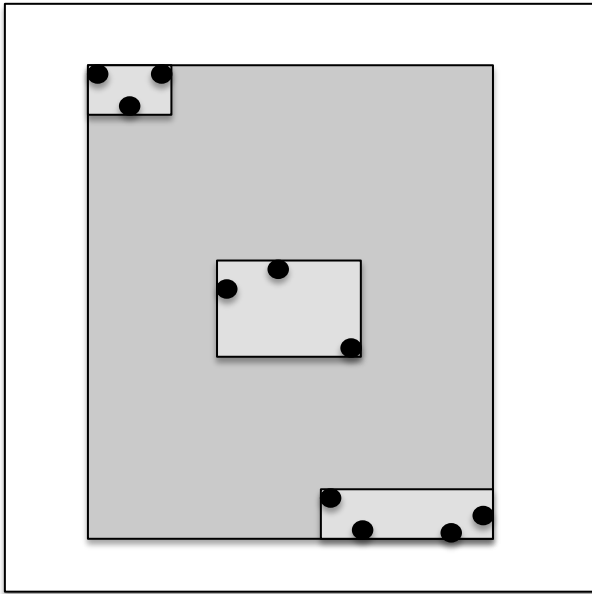
# R-tree - Search

- Point Search
  - Search for points in region =  $\langle [x_{\min} - x_{\max}], [y_{\min} - y_{\max}] \rangle$
  - Keep list of potential nodes
  - Traverse to child if MBR of child overlaps with query region



Search <5,24>

Data Space



# R-tree - Insert

- Similar to B-tree, but more complex
  - Overlap -> multiple choices where to add entry
  - Split harder because more choice how to split node (compare B-tree = 1 choice)
- 1) Find potential subtrees for current node
  - Choose one for insert (heuristic, e.g., the one the would grow the least)
  - Continue until leaf is found

# R-tree - Insert

- 2) Insert into leaf
- 3) Leaf is full? -> split
  - Find best split (minimum overlap between new nodes) is hard ( $O(2^M)$ )
  - Use linear or quadratic heuristics (original paper)
- 4) Adapt parents if necessary



# R-tree - Delete

- 1) Find leaf node that contains entry
- 2) Delete entry
- 3) Leaf node underflow?
  - Remove leaf node and cache entries
  - Adapt parents
  - Reinsert deleted entries

# Bitmap Index

- Domain of values  $D = \{d_1, \dots, d_n\}$ 
  - Gender {male, female}
  - Age {1, ..., 120?}
- Use one vector of bits for each value
  - One bit for each record
    - 0: record has different value in this attribute
    - 1: record has this value

# Bitmap Index Example

Age

1	2	3
1	0	0
0	1	0
1	0	0
0	0	1

Todlers

Name	Age	Gender
Peter	1	male
Gertrud	2	female
Joe	1	male
Marry	3	female

Gender

male	female
1	0
0	1
1	0
0	1

# Bitmap Index Example

Age

1	2	3
1	0	0
0	1	0
1	0	0
0	0	1

Todlers

Name	Age	Gender
Peter	1	male
Gertrud	2	female
Joe	1	male
Marry	3	female

Gender

male	female
1	0
0	1
1	0
0	1

Find all toddlers with age **2** and sex **female**:  
Bitwise-and between vectors

0
1
0
0

# Bitmap Index Example

Age

1	2	3
1	0	0
0	1	0
1	0	0
0	0	1

Todlers

Name	Age	Gender
Peter	1	male
Gertrud	2	female
Joe	1	male
Marry	3	female

Gender

male	female
1	0
0	1
1	0
0	1

Find all toddlers with age **2** or sex **female**:  
Bitwise-or between vectors

0
1
0
1

# Compression

- Observation:
  - Each record has one value in indexed attribute
  - For  $N$  records and domain of size  $|D|$ 
    - Only  $1/|D|$  bits are 1
  - -> waste of space
- Solution
  - Compress data
  - Need to make sure that **and** and **or** is still fast

# Run length encoding (RLE)

- Instead of actual 0-1 sequence encode length of 0 or 1 runs
- One bit to indicate whether 0/1 run + several bits to encode run length
- But how many bits to use to encode a run length?
  - Gamma codes or similar to have variable number of bits

# RLE Example

- 0001 0000 1110 1111           **(2 bytes)**
- 3, 1,4,     3, 1,4           **(6 bytes)**
- -> if we use one byte to encode a run we have  
7 bits for length = max run length is 128(127)



# Elias Gamma Codes

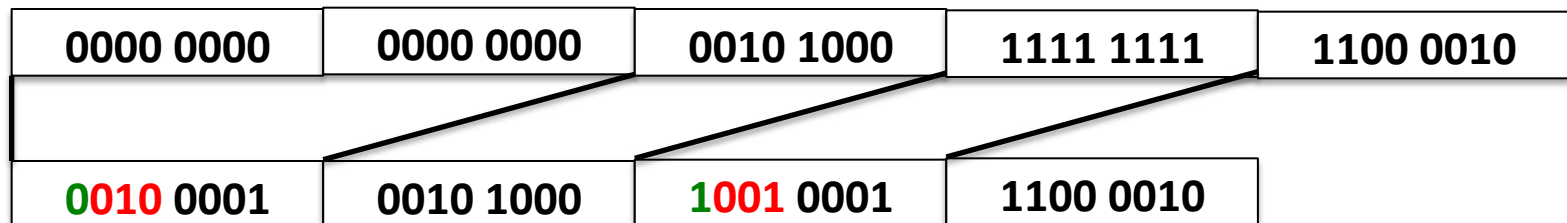
- $X = 2^N + (x \bmod 2^N)$ 
  - Write N as N zeros followed by one 1
  - Write  $(x \bmod 2^N)$  as N bit number
- $18 = 2^4 + 2 = 000010010$
- 0001 0000 1110 1111 (2 bytes)
- 3, 1,4, 3, 1,4 (6 bytes)
- 0111 0010 0011 1001 00 (3 bytes)

# Hybrid Encoding

- Run length encoding
  - Can waste space
  - And/or run length not aligned to byte/word boundaries
- Encode some bytes of sequence as is and only store long runs as run length
  - EWAH
  - BBC (that's what Oracle uses)

# Extended Word aligned Hybrid (EWAH)

- Segment sequence in machine words (64bit)
- Use two types of words to encode
  - Literal words, taken directly from input sequence
  - Run words
    - $\frac{1}{2}$  word is used to encode a run
    - $\frac{1}{2}$  word is used to encode how many literals follow



# Bitmap Indices

- Fast for read intensive workloads
  - Used a lot in datawarehousing
- Often build on the fly during query processing
  - As we will see later in class

# Trie

- From Retrieval
- Tree index structure
- Keys are sequences of values from a domain  $D$ 
  - $D = \{0,1\}$
  - $D = \{a,b,c,\dots,z\}$
- Key size may or may not be fixed
  - Store 4-byte integers using  $D = \{0,1\}$  (32 elements)
  - Strings using  $D = \{a,\dots,z\}$  (arbitrary length)

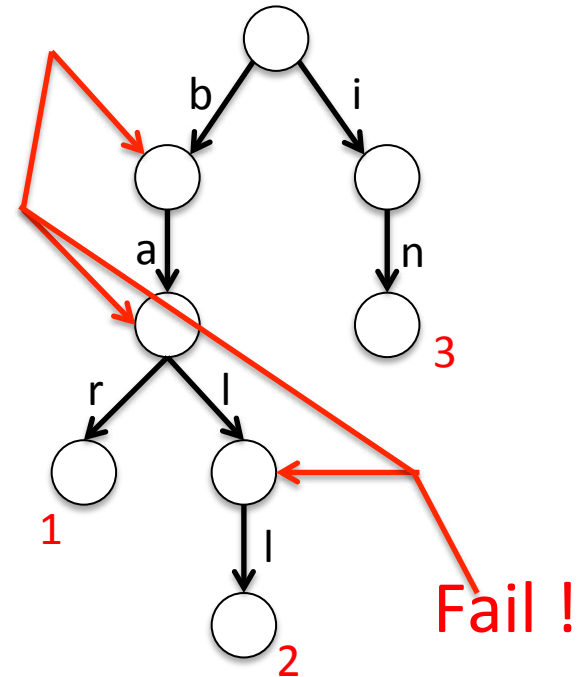
# Trie

- Each node has pointers to  $|D|$  child nodes
  - One for each value of  $D$
- Searching for a key  $k = [d_1, \dots, d_n]$ 
  - Start at the root
  - Follow child for value  $d_i$

# Trie Example

**Words:** bar, ball, in

Search for **bald**



# Tries Implementation

- 1) Each node has an array of child pointers
- 2) Each node has a list or hash table of child pointers
- 3) array compression schemes derived from compressed DFA representations



# Summary

## Discussion:

- Conventional Indices
- B-trees
- Hashing (extensible, linear)
- SQL Index Definition
- Index vs. Hash
- Multiple Key Access
- Multi Dimensional Indices
  - Variations: Grid, R-tree,
- Partitioned Hash
- Bitmap indices and compression
- Tries

# CS 525: Advanced Database Organisation



## 07: Query Processing Overview

Boris Glavic

Slides: adapted from a [course](#) taught by [Hector Garcia-Molina](#), Stanford InfoLab



# Query Processing

Q  $\rightarrow$  Query Plan



# Query Processing

Q  $\rightarrow$  Query Plan

Focus: Relational Systems

- Others?



# Example

Select B,D

From R,S

Where  $R.A = \text{"c"} \wedge S.E = 2$

$R.C = S.C$

R	A	B	C
a	1	10	
b	1	20	
c	2	10	
d	2	35	
e	3	45	

S	C	D	E
	10	x	2
	20	y	2
	30	z	2
	40	x	1
	50	y	3

R	A	B	C	S	C	D	E
a	1	10		10	x	2	
b	1	20		20	y	2	
c	2	10		30	z	2	
d	2	35		40	x	1	
e	3	45		50	y	3	

Answer

B	D
2	x

- How do we execute query?

One idea

- Do Cartesian product
- Select tuples
- Do projection

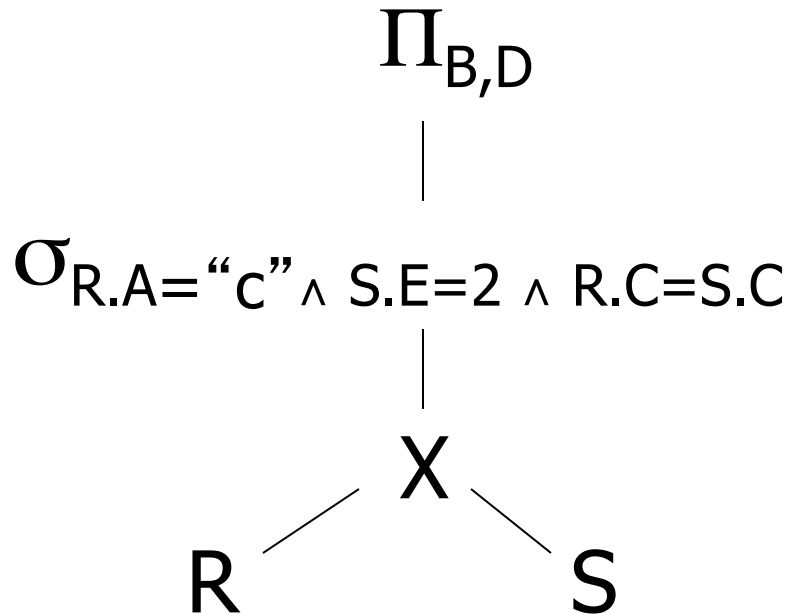


RXS	R.A	R.B	R.C	S.C	S.D	S.E
a	1	10	10	x	2	
a	1	10	20	y	2	
.						
.						
C	2	10	10	x	2	
.						
.						

RXS	R.A	R.B	R.C	S.C	S.D	S.E
	a	1	10	10	x	2
	a	1	10	20	y	2
	.					
	.					
Bingo! →	C	2	10	10	x	2
Got one...	.					
	.					

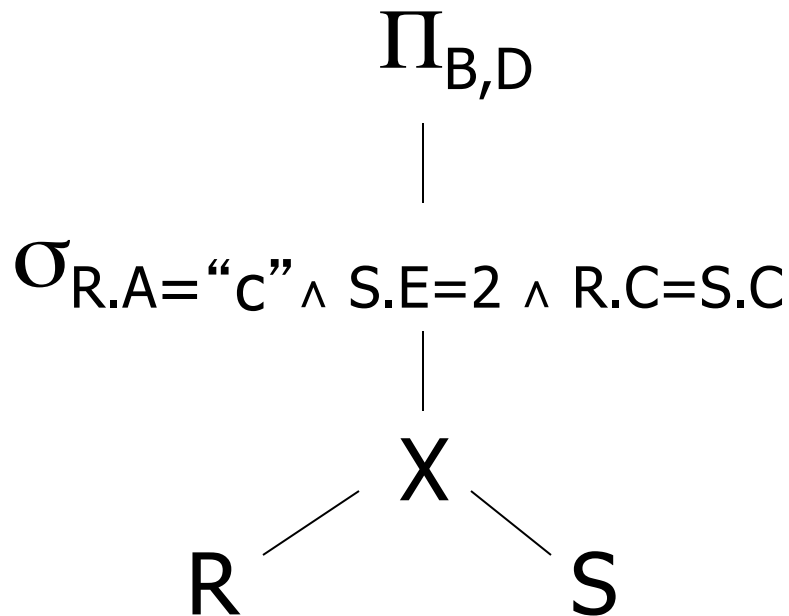
# Relational Algebra - can be used to describe plans...

## Ex: Plan I



# Relational Algebra - can be used to describe plans...

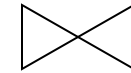
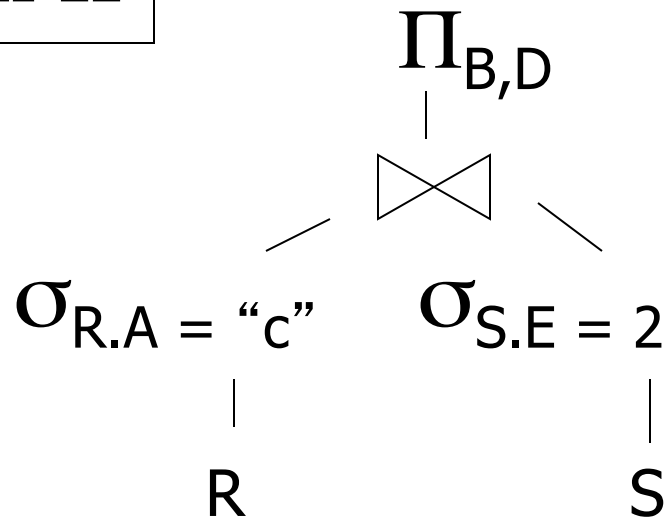
Ex: Plan I



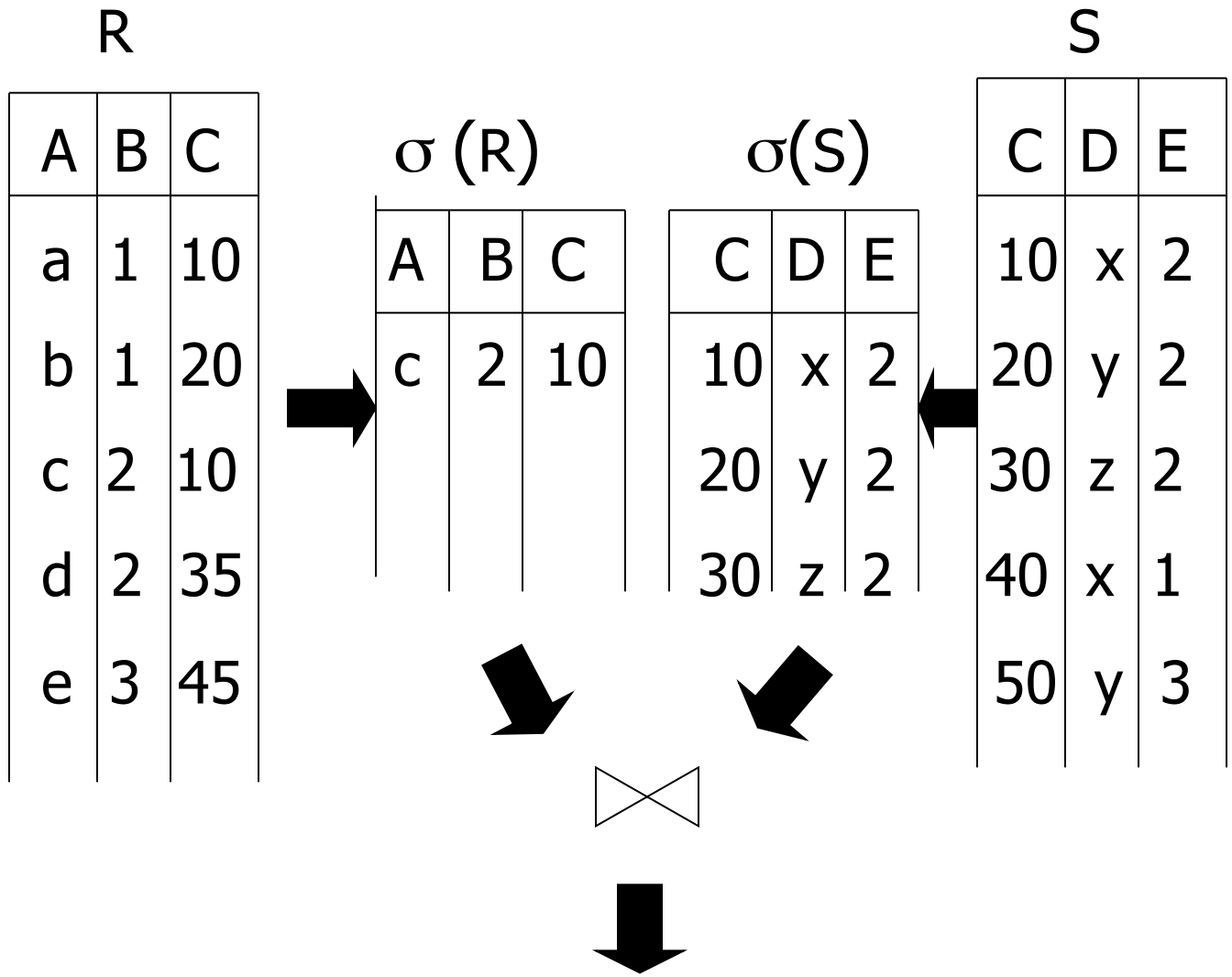
OR:  $\Pi_{B,D} [ \sigma_{R.A="C" \wedge S.E=2 \wedge R.C=S.C} (RXS) ]$

# Another idea:

Plan II



natural join



# Plan III

## Use R.A and S.C Indexes

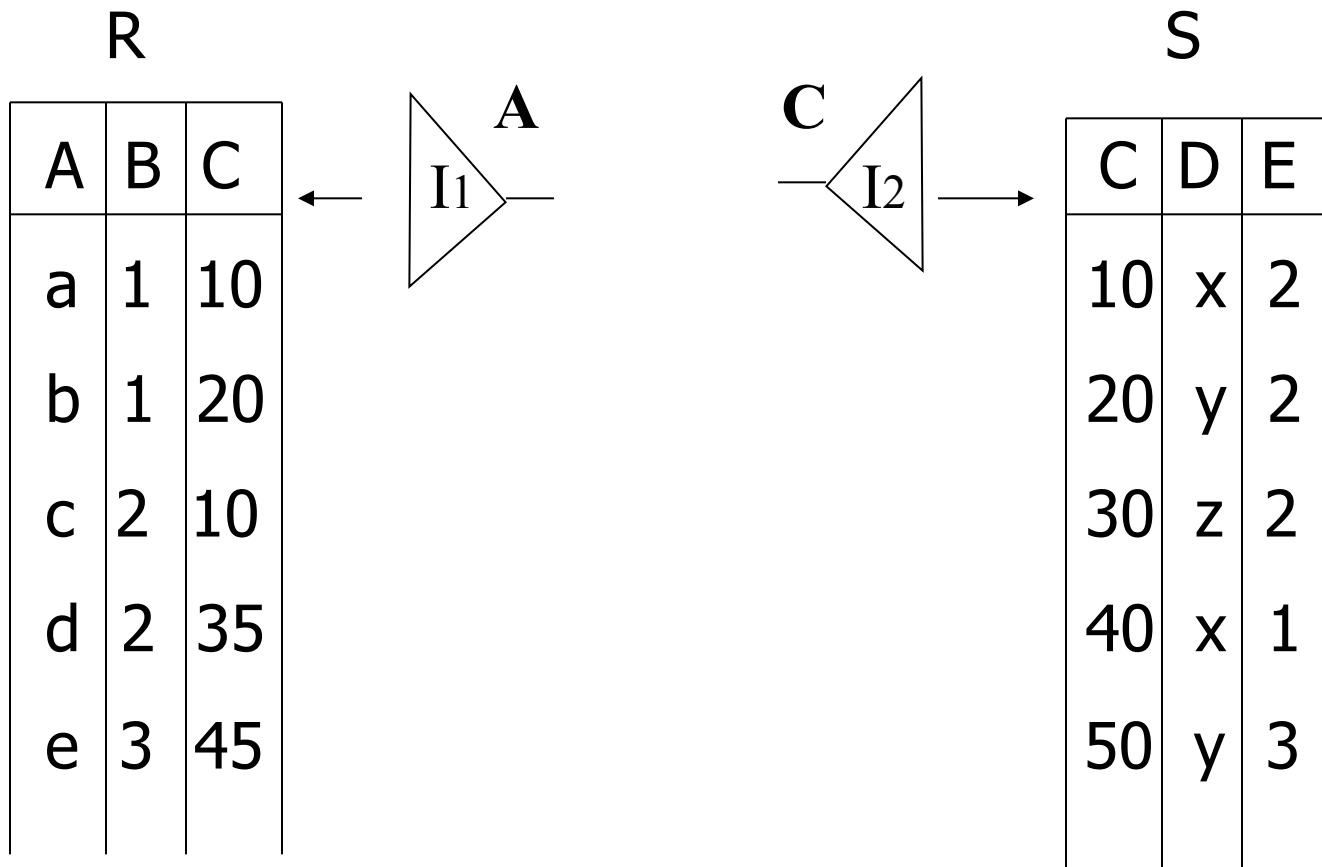
- (1) Use R.A index to select R tuples with R.A = “c”
- (2) For each R.C value found, use S.C index to find matching tuples

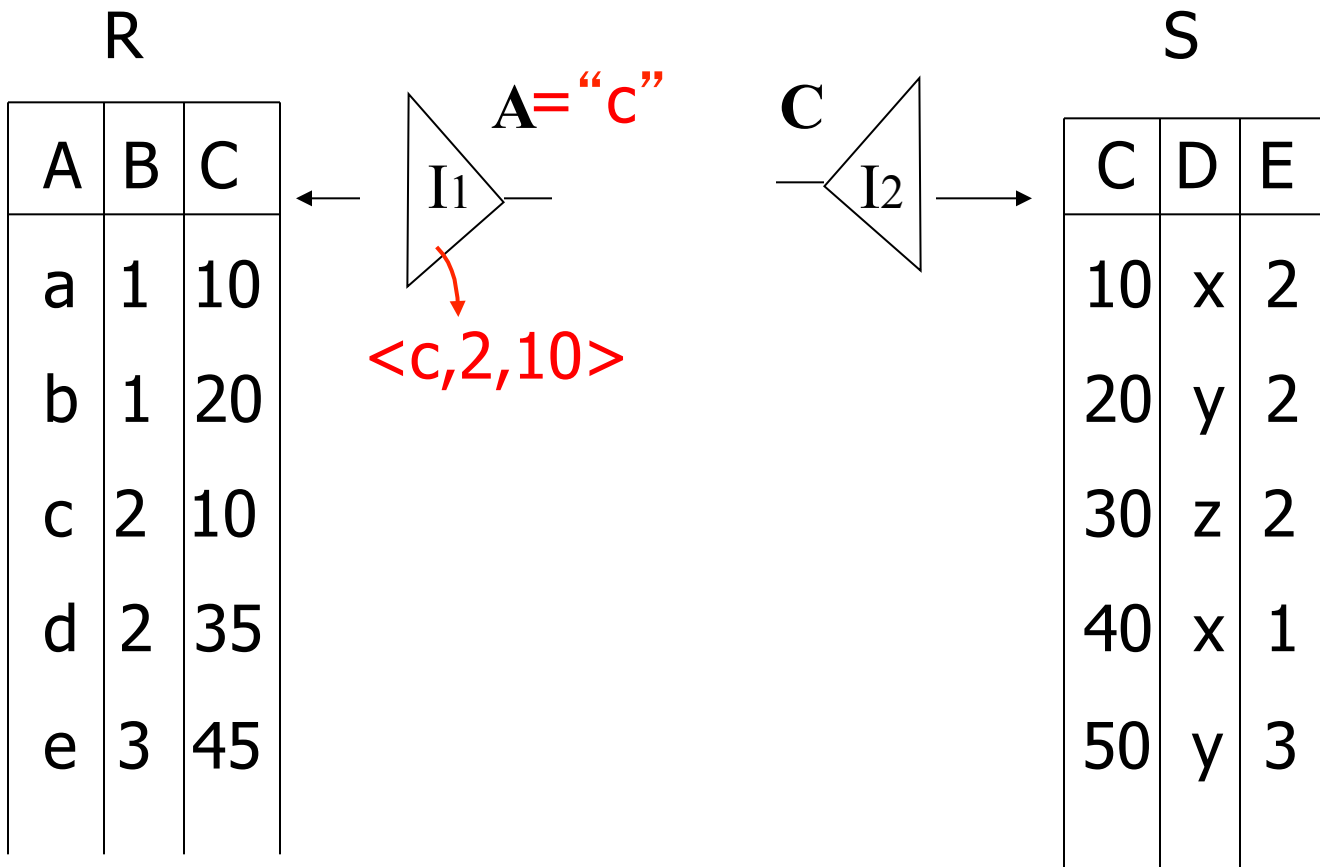
# Plan III

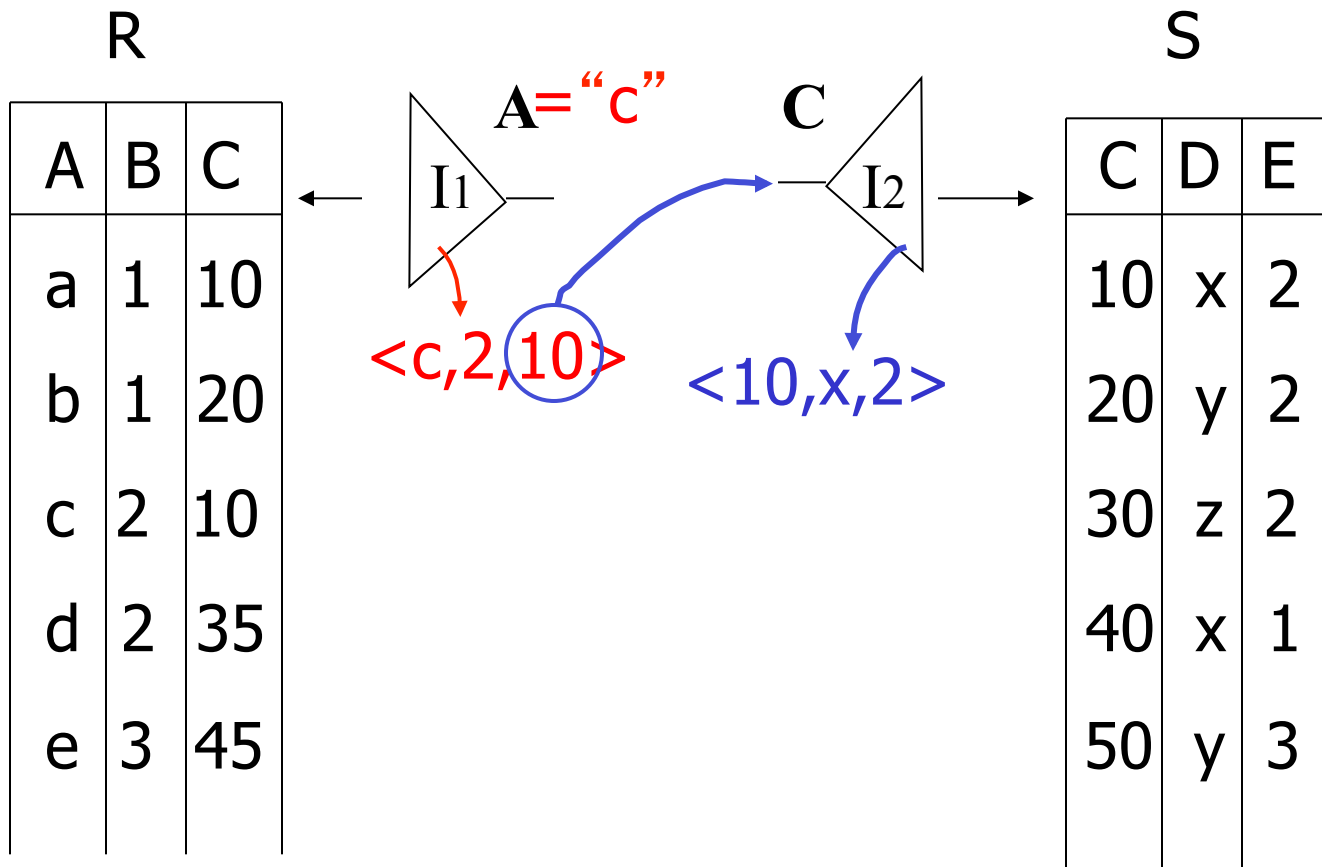
## Use R.A and S.C Indexes

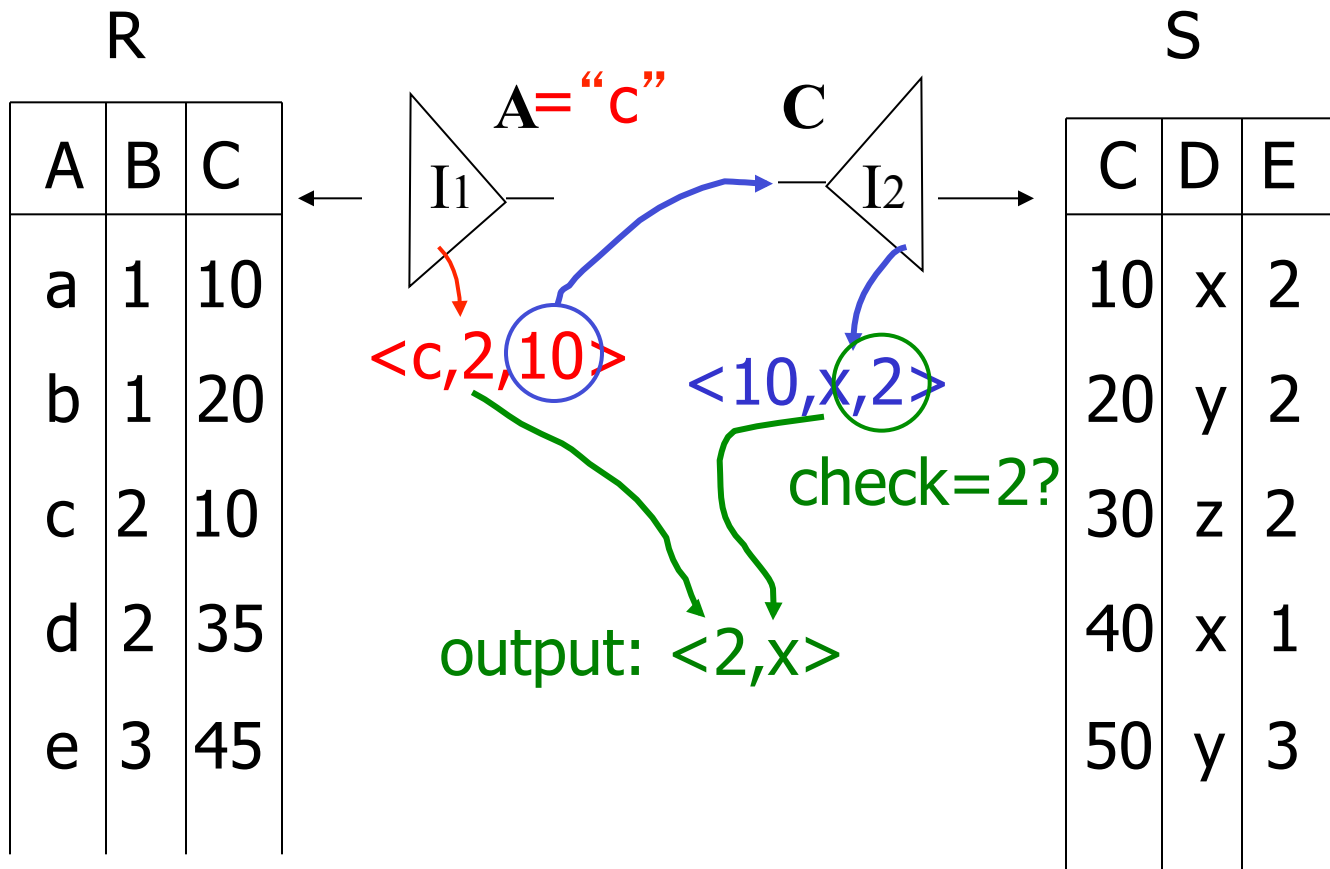
- (1) Use R.A index to select R tuples with R.A = “c”
- (2) For each R.C value found, use S.C index to find matching tuples
- (3) Eliminate S tuples S.E  $\neq$  2
- (4) Join matching R,S tuples, project B,D attributes and place in result

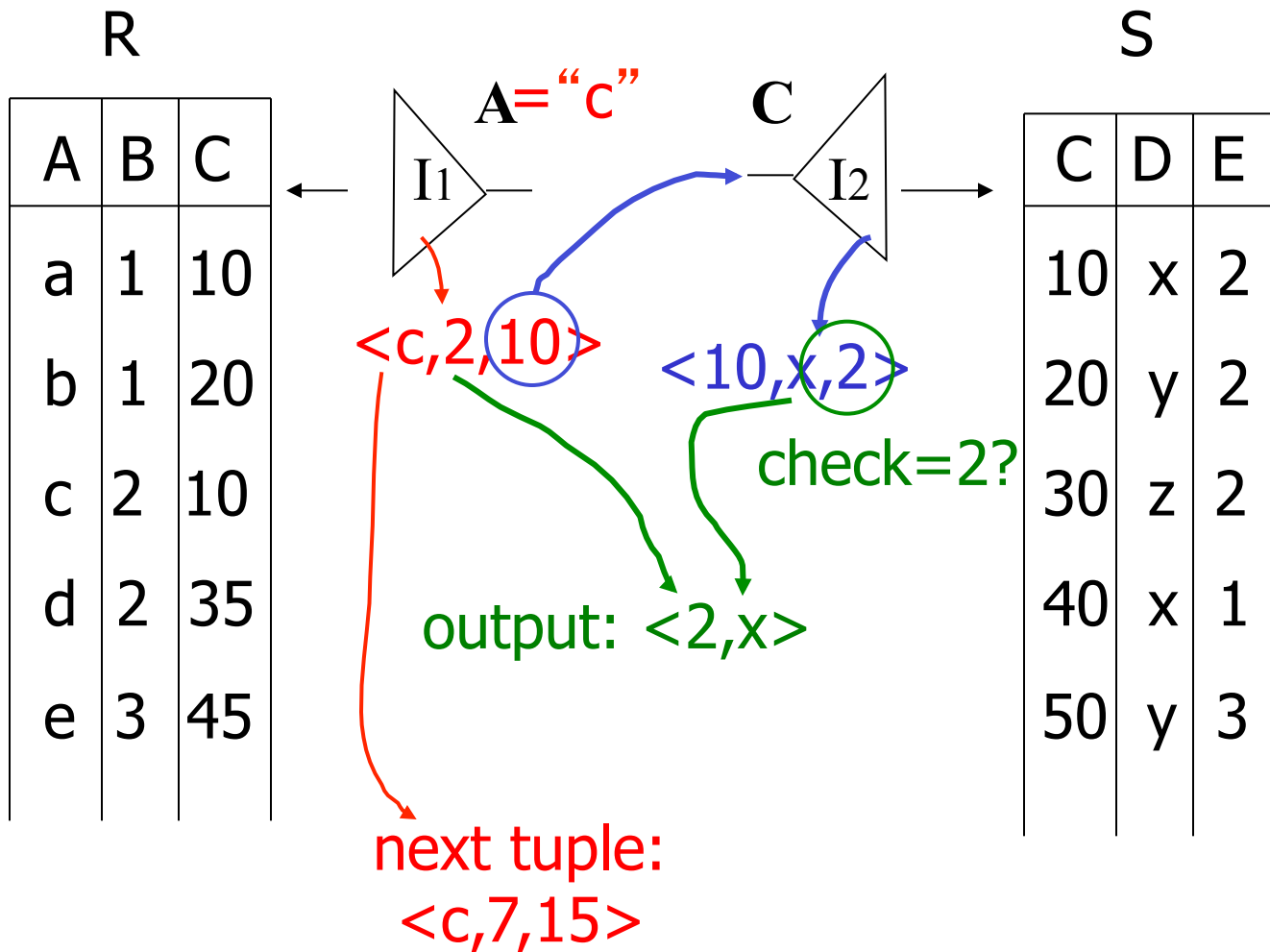




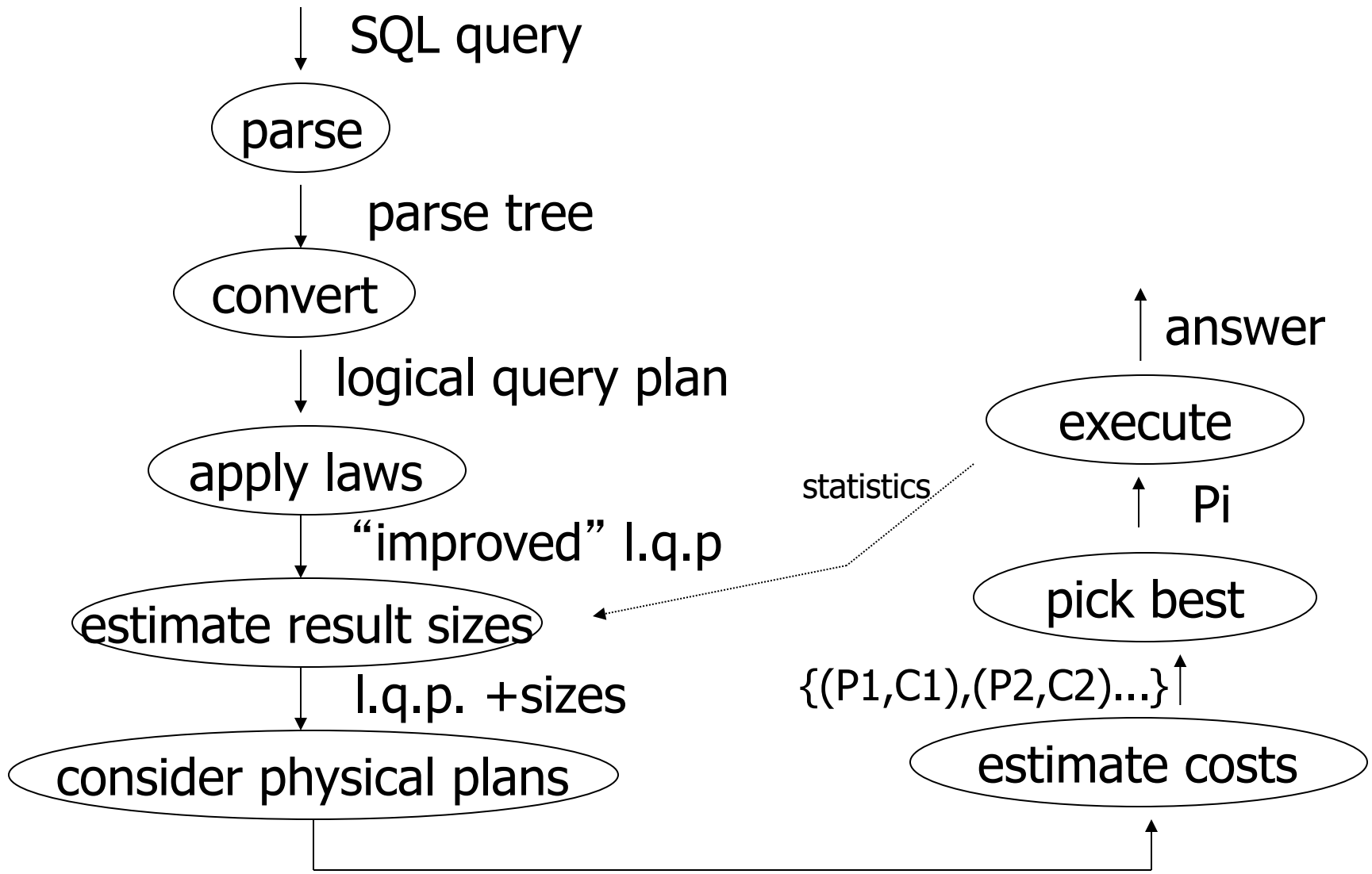








# Overview of Query Optimization



{P1,P2,.....}

## Example: SQL query

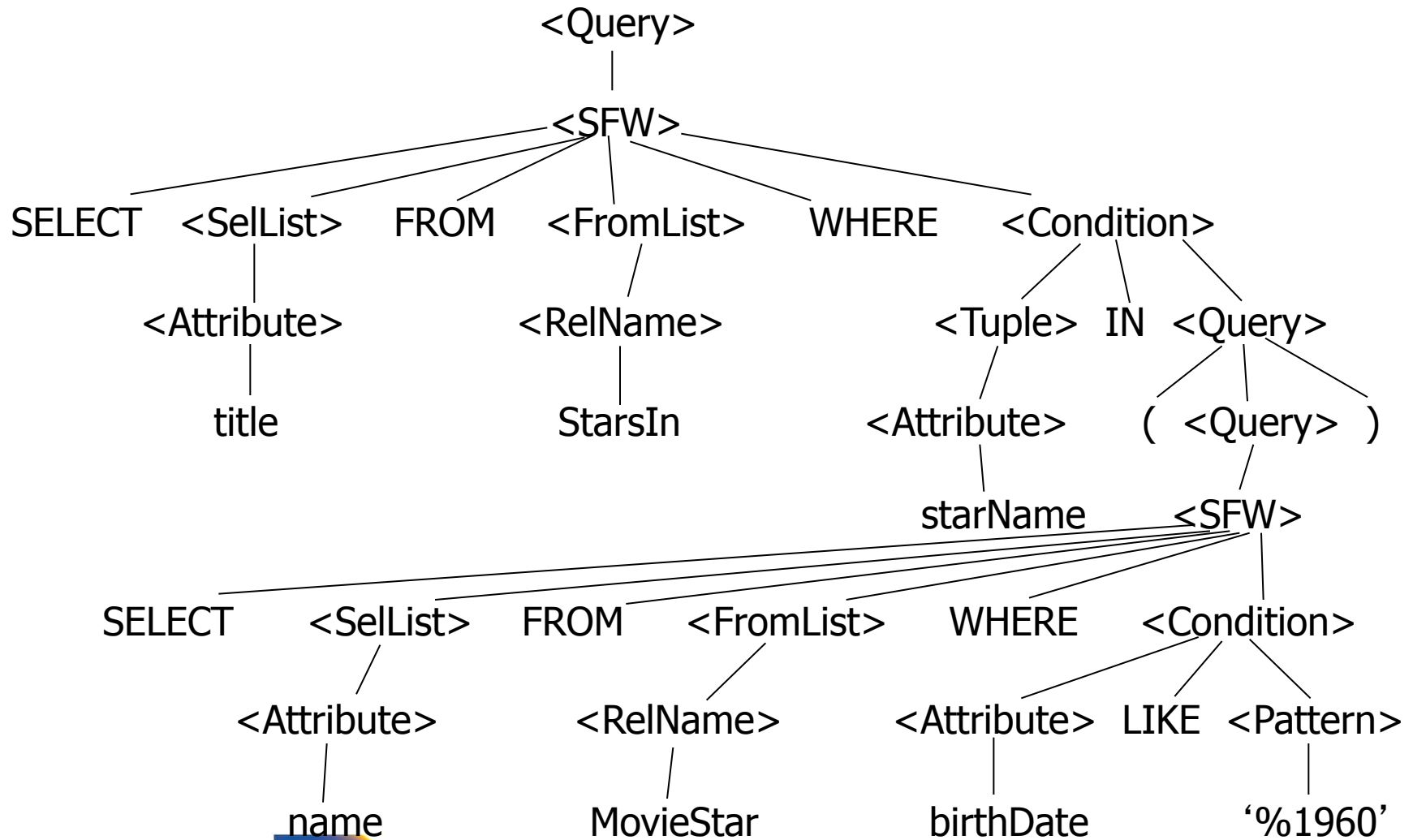
```
SELECT title
FROM StarsIn
WHERE starName IN (
    SELECT name
    FROM MovieStar
    WHERE birthdate LIKE '%1960'
);
```

(Find the movies with stars born in 1960)





# Example: Parse Tree



# Example: Generating Relational Algebra

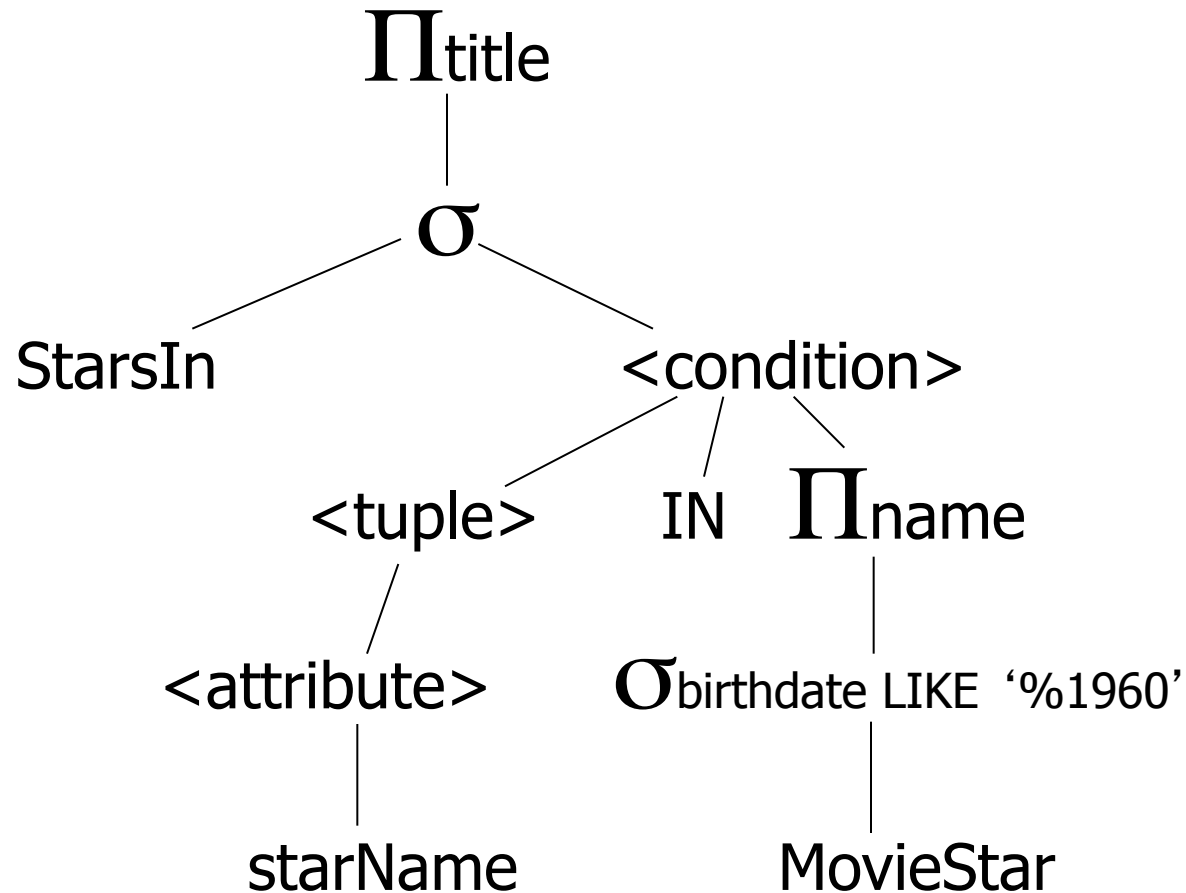


Fig. 7.15: An expression using a two-argument  $\sigma$ , midway between a parse tree and relational algebra

# Example: Logical Query Plan

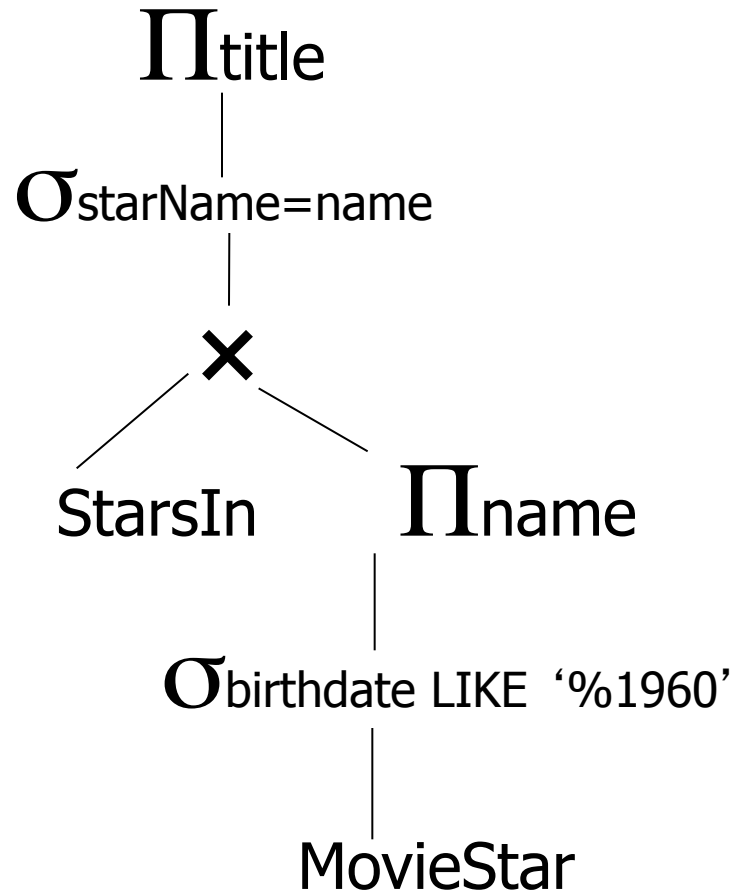
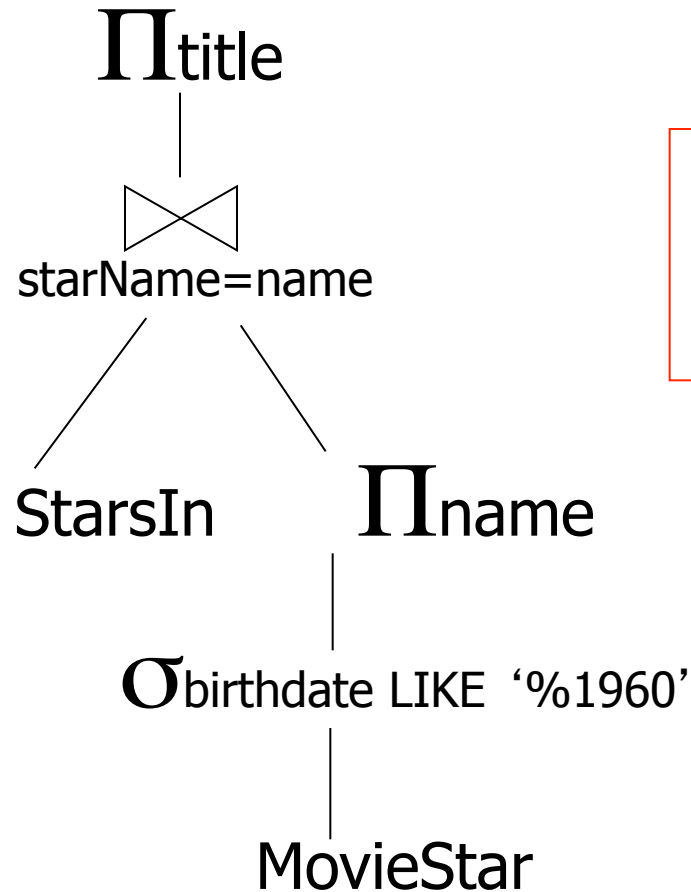


Fig. 7.18: Applying the rule for IN conditions

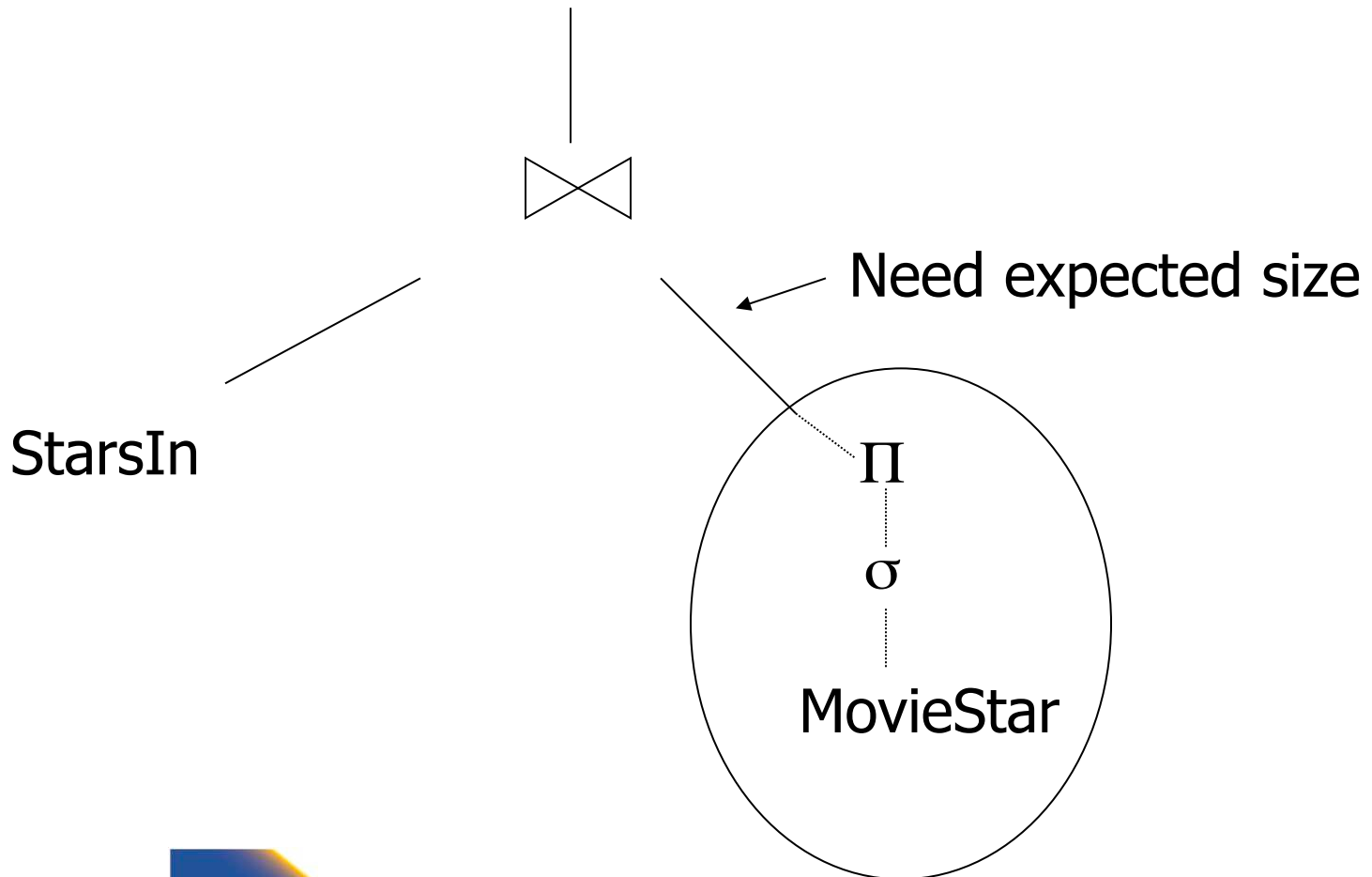
# Example: Improved Logical Query Plan



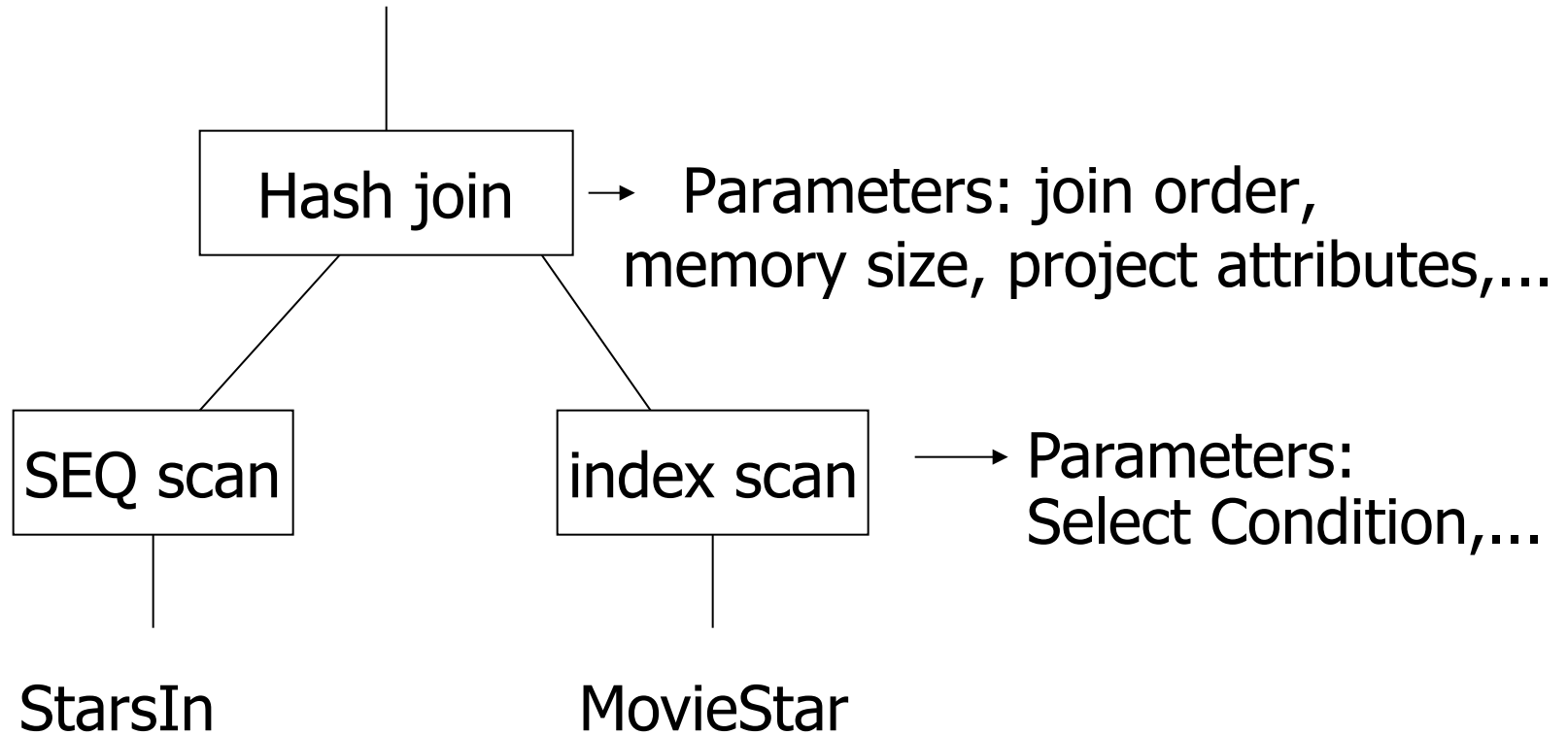
Question:  
Push project to  
StarsIn?

Fig. 7.20: An improvement on fig. 7.18.

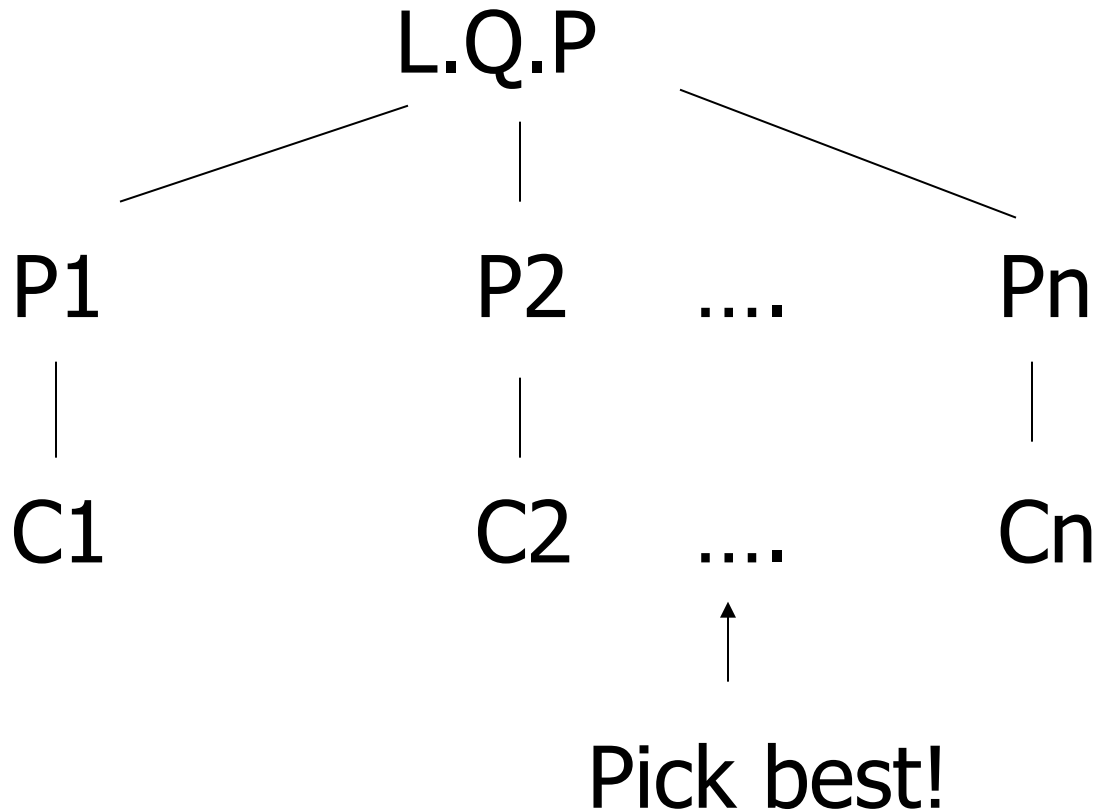
# Example: Estimate Result Sizes



# Example: One Physical Plan



# Example: Estimate costs



# CS 525: Advanced Database Organisation



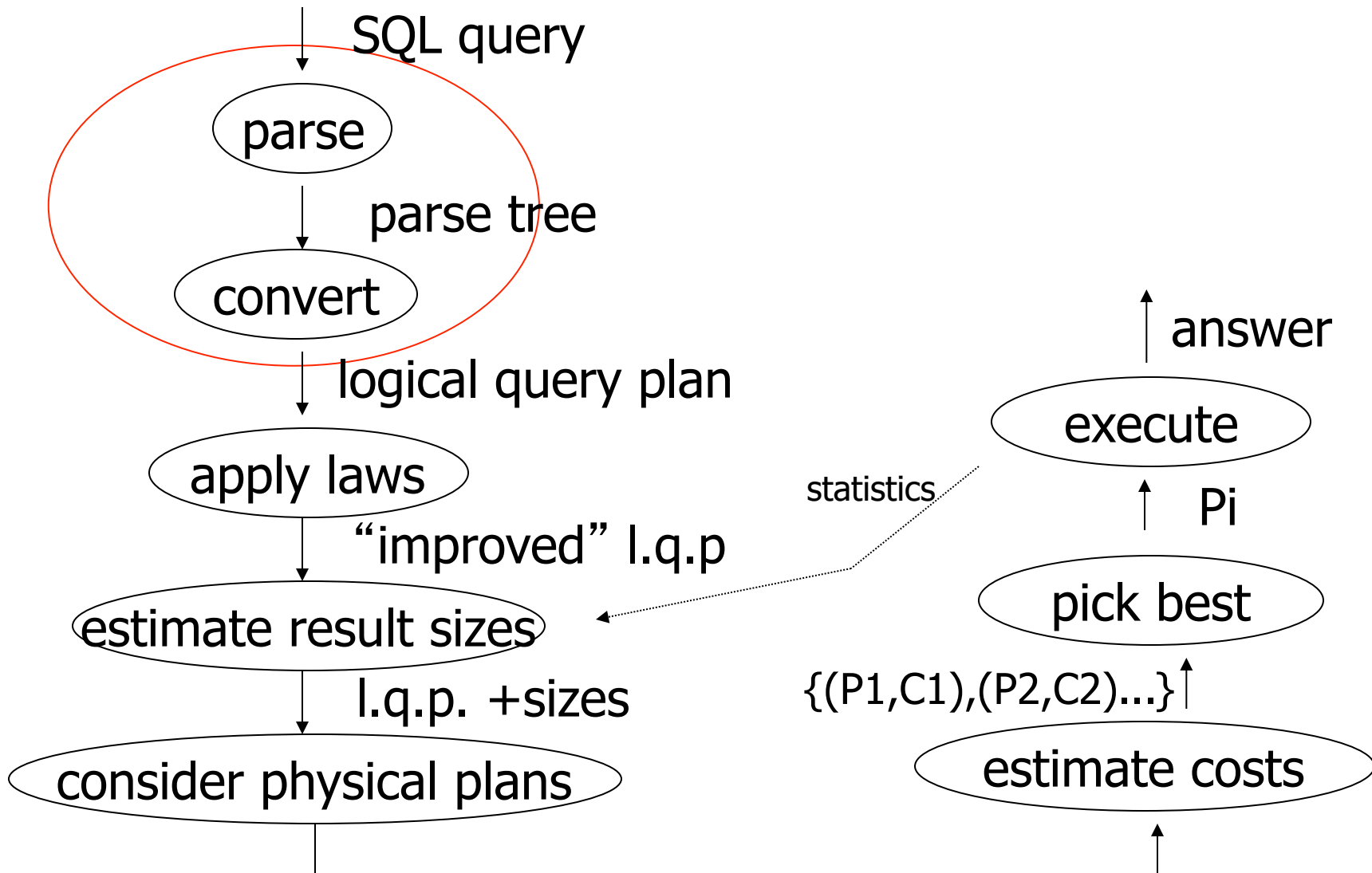
## 08: Query Processing Parsing and Analysis

Boris Glavic

Slides: adapted from a [course](#) taught by [Hector Garcia-Molina](#), Stanford InfoLab







{P1,P2,.....}

# Parsing, Analysis, Conversion

## 1. Parsing

- Transform SQL text into syntax tree

## 2. Analysis

- Check for semantic correctness
- Use database catalog
- E.g., unfold views, lookup functions and attributes, check scopes

## 3. Conversion

- Transform into internal representation
- Relational algebra or QBM



# Analysis and Conversion

- Usually intertwined
- The internal representation is used to store analysis information
- Create an initial representation and complete during analysis

# Parsing, Analysis, Conversion

1. Parsing

2. Analysis

3. Conversion

# Parsing

- SQL -> Parse Tree
- Covered in compiler courses and books
- Here only short overview

# SQL Standard

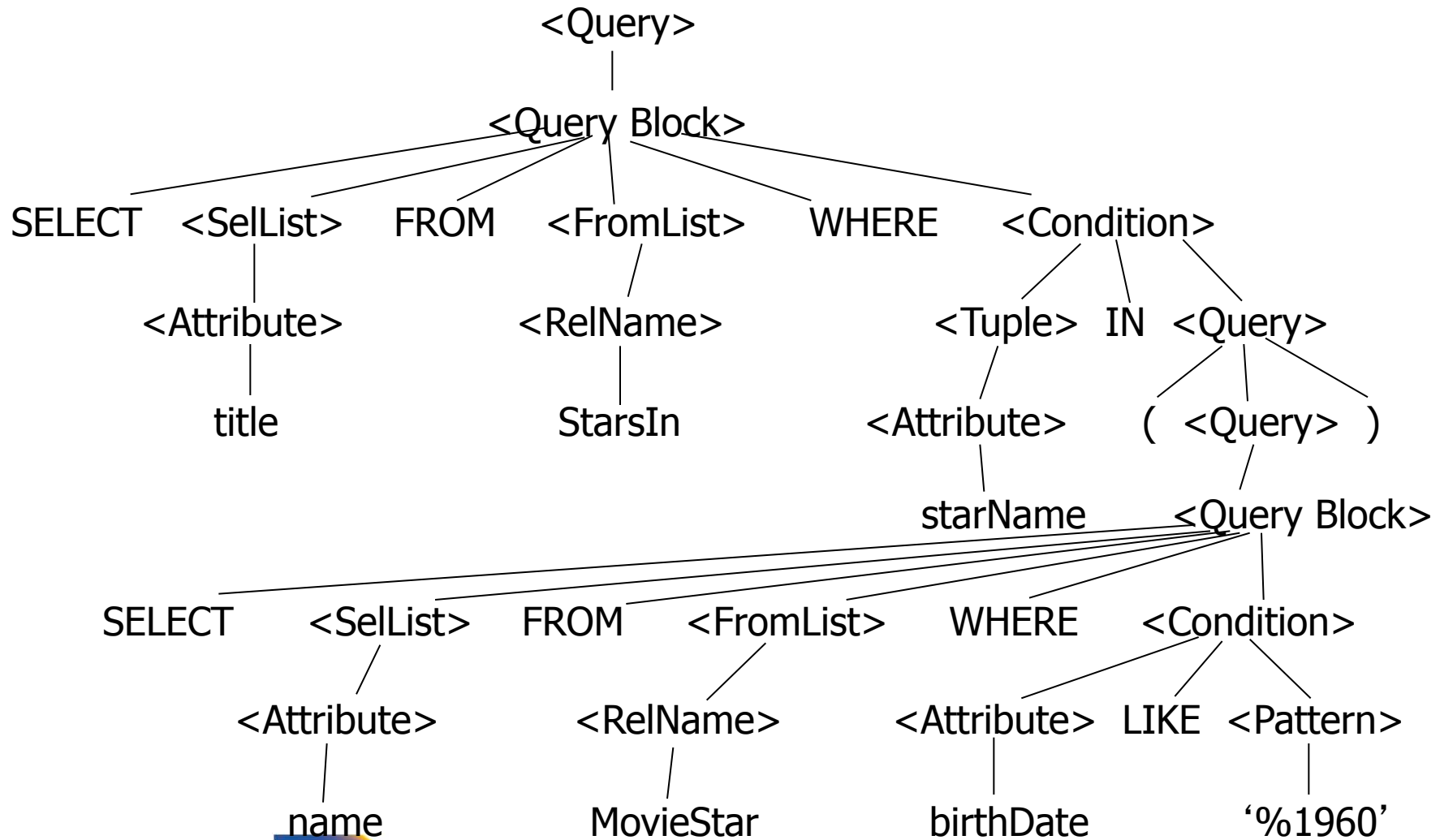
- Standardized language
  - 86, 89, 92, 99, 03, 06, 08, 11
- DBMS vendors developed their own dialects

## Example: SQL query

```
SELECT title
FROM StarsIn
WHERE starName IN (
    SELECT name
    FROM MovieStar
    WHERE birthdate LIKE '%1960'
);
```

(Find the movies with stars born in 1960)

# Example: Parse Tree





# SQL Query Structure

- Organized in Query blocks

**SELECT** <select\_list>

**FROM** <from\_list>

**WHERE** <where\_condition>

**GROUP BY** <group\_by\_expressions>

**HAVING** <having\_condition>

**ORDER BY** <order\_by\_expressions>



# Query Blocks

- Only **SELECT** clause is mandatory
  - Some DBMS require **FROM**

**SELECT** (1 + 2) AS result

result
3

# SELECT clause

- List of expressions and optional name assignment + optional **DISTINCT**
  - Attribute references:  $R.a$ ,  $b$
  - Constants:  $1$ , `'hello'`, `'2008-01-20'`
  - Operators:  $(R.a + 3) * 2$
  - Functions (maybe UDF): `substr(R.a, 1,3)`
    - Single result or **set functions**
  - Renaming:  $(R.a + 2) AS x$

# SELECT clause - example

```
SELECT substring(p.name,1,1) AS initial  
       p.name  
FROM person p
```

**person**

name	gender
Joe	male
Jim	male

**result**

initial	name
J	Joe
J	Jim

# SELECT clause – set functions

- Function `extrChar(string)`

```
SELECT extrChar(p.name) AS n  
FROM person p
```

**person**

name	gender
Joe	male
Jim	male

**result**

n
J
o
e
J
i
m

# SELECT clause – DISTINCT

```
SELECT DISTINCT gender  
FROM person p
```

**person**

name	gender
Joe	male
Jim	male

**result**

gender
male

# FROM clause

- List of table expressions
  - Access to relations
  - Subqueries (need alias)
  - Join expressions
  - Table functions
  - Renaming of relations and columns



# FROM clause examples

FROM R

-access table R

FROM R, S

-access tables R and S

FROM R JOIN S ON (R.a = S.b)

-join tables R and S on condition (R.a = S.b)

FROM R x

FROM R AS x

-Access table R and assign alias 'x'



# FROM clause examples

FROM R x(c,d)

FROM R AS x(c,d)

-using aliases x for R and c,d for its attributes

FROM (R JOIN S t ON (R.a = t.b)), T

-join R and S, and access T

FROM (R JOIN S ON (R.a = S.b)) JOIN T

-join tables R and S and result with T

FROM create\_sequence(1,100) AS seq(a)

-call table function

# FROM clause examples

FROM

```
(SELECT count(*) FROM employee)  
AS empcnt(cnt)
```

-count number of employee in subquery

# FROM clause examples

```
SELECT *  
FROM create_sequence(1,3) AS seq(a)
```

**result**

a
1
2
3

# FROM clause examples

```
SELECT dep, headcnt
FROM (SELECT count(*) AS headcnt, dep
      FROM employee
      GROUP BY dep)
WHERE headcnt > 100
```

## employee

name	dep
Joe	IT
Jim	Marketing
...	...

## result

dep	headcnt
IT	103
Support	2506
...	...

# FROM clause - correlation

- Correlation
  - Reference attributes from other FROM clause item
  - Attributes of  $i^{\text{th}}$  entry only available in  $j > i$
  - Semantics:
    - For each row in result of  $i^{\text{th}}$  entry:
    - Substitute correlated attributes with value from current row and evaluate query

# Correlation - Example

```
SELECT name, chr
FROM employee AS e,
     extrChar(e.name) AS c(chr)
```

**employee**

name	dep
Joe	IT
Jim	Marketing
...	...

**result**

name	chr
Joe	J
Joe	o
Joe	e
Jim	J
Jim	i
...	...

# Correlation - Example

```
SELECT name
FROM (SELECT max(salary) maxsal
      FROM employee) AS m,
     (SELECT name
      FROM employee x
      WHERE x.salary = m.maxsal) AS e
```

**employee**

name	salary
Joe	20,000
Jim	30,000
...	...

**result**

name
Jim

# WHERE clause

- A condition
  - Attribute references
  - Constants
  - Operators (boolean)
  - Functions
  - Nested subquery expressions
- Result has to be boolean



# WHERE clause examples

WHERE R.a = 3

-comparison between attribute and constant

WHERE (R.a > 5) AND (R.a < 10)

-range query using boolean AND

WHERE R.a = S.b

-comparison between two attributes

WHERE (R.a \* 2) > (S.b - 3)

-using operators

# Nested Subqueries

- Nesting a query within an expression
- Correlation allowed
  - Access FROM clause attributes
- Different types of nesting
  - Scalar subquery
  - Existential quantification
  - Universal quantification

# Nested Subqueries Semantics

- For each tuple produced by the FROM clause execute the subquery
  - If correlated attributes replace them with tuple values



# Scalar subquery

- Subquery that returns one result tuple
  - How to check?
  - -> Runtime error

```
SELECT *  
FROM R  
WHERE R.a = (SELECT count(*) FROM S)
```

# Existential Quantification

- `<expr> IN <subquery>`
  - Evaluates to true if `<expr>` equal to at least one of the results of the subquery

```
SELECT *  
FROM users  
WHERE name IN (SELECT name FROM  
                blacklist)
```

# Existential Quantification

- EXISTS <subquery>
  - Evaluates to true if <subquery> returns at least one tuple

```
SELECT *  
FROM users u  
WHERE EXISTS (SELECT * FROM  
              blacklist b  
              WHERE b.name = u.name)
```



# Existential Quantification

- `<expr> <op> ANY <subquery>`
  - Evaluates to true if `<expr> <op> <tuple>` evaluates to true for **at least one** result tuple
  - Op is any comparison operator: `=, <, >, ...`

```
SELECT *  
FROM users  
WHERE name = ANY (SELECT name FROM  
                    blacklist)
```

# Universal Quantification

- `<expr> <op> ALL <subquery>`
  - Evaluates to true if `<expr> <op> <tuple>` evaluates to true for **all** result tuples
  - Op is any comparison operator: `=, <, >, ...`

```
SELECT *
```

```
FROM nation
```

```
WHERE nname = ALL (SELECT nation FROM  
blacklist)
```



# Nested Subqueries Example

```
SELECT dep, name  
FROM employee e  
WHERE salary >= ALL (SELECT salary  
FROM employee d  
WHERE e.dep = d.dep)
```

## employee

name	dep	salary
Joe	IT	2000
Jim	IT	300
Bob	HR	100
Alice	HR	10000
Patrice	HR	10000

## result

dep	Name
IT	Joe
HR	Alice
HR	Patrice

# GROUP BY clause

- A list of expressions
  - Same as WHERE
  - No restriction to boolean
  - DBMS has to know how to compare = for data type
- Results are grouped by values of the expressions
- -> usually used for aggregation

# GROUP BY restrictions

- If group-by is used then
  - SELECT clause can only use group by expressions or aggregation functions



# GROUP BY clause examples

GROUP BY R.a

-group on single attribute

GROUP BY (1+2)

-allowed but useless (single group)

GROUP BY salary / 1000

-groups of salary values in buckets of 1000

GROUP BY R.a, R.b

-group on two attributes

```

SELECT count(*) AS numP,
      (SELECT count(*)
       FROM friends o
       WHERE o.with = f.name) AS numF
FROM (SELECT DISTINCT name FROM friends) f
GROUP BY (SELECT count(*)
          FROM friends o
          WHERE o.with = f.name)

```

### result

numP	numF
1	1
2	2

### friends

name	with
Joe	Jim
Joe	Peter
Jim	Joe
Jim	Peter
Peter	Joe

# HAVING clause

- A boolean expression
- Applied after grouping and aggregation
  - Only references aggregation expressions and group by expressions



# HAVING clause examples

...

HAVING  $\text{sum}(R.a) > 100$

-only return tuples with sum bigger than 100

...

GROUP BY dep

HAVING dep = 'IT' AND  $\text{sum}(\text{salary}) > 1000000$

-only return group 'IT' and sum threshold

# ORDER BY clause

- A list of expressions
- Semantics: Order the result on these expressions





# ORDER BY clause examples

ORDER BY R.a ASC

ORDER BY R.a

-order ascending on R.a

ORDER BY R.a DESC

-order descending on R.a

ORDER BY salary + bonus

-order by sum of salary and bonus

# New and Non-standard SQL features (excerpt)

- LIMIT / OFFSET
  - Only return a fix maximum number of rows
  - FETCH FIRST n ROWS ONLY (DB2)
  - row\_number() (Oracle)
- Window functions
  - More flexible grouping
  - Return both aggregated results and input values

# Parsing, Analysis, Conversion

1. Parsing

2. Analysis

3. Conversion



# Analysis Goals

- Semantic checks
  - Table column exists
  - Operator, function exists
  - Determine type casts
  - Scope checks
- Rewriting
  - Unfolding views



# Semantic checks

```
SELECT *  
FROM R  
WHERE R.a + 3 > 5
```

- Table R exists?
- Expand \*: which attributes in R?
- R.a is a column?
- Type of constants 3, 5?
- Operator + for types of R.a and 3 exists?
- Operator > for types of result of + and 5 exists?

# Database Catalog

- Stores information about database objects
- Aliases:
  - Information Schema
  - System tables
  - Data Dictionary



# Typical Catalog Information

- Tables
  - Name, attributes + data types, constraints
- Schema, DB
  - Hierarchical structuring of data
- Data types
  - Comparison operators
  - physical representation
  - Functions to (de)serialize to string

# Typical Catalog Information

- Functions (including aggregate/set)
  - Build-in
  - User defined (UDF)
- Triggers
- Stored Procedures
- ...





# Type Casts

- Similar to automatic type conversion in programming languages
- Expression:  $R.a + 3.0$ 
  - Say  $R.a$  is of type integer
    - Search for a function  $+(int, float)$
  - Does not exist?
    - Try to find a way to cast  $R.a$ ,  $3.0$  or both to new data type
    - So that a function  $+$  exists for new types

# Scope checks

- Check that references are in correct scope
- E.g., if GROUP BY is present then SELECT clause expression can only reference group by expressions or aggregated values



# View Unfolding

- SQL allows for stored queries using `CREATE VIEW`
- Afterwards a view can be used in queries
- If view is not materialized, then need to replace view with its definition



# View Unfolding Example

```
CREATE VIEW totalSalary AS  
SELECT name, salary + bonus AS total  
FROM employee
```

```
SELECT *  
FROM totalSalary  
WHERE total > 10000
```



# View Unfolding Example

```
CREATE VIEW totalSalary AS  
SELECT name, salary + bonus AS total  
FROM employee
```

```
SELECT *  
FROM (SELECT name,  
            salary + bonus AS total  
      FROM employee) AS totalSalary  
WHERE total > 10000
```

# Analysis Summary

- Perform semantic checks
  - Catalog lookups (tables, functions, types)
  - Scope checks
- View unfolding
- Generate internal representation during analysis



# Parsing, Analysis, Conversion

1. Parsing
2. Analysis
3. Conversion



# Conversion

- Create an internal representation
  - Should be useful for analysis
  - Should be useful optimization
- Internal representation
  - Relational algebra
  - Query tree/graph models
    - E.g., QGM (Query Graph Model) in Starburst



# Relational Algebra

- Formal language
- Good for studying logical optimization and query equivalence (containment)
- Not informative enough for analysis
  - No datatype representation in algebra expressions
  - No meta-data

# Other Internal Representations

- Practical implementations
  - Mostly following structure of SQL query blocks
  - Store data type and meta-data (where necessary)



# Canonical Translation to Relational Algebra

- TEXTBOOK version of conversion
- Given an SQL query
- Return an equivalent relational algebra expression

# Relational Algebra Recap

- Formal query language
- Consists of operators
  - Input(s): relation
  - Output: relation
  - -> Composable
- Set and Bag semantics version



- Relation Schema
  - A set of attribute name-datatype pairs
- Relation (instance)
  - A (multi-)set of tuples with the same schema
- Tuple
  - List of attribute value pairs (or function from attribute name to value)



# Set- vs. Bag semantics

- Set semantics:
  - Relations are Sets
  - Used in most theoretical work
- Bag semantics
  - Relations are Multi-Sets
    - Each element (tuple) can appear more than once
  - SQL uses bag semantics



# Bag semantics notation

- We use  $\mathbf{t}^m$  to denote tuple  $t$  appears with multiplicity  $\mathbf{m}$



# Set- vs. Bag semantics

Set

Name	Purchase
Peter	Guitar
Joe	Drum
Alice	Bass

Bag

Name	Purchase
Peter	Guitar
Peter	Guitar
Joe	Drum
Alice	Bass
Alice	Bass



# Operators

- Selection
- Renaming
- Projection
- Joins
  - Theta, natural, cross-product, outer, anti
- Aggregation
- Duplicate removal
- Set operations



# Selection

- Syntax:  $\sigma_C (R)$ 
  - R is input
  - C is a condition
- Semantics:
  - Return all tuples that match condition C
  - Set:  $\{ t \mid t \in R \text{ AND } t \text{ fulfills } C \}$
  - Bag:  $\{ t^n \mid t^n \in R \text{ AND } t \text{ fulfills } C \}$

# Selection Example

- $\sigma_{a>5} (R)$

R

a	b
1	13
3	12
6	14

Result

a	b
6	14

# Renaming

- Syntax:  $\rho_A (R)$ 
  - $R$  is input
  - $A$  is list of attribute renamings  $b \leftarrow a$
- Semantics:
  - Applies renaming from  $A$  to inputs
  - Set:  $\{ t.A \mid t \in R \}$
  - Bag:  $\{ (t.A)^n \mid t^n \in R \}$

# Renaming Example

- $\rho_c \leftarrow a$  (R)

R

a	b
1	13
3	12
6	14

Result

c	b
1	13
3	12
6	14

# Projection

## – Syntax: $\Pi_A (R)$

- R is input
- A is list of projection expressions
- Standard: only attributes in A

## – Semantics:

- Project all inputs on projection expressions
- Set:  $\{ t.A \mid t \in R \}$
- Bag:  $\{ (t.A)^n \mid t^n \in R \}$

# Projection Example

- $\Pi_b (R)$

R

a	b
1	13
3	12
6	14

Result

b
13
12
14

# Cross Product

## – Syntax: $R \times S$

- $R$  and  $S$  are inputs

## – Semantics:

- All combinations of tuples from  $R$  and  $S$
- = mathematical definition of cross product
- Set:  $\{ (t,s) \mid t \in R \text{ AND } s \in S \}$
- Bag:  $\{ (t,s)^{n*m} \mid t^n \in R \text{ AND } s^m \in S \}$



# Cross Product Example

- $R \times S$

R

a	b
1	13
3	12

S

c	d
a	5
b	3
c	4

Result

a	b	c	d
1	13	a	5
1	13	b	3
1	13	c	4
3	12	a	5
3	12	b	3
3	12	c	4

# Join

– Syntax:  $R \bowtie_C S$

- R and S are inputs
- C is a condition

– Semantics:

- All combinations of tuples from R and S that match C
- Set:  $\{ (t,s) \mid t \in R \text{ AND } s \in S \text{ AND } (t,s) \text{ matches } C \}$
- Bag:  $\{ (t,s)^{n*m} \mid t^n \in R \text{ AND } s^m \in S \text{ AND } (t,s) \text{ matches } C \}$

# Join Example

- $R \bowtie_{a=d} S$

R

a	b
1	13
3	12

S

c	d
a	5
b	3
c	4

Result

a	b	c	d
3	12	b	3

# Natural Join

- Syntax:  $R \bowtie S$ 
  - R and S are inputs
- Semantics:
  - All combinations of tuples from R and S that match on common attributes
  - A = common attributes of R and S
  - C = exclusive attributes of S
  - Set:  $\{ (t,s.C) \mid t \in R \text{ AND } s \in S \text{ AND } t.A = s.A \}$
  - Bag:  $\{ (t,s.C)^{n*m} \mid t^n \in R \text{ AND } s^m \in S \text{ AND } t.A = s.A \}$

# Natural Join Example

- $R \bowtie S$

R

a	b
1	13
3	12

S

c	a
a	5
b	3
c	4

Result

a	b	c
3	12	b

# Left-outer Join

– Syntax:  $R \bowtie_C S$

- R and S are inputs
- C is condition

– Semantics:

- R join S
  - $t \in R$  without match, fill S attributes with NULL
- $\{ (t,s) \mid t \in R \text{ AND } s \in S \text{ AND } (t,s) \text{ matches } C \}$

union

$\{ (t, \text{NULL}(S)) \mid t \in R \text{ AND NOT exists } s \in S: (t,s) \text{ matches } C \}$

# Left-outer Join Example

- $R \bowtie_{a=d} S$

R

a	b
1	13
3	12

S

c	d
a	5
b	3
c	4

Result

a	b	c	d
1	13	NULL	NULL
3	12	b	3

# Right-outer Join

– Syntax:  $R \bowtie_C S$

- R and S are inputs
- C is condition

– Semantics:

- R join S
- $s \in S$  without match, fill R attributes with NULL

$\{ (t,s) \mid t \in R \text{ AND } s \in S \text{ AND } (t,s) \text{ matches } C \}$

union

$\{ (\text{NULL}(R),s) \mid s \in S \text{ AND NOT exists } t \in R: (t,s) \text{ matches } C \}$



# Right-outer Join Example

- $R \bowtie_{a=d} S$

R

a	b
1	13
3	12

S

c	d
a	5
b	3
c	4

Result

a	b	c	d
NULL	NULL	a	5
3	12	b	3
NULL	NULL	c	4

# Full-outer Join

– Syntax:  $R \bowtie_C S$

- R and S are inputs and C is condition

– Semantics:

$\{ (t,s) \mid t \in R \text{ AND } s \in S \text{ AND } (t,s) \text{ matches } C \}$

union

$\{ (\text{NULL}(R),s) \mid s \in S \text{ AND NOT exists } t \in R: (t,s) \text{ matches } C \}$

union

$\{ (t, \text{NULL}(S)) \mid t \in R \text{ AND NOT exists } s \in S: (t,s) \text{ matches } C \}$

# Full-outer Join Example

- $R \bowtie_{a=d} S$

R

a	b
1	13
3	12

S

c	d
a	5
b	3
c	4

Result

a	b	c	d
1	13	NULL	NULL
NULL	NULL	a	5
3	12	b	3
NULL	NULL	c	4

# Semijoin

– Syntax:  $R \bowtie S$  and  $R \ltimes S$

- R and S are inputs

– Semantics:

- All tuples from R that have a matching tuple from relation S on the common attributes A

$\{ t \mid t \in R \text{ AND exists } s \in S: t.A = s.A \}$

# Semijoin Example

- $R \bowtie S$

R

a	b
1	13
3	12

S

c	a
a	5
b	3
c	4

Result

a	b
3	12

# Antijoin

– Syntax:  $R \triangleright S$

- R and S are inputs

– Semantics:

- All tuples from R that have no matching tuple from relation S on the common attributes A

$\{ t \mid t \in R \text{ AND NOT exists } s \in S: t.A = s.A \}$

# Antijoin Example

- $R \triangleright S$

R

a	b
1	13
3	12

S

c	a
a	5
b	3
c	4

Result

a	b
1	13

# Aggregation

## – Syntax: $\sigma_A (R)$

- A is list of aggregation functions
- G is list of group by attributes

## – Semantics:

- Build groups of tuples according G and compute the aggregation functions from each group
- $\{ (t.G, \text{agg}(G(t)) \mid t \in R \}$
- $G(t) = \{ t' \mid t' \in R \text{ AND } t'.G = t.G \}$



# Aggregation Example

- $\sigma_{b \geq \text{sum}(a)}$  (R)

R

a	b
1	1
3	1
6	2
3	2

Result

sum(a)	b
4	1
9	2

# Duplicate Removal

- Syntax:  $\delta(R)$ 
  - R is input
- Semantics:
  - Remove duplicates from input
  - Set: N/A
  - Bag:  $\{ t^1 \mid t^n \in R \}$

# Duplicate Removal Example

- $\delta(R)$

R

a	b
1	13
1	13
6	14

Result

a	b
1	13
6	14

# Set operations

- Input: R and S
  - Have to have the same schema
    - Union compatible
  - Modulo attribute names
- Types
  - Union
  - Intersection
  - Set difference



# Union

- Syntax:  $R \cup S$ 
  - R and S are union-compatible inputs
- Semantics:
  - Set:  $\{ (t) \mid t \in R \text{ OR } t \in S \}$
  - Bag:  $\{ (t,s)^{n+m} \mid t^n \in R \text{ AND } s^m \in S \}$ 
    - Assumption  $t^n$  with  $n < 1$  for tuple not in relation

# Union Example

- $R \cup S$

R

a
1
3

S

b
1
2
3

Result

a
1
2
3
1
3

# Intersection

- Syntax:  $R \cap S$ 
  - R and S are union-compatible inputs
- Semantics:
  - Set:  $\{ (t) \mid t \in R \text{ AND } t \in S \}$
  - Bag:  $\{ (t,s)^{\min(n,m)} \mid t^n \in R \text{ AND } s^m \in S \}$

# Intersection Example

- $R \cap S$

R

a
1
3

S

b
1
2
3

Result

a
1
3



# Set Difference

- Syntax:  $R - S$ 
  - $R$  and  $S$  are union-compatible inputs
- Semantics:
  - Set:  $\{ (t) \mid t \in R \text{ AND NOT } t \in S \}$
  - Bag:  $\{ (t,s)^{n-m} \mid t^n \in R \text{ AND } s^m \in S \}$

# Set Difference Example

- $R - S$

R

a
1
5

S

b
1
2
3

Result

a
5

# Canonical Translation to Relational Algebra

- TEXTBOOK version of conversion
- Given an SQL query
- Return an equivalent relational algebra expression



# Canonical Translation

- **FROM** clause into joins and cross-products
  - Cross-product between list items
  - Joins into their algebra counter-part
- **WHERE** clause into selection
- **SELECT** clause into projection and renaming
  - If it has aggregation functions use aggregation
  - **DISTINCT** into duplicate removal

# Canonical Translation

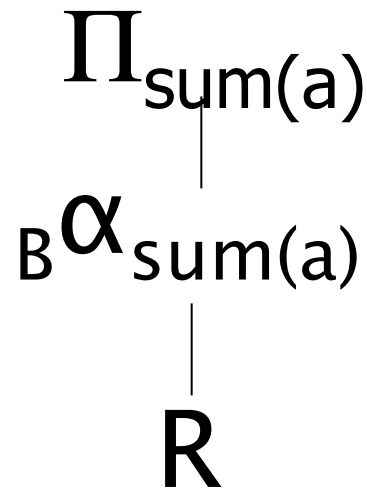
- **GROUP BY** clause into aggregation
- **HAVING** clause into selection
- **ORDER BY** – no counter-part
  
- Then turn joins into crossproducts and selections

# Set Operations

- **UNION ALL** into union
- **UNION** duplicate removal over union
- **INTERSECT ALL** into intersection
- **INTERSECT** add duplicate removal
- **EXCEPT ALL** into set difference
- **EXCEPT** apply duplicate removal to inputs and then apply set difference

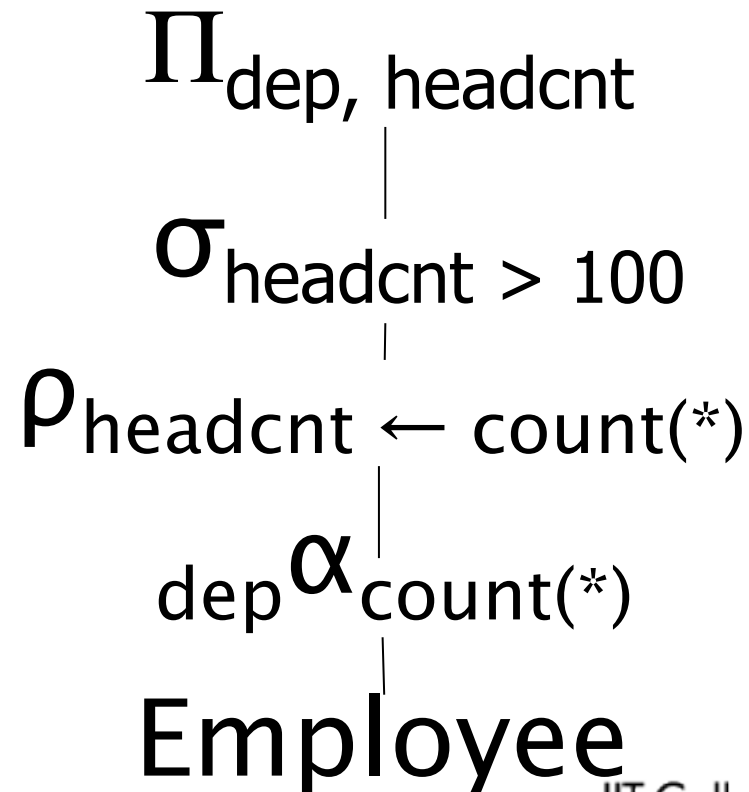
# Example: Relational Algebra Translation

```
SELECT sum(R.a)
FROM R
GROUP BY b
```



# Example: Relational Algebra Translation

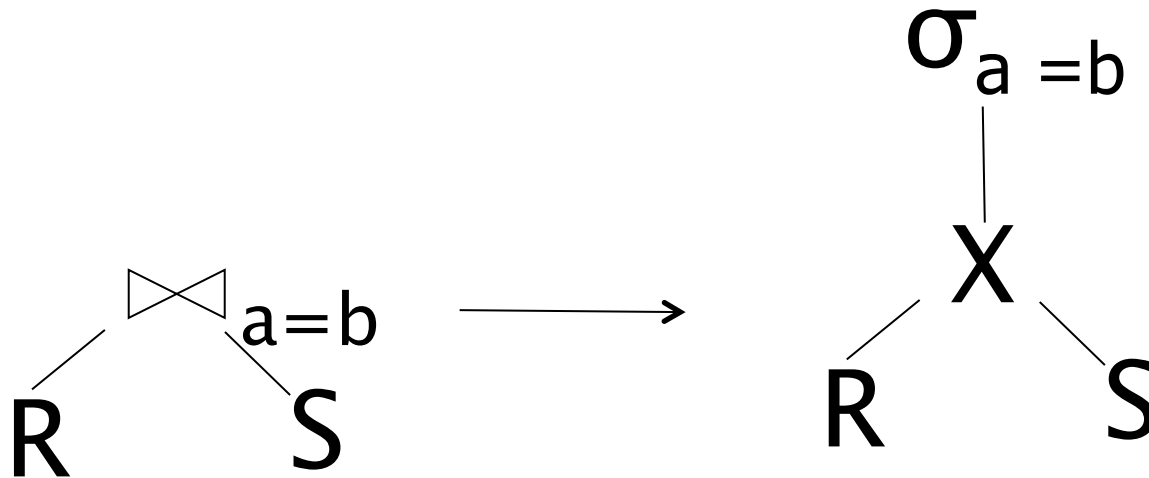
```
SELECT dep, headcnt
FROM (SELECT count(*) AS headcnt, dep
      FROM employee
      GROUP BY dep)
WHERE headcnt > 100
```





# Example: Relational Algebra Translation

```
SELECT *  
FROM R JOIN S ON (R.a = S.b)
```



# Parsing and Analysis Summary

- SQL text -> Internal representation
- Semantic checks
- Database catalog
- View unfolding

# CS 525: Advanced Database Organisation

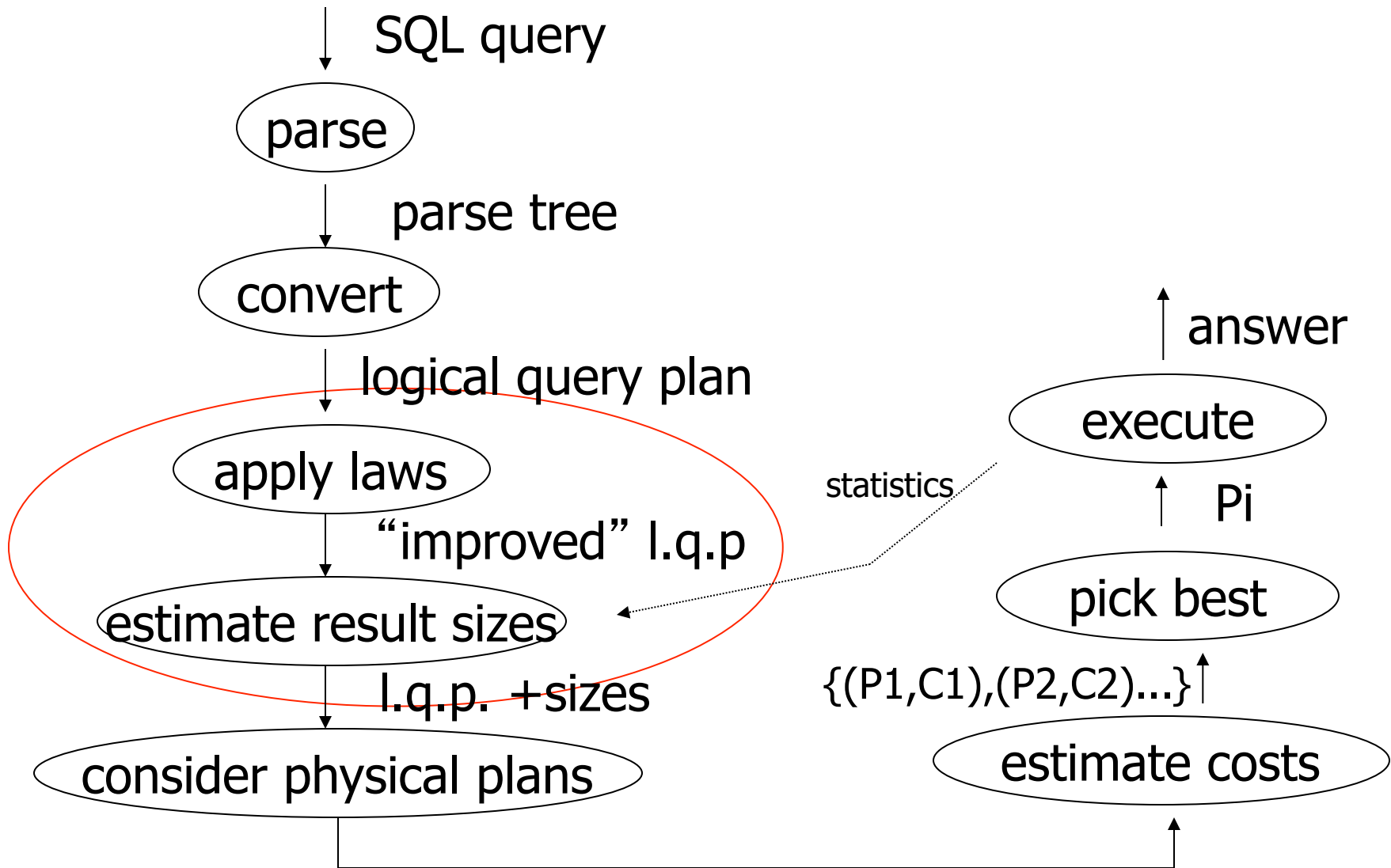


## 09: Query Optimization - Logical

Boris Glavic

Slides: adapted from a [course](#) taught by  
[Hector Garcia-Molina](#), Stanford InfoLab





{P1, P2, ...}

# Query Optimization

- Relational algebra level
- Detailed query plan level

# Query Optimization

- Relational algebra level
- Detailed query plan level
  - Estimate Costs
    - without indexes
    - with indexes
  - Generate and compare plans

# Relational algebra optimization

- Transformation rules  
(preserve equivalence)
- What are good transformations?
  - Heuristic application of transformations



# Query Equivalence

- Two queries  $q$  and  $q'$  are equivalent:
  - If for every database instance  $I$ 
    - Contents of all the tables
  - Both queries have the same result

$$q \equiv q' \text{ iff } \forall I: q(I) = q'(I)$$



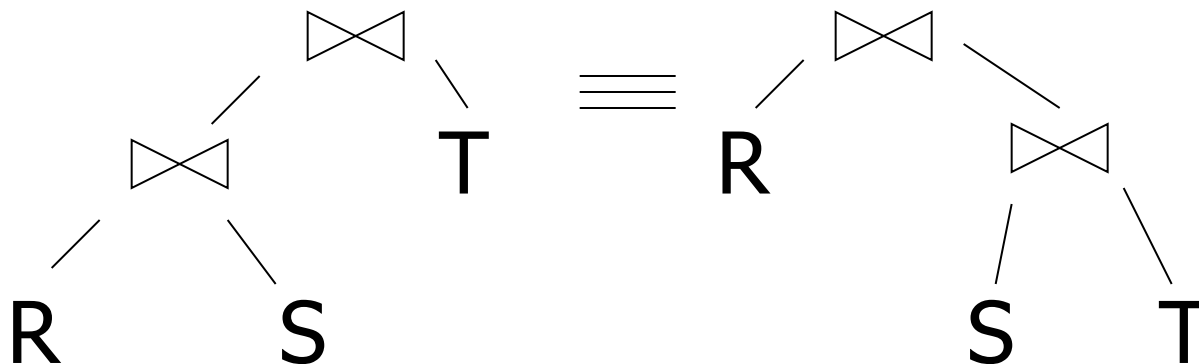
# Rules: Natural joins & cross products & union

$$R \bowtie S = S \bowtie R$$

$$(R \bowtie S) \bowtie T = R \bowtie (S \bowtie T)$$

## Note:

- Carry attribute names in results, so order is not important
- Can also write as trees, e.g.:



# Rules: Natural joins & cross products & union

$$R \bowtie S = S \bowtie R$$

$$(R \bowtie S) \bowtie T = R \bowtie (S \bowtie T)$$

$$R \times S = S \times R$$

$$(R \times S) \times T = R \times (S \times T)$$

$$R \cup S = S \cup R$$

$$R \cup (S \cup T) = (R \cup S) \cup T$$

# Rules: Selects

$$\sigma_{p1 \wedge p2}(R) =$$

$$\sigma_{p1 \vee p2}(R) =$$

# Rules: Selects

$$\sigma_{p1 \wedge p2}(R) = \sigma_{p1} [\sigma_{p2}(R)]$$

$$\sigma_{p1 \vee p2}(R) = [\sigma_{p1}(R)] \cup [\sigma_{p2}(R)]$$

# Bags vs. Sets

$R = \{a, a, b, b, b, c\}$

$S = \{b, b, c, c, d\}$

$R \cup S = ?$

# Bags vs. Sets

$R = \{a, a, b, b, b, c\}$

$S = \{b, b, c, c, d\}$

$R \cup S = ?$

- Option 1 SUM

$R \cup S = \{a, a, b, b, b, b, b, c, c, c, d\}$

- Option 2 MAX

$R \cup S = \{a, a, b, b, b, c, c, d\}$

Option 2 (MAX) makes this rule work:

$$\sigma_{p1 \vee p2}(R) = \sigma_{p1}(R) \cup \sigma_{p2}(R)$$

Example:  $R = \{a, a, b, b, b, c\}$

P1 satisfied by a,b; P2 satisfied by b,c



Option 2 (MAX) makes this rule work:

$$\sigma_{p_1 \vee p_2}(R) = \sigma_{p_1}(R) \cup \sigma_{p_2}(R)$$

Example:  $R = \{a, a, b, b, b, c\}$

P1 satisfied by a,b; P2 satisfied by b,c

$$\sigma_{p_1 \vee p_2}(R) = \{a, a, b, b, b, c\}$$

$$\sigma_{p_1}(R) = \{a, a, b, b, b\}$$

$$\sigma_{p_2}(R) = \{b, b, b, c\}$$

$$\sigma_{p_1}(R) \cup \sigma_{p_2}(R) = \{a, a, b, b, b, c\}$$

# “Sum” option makes more sense:

Senators (.....)

Rep (.....)

T1 =  $\pi_{yr,state}$  Senators;

T2 =  $\pi_{yr,state}$  Reps

T1	Yr	State
	97	CA
	99	CA
	98	AZ

T2	Yr	State
	99	CA
	99	CA
	98	CA

Union?

# Executive Decision

- > Use “SUM” option for bag unions
- > Some rules cannot be used for bags



# Rules: Project

Let:  $X$  = set of attributes

$Y$  = set of attributes

$XY = X \cup Y$

$\pi_{xy}(R) =$



# Rules: Project

Let:  $X$  = set of attributes

$Y$  = set of attributes

$XY = X \cup Y$

$$\pi_{xy}(R) = \pi_x[\pi_y(R)]$$



# Rules: Project

Let:  $X$  = set of attributes

$Y$  = set of attributes

$XY = X \cup Y$

$$\pi_{xy}(R) = \pi_x[\pi_y(R)]$$

## Rules: $\sigma + \bowtie$ combined

Let  $p$  = predicate with only R attribs

$q$  = predicate with only S attribs

$m$  = predicate with only R,S attribs

$$\sigma_p (R \bowtie S) =$$

$$\sigma_q (R \bowtie S) =$$

## Rules: $\sigma + \bowtie$ combined

Let  $p$  = predicate with only R attribs

$q$  = predicate with only S attribs

$m$  = predicate with only R,S attribs

$$\sigma_p (R \bowtie S) = [\sigma_p (R)] \bowtie S$$

$$\sigma_q (R \bowtie S) = R \bowtie [\sigma_q (S)]$$



## Rules: $\sigma + \bowtie$ combined (continued)

### Some Rules can be Derived:

$$\sigma_{p \wedge q} (R \bowtie S) =$$

$$\sigma_{p \wedge q \wedge m} (R \bowtie S) =$$

$$\sigma_{p \vee q} (R \bowtie S) =$$

Do one:

$$\sigma_{p\lambda q} (R \bowtie S) = [\sigma_p (R)] \bowtie [\sigma_q (S)]$$

$$\sigma_{p\lambda q\lambda m} (R \bowtie S) =$$
$$\sigma_m \left[ (\sigma_p R) \bowtie (\sigma_q S) \right]$$

$$\sigma_{p\nu q} (R \bowtie S) =$$

$$\left[ (\sigma_p R) \bowtie S \right] \cup \left[ R \bowtie (\sigma_q S) \right]$$

--> Derivation for first one:

$$\sigma_{p \wedge q} (R \bowtie S) =$$

$$\sigma_p [\sigma_q (R \bowtie S)] =$$

$$\sigma_p [R \bowtie \sigma_q (S)] =$$

$$[\sigma_p (R)] \bowtie [\sigma_q (S)]$$

# Rules: $\pi, \sigma$ combined

Let  $x$  = subset of  $R$  attributes

$z$  = attributes in predicate  $P$   
(subset of  $R$  attributes)

$$\pi_x[\sigma_P(R)] =$$

## Rules: $\pi, \sigma$ combined

Let  $x$  = subset of  $R$  attributes

$z$  = attributes in predicate  $P$   
(subset of  $R$  attributes)

$$\pi_x[\sigma_p(R)] = \{\sigma_p[\pi_x(R)]\}$$

# Rules: $\pi, \sigma$ combined

Let  $x$  = subset of  $R$  attributes

$z$  = attributes in predicate  $P$   
(subset of  $R$  attributes)

$$\pi_x[\sigma_P(R)] = \pi_x \left\{ \sigma_P \left[ \overset{\pi_{xz}}{\cancel{\pi_x}}(R) \right] \right\}$$

## Rules: $\pi$ , $\bowtie$ combined

Let  $x$  = subset of R attributes

$y$  = subset of S attributes

$z$  = intersection of R,S attributes

$$\pi_{xy} (R \bowtie S) =$$

## Rules: $\pi$ , $\bowtie$ combined

Let  $x$  = subset of R attributes

$y$  = subset of S attributes

$z$  = intersection of R,S attributes

$$\pi_{xy} (R \bowtie S) =$$

$$\pi_{xy} \{ [\pi_{xz} (R)] \bowtie [\pi_{yz} (S)] \}$$



$$\pi_{xy} \{ \sigma_p (R \bowtie S) \} =$$

$$\pi_{xy} \{ \sigma_P (R \bowtie S) \} =$$

$$\pi_{xy} \{ \sigma_P [ \pi_{xz'} (R) \bowtie \pi_{yz'} (S) ] \}$$

$$z' = z \cup \{ \text{attributes used in } P \}$$

# Rules for $\sigma$ , $\pi$ combined with $X$

similar...

e.g.,  $\sigma_p (R X S) = ?$



Rules  $\sigma, U$  combined:

$$\sigma_p(R \cup S) = \sigma_p(R) \cup \sigma_p(S)$$

$$\sigma_p(R - S) = \sigma_p(R) - S = \sigma_p(R) - \sigma_p(S)$$



# Which are “good” transformations?

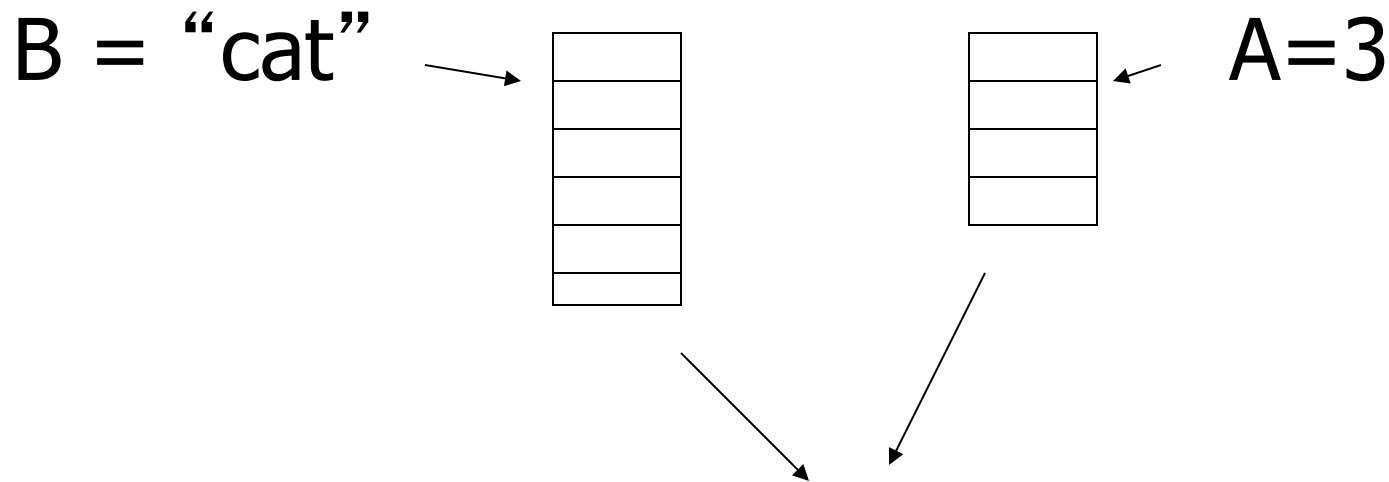
- $\sigma_{p_1 \wedge p_2}(R) \rightarrow \sigma_{p_1}[\sigma_{p_2}(R)]$
- $\sigma_p(R \bowtie S) \rightarrow [\sigma_p(R)] \bowtie S$
- $R \bowtie S \rightarrow S \bowtie R$
- $\pi_x[\sigma_p(R)] \rightarrow \pi_x\{\sigma_p[\pi_{xz}(R)]\}$

Conventional wisdom:  
do projects early

Example:  $R(A,B,C,D,E)$   $x=\{E\}$   
 $P: (A=3) \wedge (B=\text{"cat"})$

$\pi_x \{ \sigma_p (R) \}$  vs.  $\pi_E \{ \sigma_p \{ \pi_{ABE}(R) \} \}$

**But** What if we have A, B indexes?



Intersect pointers to get  
pointers to matching tuples  
e.g., using bitmaps

## Bottom line:

- No transformation is always good
- Usually good: early selections
  - Exception: expensive selection conditions
  - E.g., UDFs





# More transformations

- Eliminate common sub-expressions
- Detect constant expressions
- Other operations: duplicate elimination



# Pushing Selections

- Idea:
  - Join conditions equate attributes
  - For parts of algebra tree (scope) store which attributes have to be the same
    - Called Equivalence classes
- Example:  $R(a,b), S(c,d)$

$$\sigma_{b=3} (R \bowtie_{b=c} S) = \sigma_{b=3} (R) \bowtie_{b=c} \sigma_{c=3} (S)$$

# Outer-Joins

- Not commutative
  - $R \bowtie S \neq S \bowtie R$
- $p$  – condition over attributes in  $A$
- A list of attributes from  $R$

$$\sigma_p (R \bowtie_{A=B} S) \equiv \sigma_p (R) \bowtie_{A=B} S$$

$$\text{Not } \sigma_p (R \bowtie_{A=B} S) \equiv R \bowtie_{A=B} \sigma_p (S)$$

# Summary Equivalences

- Associativity:  $(R \odot S) \odot T \equiv R \odot (S \odot T)$
- Commutativity:  $R \odot S \equiv S \odot R$
- Distributivity:  $(R \odot S) \otimes T \equiv (R \otimes T) \odot (S \otimes T)$
- Difference between Set and Bag Equivalences
- Only some equivalence are useful

# Outline - Query Processing

- Relational algebra level
  - transformations
  - good transformations
- Detailed query plan level
  - estimate costs
  - generate and compare plans



- Estimating cost of query plan
  - (1) Estimating size of results
  - (2) Estimating # of IOs

# Estimating result size

- Keep statistics for relation R
  - $T(R)$  : # tuples in R
  - $S(R)$  : # of bytes in each R tuple
  - $B(R)$ : # of blocks to hold all R tuples
  - $V(R, A)$  : # distinct values in R  
for attribute A

# Example

R

A	B	C	D
cat	1	10	a
cat	1	20	b
dog	1	30	a
dog	1	40	c
bat	1	50	d

A: 20 byte string

B: 4 byte integer

C: 8 byte date

D: 5 byte string



# Example

R	A	B	C	D
cat	1	10	a	
cat	1	20	b	
dog	1	30	a	
dog	1	40	c	
bat	1	50	d	

A: 20 byte string

B: 4 byte integer

C: 8 byte date

D: 5 byte string

$$T(R) = 5 \quad S(R) = 37$$

$$V(R,A) = 3 \quad V(R,C) = 5$$

$$V(R,B) = 1 \quad V(R,D) = 4$$

# Size estimates for $W = R1 \times R2$

$$T(W) =$$

$$S(W) =$$

# Size estimates for $W = R1 \times R2$

$$T(W) = T(R1) \times T(R2)$$

$$S(W) = S(R1) + S(R2)$$



Size estimate for  $W = \sigma_{A=a}(R)$

$$S(W) = S(R)$$

$$T(W) = ?$$

# Example

R	A	B	C	D
cat	1	10	a	
cat	1	20	b	
dog	1	30	a	
dog	1	40	c	
bat	1	50	d	

$$V(R,A)=3$$

$$V(R,B)=1$$

$$V(R,C)=5$$

$$V(R,D)=4$$

$$W = \sigma_{z=\text{val}}(R) \quad T(W) =$$

# Example

R	A	B	C	D
cat	1	10	a	
cat	1	20	b	
dog	1	30	a	
dog	1	40	c	
bat	1	50	d	

$$V(R,A)=3$$

$$V(R,B)=1$$

$$V(R,C)=5$$

$$V(R,D)=4$$

$$W = \sigma_{z=\text{val}(R)} \quad T(W) = \frac{T(R)}{V(R,Z)}$$

# Assumption:

Values in select expression  $Z = \text{val}$   
are uniformly distributed  
over possible  $V(R,Z)$  values.



# Alternate Assumption:

Values in select expression  $Z = \text{val}$   
are uniformly distributed  
over domain with  $\text{DOM}(R, Z)$  values.





# Example

R

A	B	C	D
cat	1	10	a
cat	1	20	b
dog	1	30	a
dog	1	40	c
bat	1	50	d

Alternate assumption

$$V(R,A)=3 \quad \text{DOM}(R,A)=10$$

$$V(R,B)=1 \quad \text{DOM}(R,B)=10$$

$$V(R,C)=5 \quad \text{DOM}(R,C)=10$$

$$V(R,D)=4 \quad \text{DOM}(R,D)=10$$

$$W = \sigma_{z=\text{val}}(R) \quad T(W) = ?$$

$$\begin{aligned} C=\text{val} \Rightarrow T(W) &= (1/10)1 + (1/10)1 + \dots \\ &= (5/10) = 0.5 \end{aligned}$$

$$B=\text{val} \Rightarrow T(W) = (1/10)5 + 0 + 0 = 0.5$$

$$\begin{aligned} A=\text{val} \Rightarrow T(W) &= (1/10)2 + (1/10)2 + (1/10)1 \\ &= 0.5 \end{aligned}$$

# Example

R

A	B	C	D
cat	1	10	a
cat	1	20	b
dog	1	30	a
dog	1	40	c
bat	1	50	d

Alternate assumption

$$V(R,A)=3 \quad \text{DOM}(R,A)=10$$

$$V(R,B)=1 \quad \text{DOM}(R,B)=10$$

$$V(R,C)=5 \quad \text{DOM}(R,C)=10$$

$$V(R,D)=4 \quad \text{DOM}(R,D)=10$$

$$W = \sigma_{z=\text{val}}(R) \quad T(W) = \frac{T(R)}{\text{DOM}(R,Z)}$$

# Selection cardinality

$SC(R,A)$  = average # records that satisfy equality condition on R.A

$$SC(R,A) = \left\{ \begin{array}{l} \frac{T(R)}{V(R,A)} \\ \frac{T(R)}{DOM(R,A)} \end{array} \right.$$

What about  $W = \sigma_{z \geq \text{val}}(R)$  ?

$T(W) = ?$

What about  $W = \sigma_{z \geq \text{val}}(R)$  ?

$$T(W) = ?$$

- Solution # 1:

$$T(W) = T(R)/2$$

What about  $W = \sigma_{z \geq \text{val}}(R)$  ?

$$T(W) = ?$$

- Solution # 1:

$$T(W) = T(R)/2$$

- Solution # 2:

$$T(W) = T(R)/3$$

- Solution # 3: Estimate values in range

Example R

	Z

Min=1

$V(R,Z)=10$



$W = \sigma_{z \geq 15} (R)$

Max=20



- Solution # 3: Estimate values in range

Example R

	Z

Min=1

$V(R,Z)=10$



$W = \sigma_{z \geq 15} (R)$

Max=20

$$f = \frac{20-15+1}{20-1+1} = \frac{6}{20} \quad (\text{fraction of range})$$

$$T(W) = f \times T(R)$$

Equivalently:

$f \times V(R,Z)$  = fraction of distinct values

$$T(W) = [f \times V(Z,R)] \times \frac{T(R)}{V(Z,R)} = f \times T(R)$$



# Size estimate for $W = R1 \bowtie R2$

Let  $x$  = attributes of R1

$y$  = attributes of R2

# Size estimate for $W = R1 \bowtie R2$

Let  $x$  = attributes of  $R1$

$y$  = attributes of  $R2$

Case 1

$$X \cap Y = \emptyset$$

Same as  $R1 \times R2$

Case 2

$$W = R1 \bowtie R2 \quad X \cap Y = A$$

R1	A	B	C

R2	A	D

Case 2

$$W = R1 \bowtie R2 \quad X \cap Y = A$$

R1	A	B	C

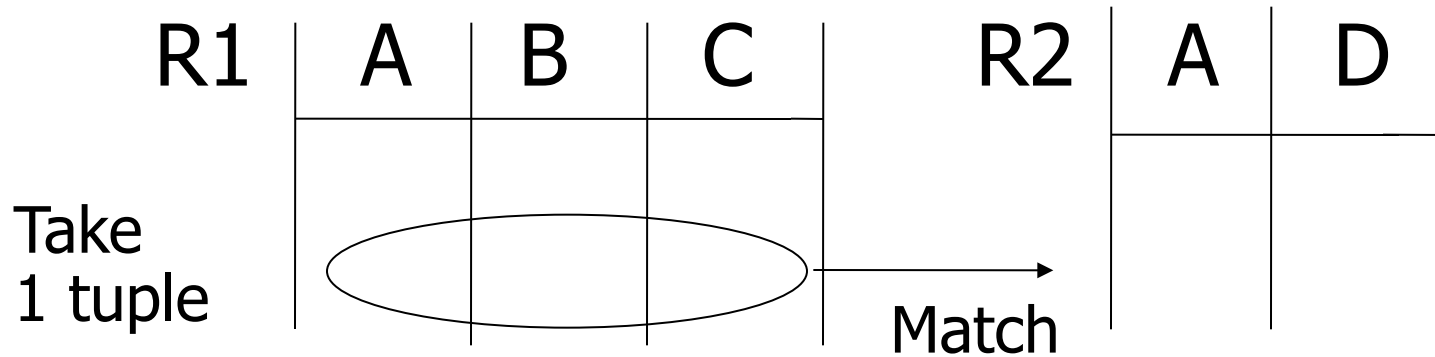
R2	A	D

Assumption:

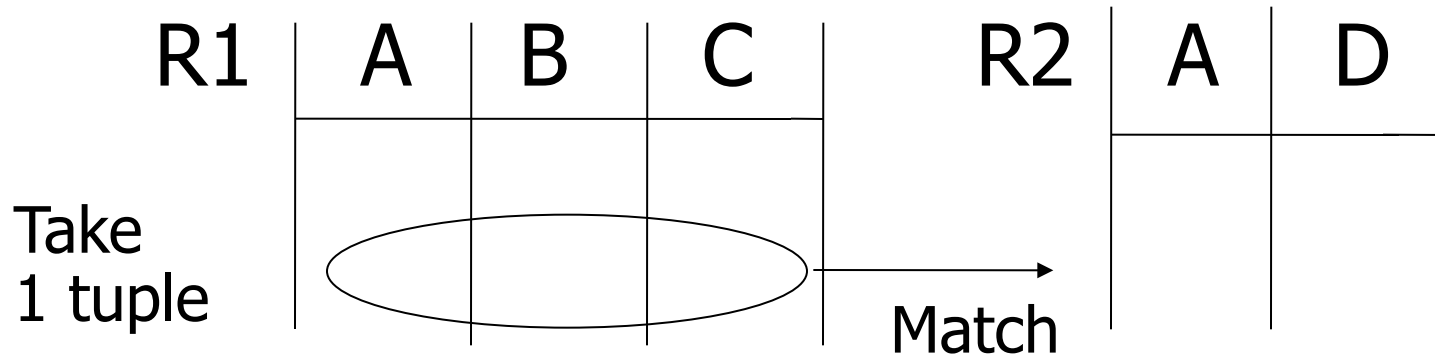
$V(R1,A) \leq V(R2,A) \Rightarrow$  Every A value in R1 is in R2

$V(R2,A) \leq V(R1,A) \Rightarrow$  Every A value in R2 is in R1

# Computing $T(W)$ when $V(R1,A) \leq V(R2,A)$



# Computing $T(W)$ when $V(R1,A) \leq V(R2,A)$



1 tuple matches with  $\frac{T(R2)}{V(R2,A)}$  tuples...

$$\text{so } T(W) = \frac{T(R2)}{V(R2, A)} \times T(R1)$$



- $V(R1,A) \leq V(R2,A) \quad T(W) = \frac{T(R2) T(R1)}{V(R2,A)}$

- $V(R2,A) \leq V(R1,A) \quad T(W) = \frac{T(R2) T(R1)}{V(R1,A)}$

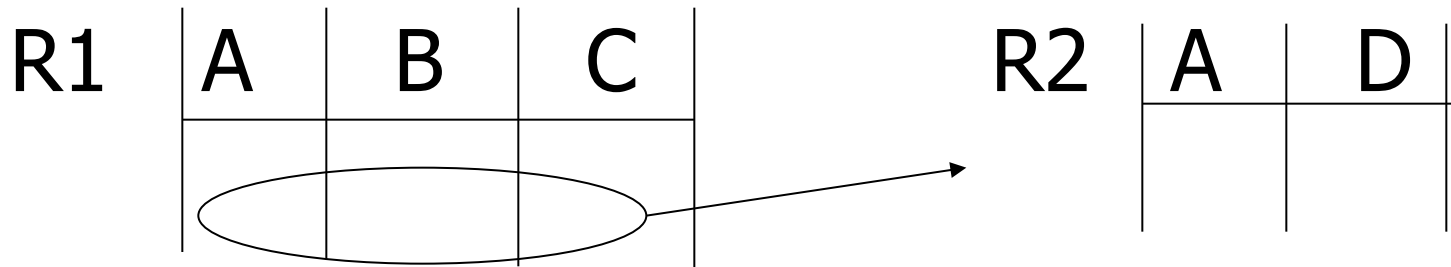
[A is common attribute]

In general  $W = R1 \bowtie R2$

$$T(W) = \frac{T(R2) T(R1)}{\max\{ V(R1,A), V(R2,A) \}}$$

## Case 2 with alternate assumption

Values uniformly distributed over domain



This tuple matches  $T(R2)/\text{DOM}(R2, A)$  so

$$T(W) = \frac{T(R2) T(R1)}{\text{DOM}(R2, A)} = \frac{T(R2) T(R1)}{\text{DOM}(R1, A)}$$

Assume the same

In all cases:

$$S(W) = S(R1) + S(R2) - S(A)$$

←  
size of attribute A

Using similar ideas,  
we can estimate sizes of:

$\Pi_{AB}(R)$

$\sigma_{A=a \wedge B=b}(R)$

$R \bowtie S$  with common attribs.  $A, B, C$

Union, intersection, diff,

Note: for complex expressions, need intermediate T,S,V results.

$$\text{E.g. } W = \underbrace{[\sigma_{A=a}(R1)]}_{\text{Treat as relation } U} \bowtie R2$$

Treat as relation U

$$T(U) = T(R1)/V(R1,A) \quad S(U) = S(R1)$$

Also need  $V(U, *)$  !!

# To estimate Vs

E.g.,  $U = \sigma_{A=a}(R1)$

Say R1 has attribs A,B,C,D

$V(U, A) =$

$V(U, B) =$

$V(U, C) =$

$V(U, D) =$

# Example

R1

	A	B	C	D
cat	1	10	10	
cat	1	20	20	
dog	1	30	10	
dog	1	40	30	
bat	1	50	10	

$$V(R1,A)=3$$

$$V(R1,B)=1$$

$$V(R1,C)=5$$

$$V(R1,D)=3$$

$$U = \sigma_{A=a}(R1)$$



# Example

R1

	A	B	C	D
cat	1	10	10	
cat	1	20	20	
dog	1	30	10	
dog	1	40	30	
bat	1	50	10	

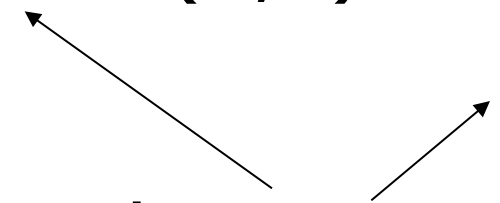
$$V(R1,A)=3$$

$$V(R1,B)=1$$

$$V(R1,C)=5$$

$$V(R1,D)=3$$

$$U = \sigma_{A=a}(R1)$$

$$V(U,A) = 1 \quad V(U,B) = 1 \quad V(U,C) = \frac{T(R1)}{V(R1,A)}$$


$V(D,U)$  ... somewhere in between

Possible Guess      $U = \sigma_{A=a}(R)$

$$V(U,A) = 1$$

$$V(U,B) = V(R,B)$$

For Joins     $U = R1(A,B) \bowtie R2(A,C)$

$$V(U,A) = \min \{ V(R1, A), V(R2, A) \}$$

$$V(U,B) = V(R1, B)$$

$$V(U,C) = V(R2, C)$$

# Example:

$$Z = R1(A,B) \bowtie R2(B,C) \bowtie R3(C,D)$$

R1	$T(R1) = 1000$	$V(R1,A)=50$	$V(R1,B)=100$
R2	$T(R2) = 2000$	$V(R2,B)=200$	$V(R2,C)=300$
R3	$T(R3) = 3000$	$V(R3,C)=90$	$V(R3,D)=500$

Partial Result:  $U = R1 \bowtie R2$

$$T(U) = \frac{1000 \times 2000}{200}$$

$$V(U,A) = 50$$

$$V(U,B) = 100$$

$$V(U,C) = 300$$

$$Z = U \bowtie R3$$

$$T(Z) = \frac{1000 \times 2000 \times 3000}{200 \times 300}$$

$$V(Z,A) = 50$$

$$V(Z,B) = 100$$

$$V(Z,C) = 90$$

$$V(Z,D) = 500$$

# Approximating Distributions

- Summarize the distribution
  - Used to better estimate result sizes
  - Without the need to look at all the data
- Concerns
  - Error metric: How to measure preciseness
  - Memory consumption
  - Computational Complexity



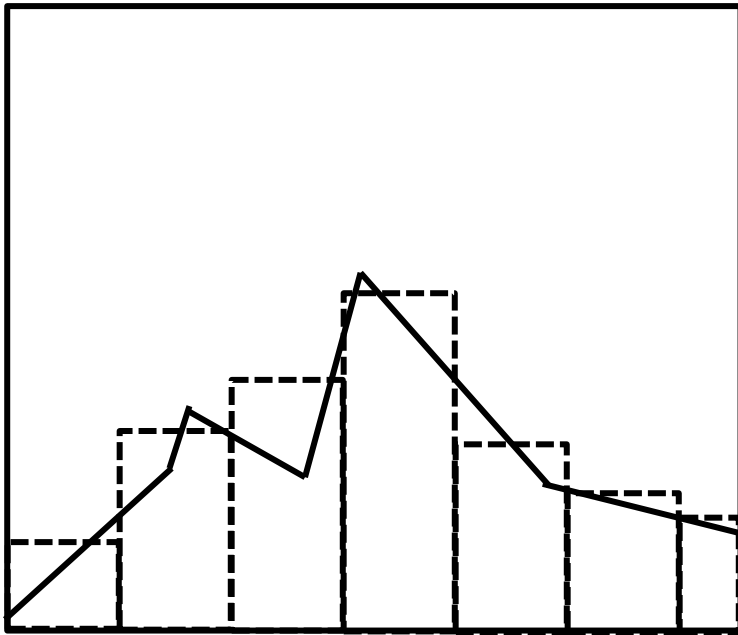
# Approximating Distributions

- Parameterized distribution
  - E.g., gauss distribution
  - Adapt parameters to fit data
- Histograms
  - Divide domain into ranges (buckets)
  - Store the number of tuples per bucket
- Both need to be maintained

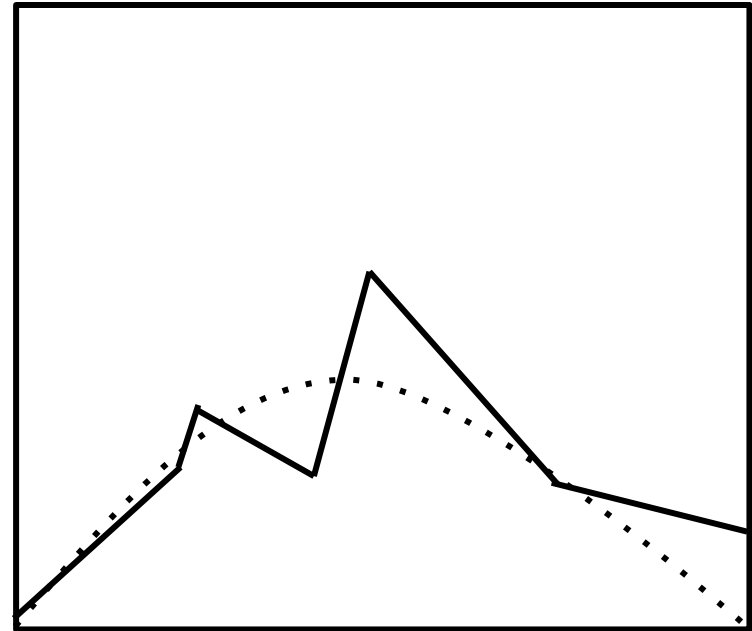




## Histograms



## Parameterized Distribution

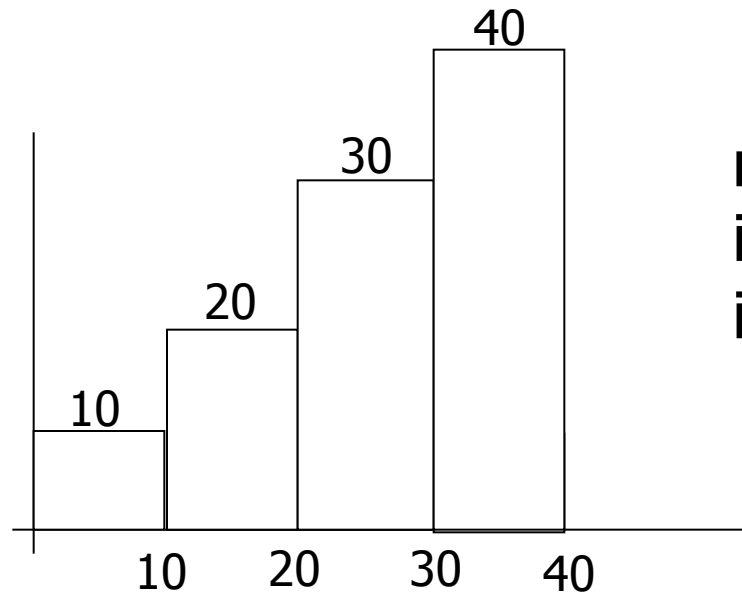


# Maintaining Statistics

- Use separate command that triggers statistics collection
  - Postgres: ANALYZE
- During query processing
  - Overhead for queries
- Use Sampling?



# Estimating Result Size using Histograms



number of tuples  
in R with A value  
in given range

$$\sigma_{A=\text{val}}(R) = ?$$

# Estimating Result Size using Histograms

- $\sigma_{A=val}(R) = ?$
- $|B|$  - number of values per bucket
- $\#B$  – number of records in bucket

$$\frac{\#B}{|B|}$$

# Join Size using Histograms

- $R \bowtie S$
- Use

$$T(W) = \frac{T(R2) T(R1)}{\max\{ V(R1,A), V(R2,A) \}}$$

- Apply for each bucket

# Join Size using Histograms

- $V(R1,A) = V(R2,A) = \text{bucket size } |B|$

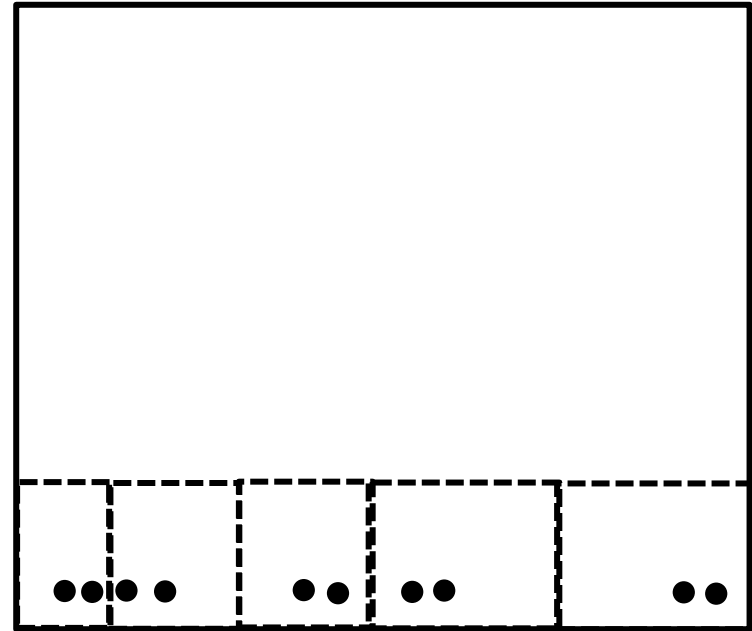
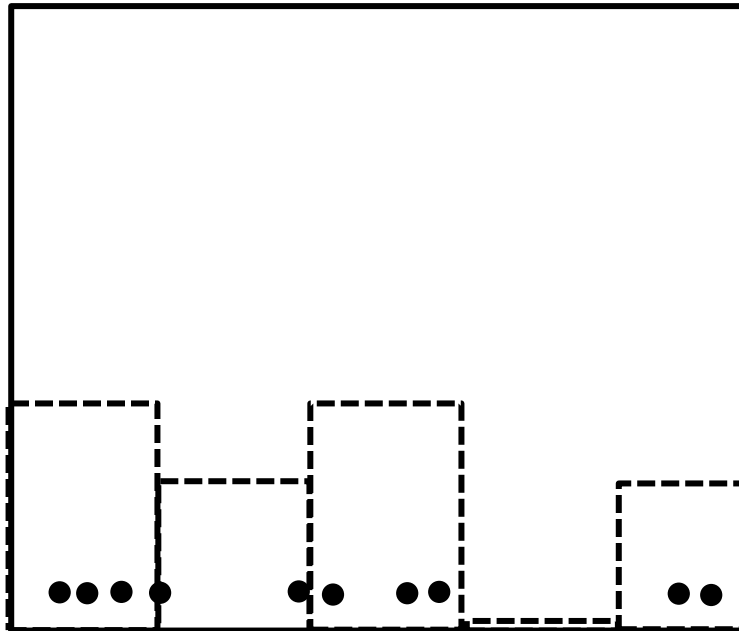
$$T(W) = \sum_{\text{buckets}} \frac{\#B(R2) \#B(R1)}{|B|}$$

# Equi-width vs. Equi-depth

- Equi-width
  - All buckets contain the same number of values
  - Easy, but inaccurate
- Equi-depth (used by most DBMS)
  - All buckets contain the same number of tuples
  - Better accuracy, need to sort data to compute



# Equi-width vs. Equi-depth





# Construct Equi-depth Histograms

- Sort input
- Determine size of buckets
  - $\#bucket / \#tuples$
- Example 3 buckets

1, 5, 44, 6, 10, 12, 3, 6, 7

1, 3, 5, 6, 6, 7, 10, 12, 44

[1-5] [6-8] [9-44]

# Advanced Techniques

- Wavelets
- Approximate Histograms
- Sampling Techniques
- Compressed Histograms



# Summary

- Estimating size of results is an “art”
- Don’ t forget:  
Statistics must be kept up to date...  
(cost?)

# Outline

- Estimating cost of query plan
  - Estimating size of results ← done!
  - Estimating # of IOs ← next...
  - Operator Implementations
- Generate and compare plans

# CS 525: Advanced Database Organization

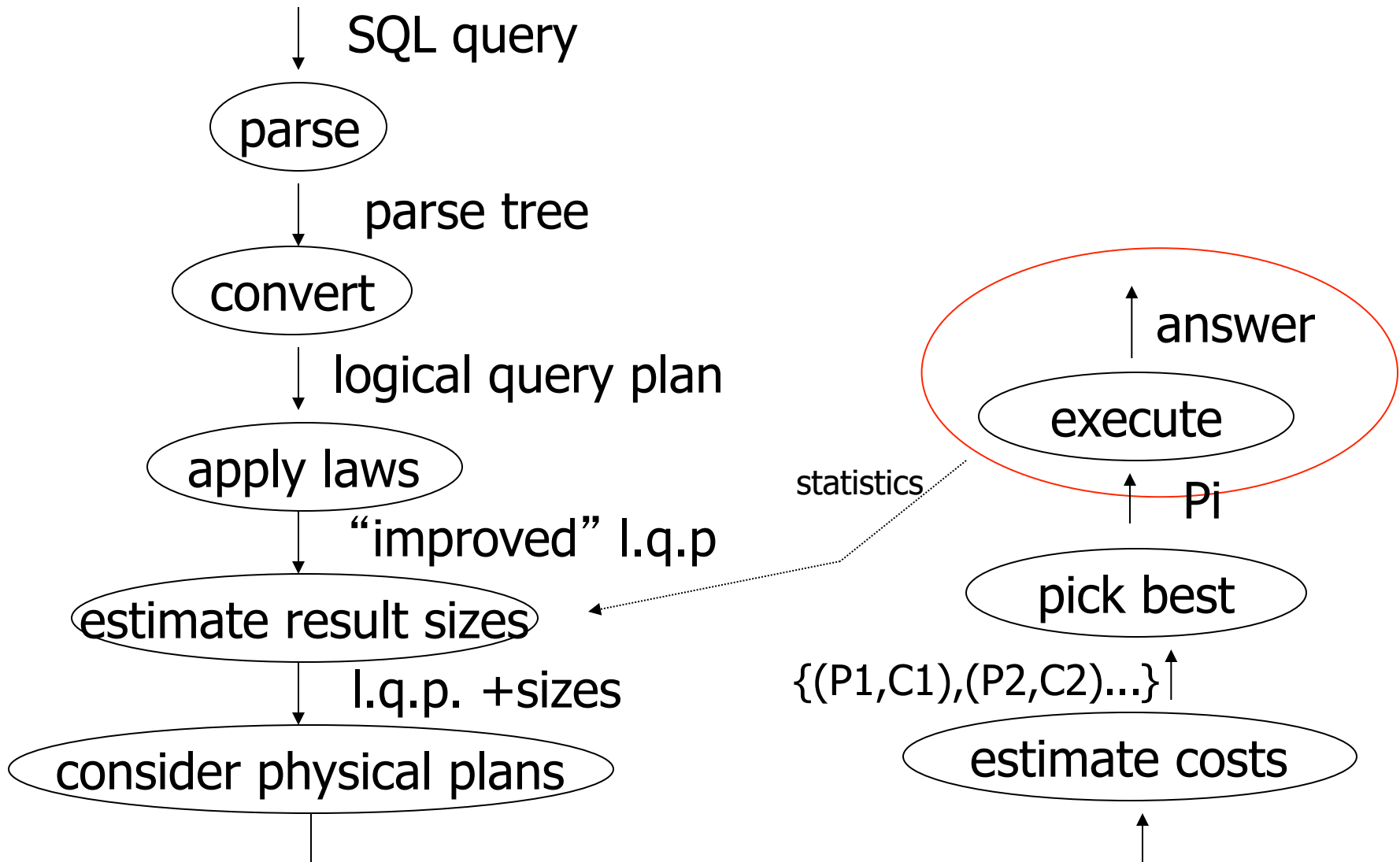


## **10: Query Execution**

Boris Glavic

Slides: adapted from a [course](#) taught by [Hector Garcia-Molina](#), Stanford InfoLab





$\{P1, P2, \dots\}$

# Query Execution

- Here only:
  - how to implement operators
  - what are the costs of implementations
  - how to implement queries
    - Data flow between operators
- Next part:
  - How to choose good plan

# Execution Plan

- A tree (DAG) of physical operators that implement a query
- May use indices
- May create temporary relations
- May create indices on the fly
- May use auxiliary operations such as sorting





# How to estimate costs

- If everything fits into memory
  - Standard computational complexity
- If not
  - Assume fixed memory available for buffering pages
  - Count I/O operations
  - Real systems combine this with CPU estimations



# Estimating IOs:

- Count # of disk blocks that must be read (or written) to execute query plan

To estimate costs, we may have additional parameters:

$B(R)$  = # of blocks containing  $R$  tuples

$f(R)$  = max # of tuples of  $R$  per block

$M$  = # memory blocks available



To estimate costs, we may have additional parameters:

$B(R)$  = # of blocks containing R tuples

$f(R)$  = max # of tuples of R per block

$M$  = # memory blocks available

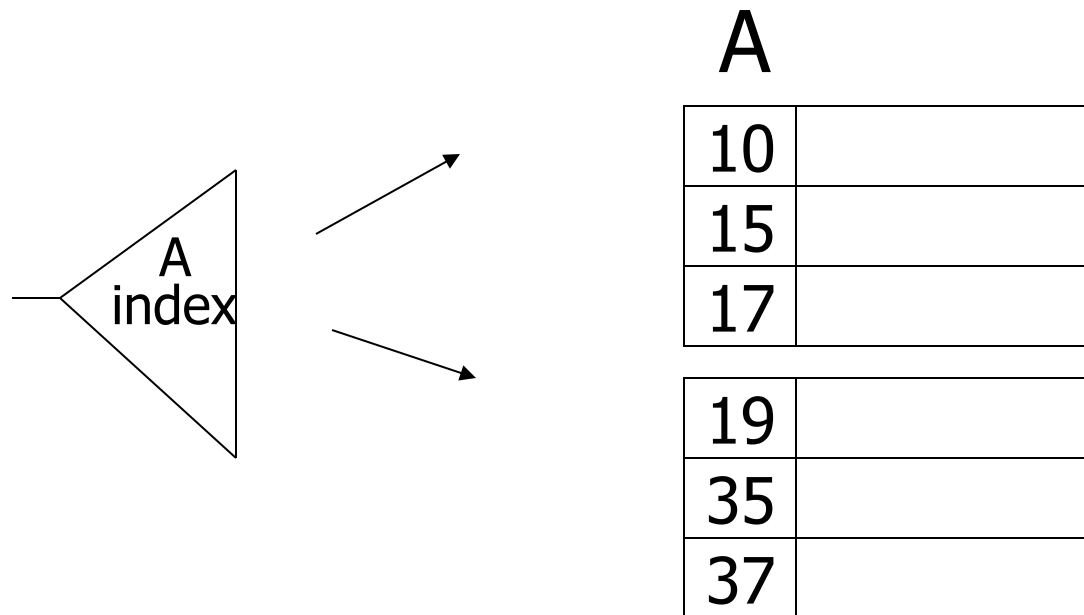
$HT(i)$  = # levels in index  $i$

$LB(i)$  = # of leaf blocks in index  $i$



# Clustered index

Index that allows tuples to be read in an order that corresponds to physical order



# Operators Overview

- (External) Sorting
- Joins (Nested Loop, Merge, Hash, ...)
- Aggregation (Sorting, Hash)
- Selection, Projection (Index, Scan)
- Union, Set Difference
- Intersection
- Duplicate Elimination



# Operator Profiles

- Algorithm
- In-memory complexity: e.g.,  $O(n^2)$
- Memory requirements
  - Runtime based on available memory
- #I/O if operation needs to go to disk
- Disk space needed
- Prerequisites
  - Conditions under which the operator can be applied



# Execution Strategies

- Compiled
  - Translate into C/C++/Assembler code
  - Compile, link, and execute code
- Interpreted
  - Generic operator implementations
  - Generic executor
    - Interprets query plan





# Virtual Machine Approach

- Implement virtual machine of low-level DBMS operations
- Compile query into machine-code for that machine



# Iterator Model

- Need to be able to combine operators in different ways
  - E.g., join inputs may be scans, or outputs of other joins, ...
  - -> define generic interface for operators
  - be able to arbitrarily compose complex plans from a small set of operators

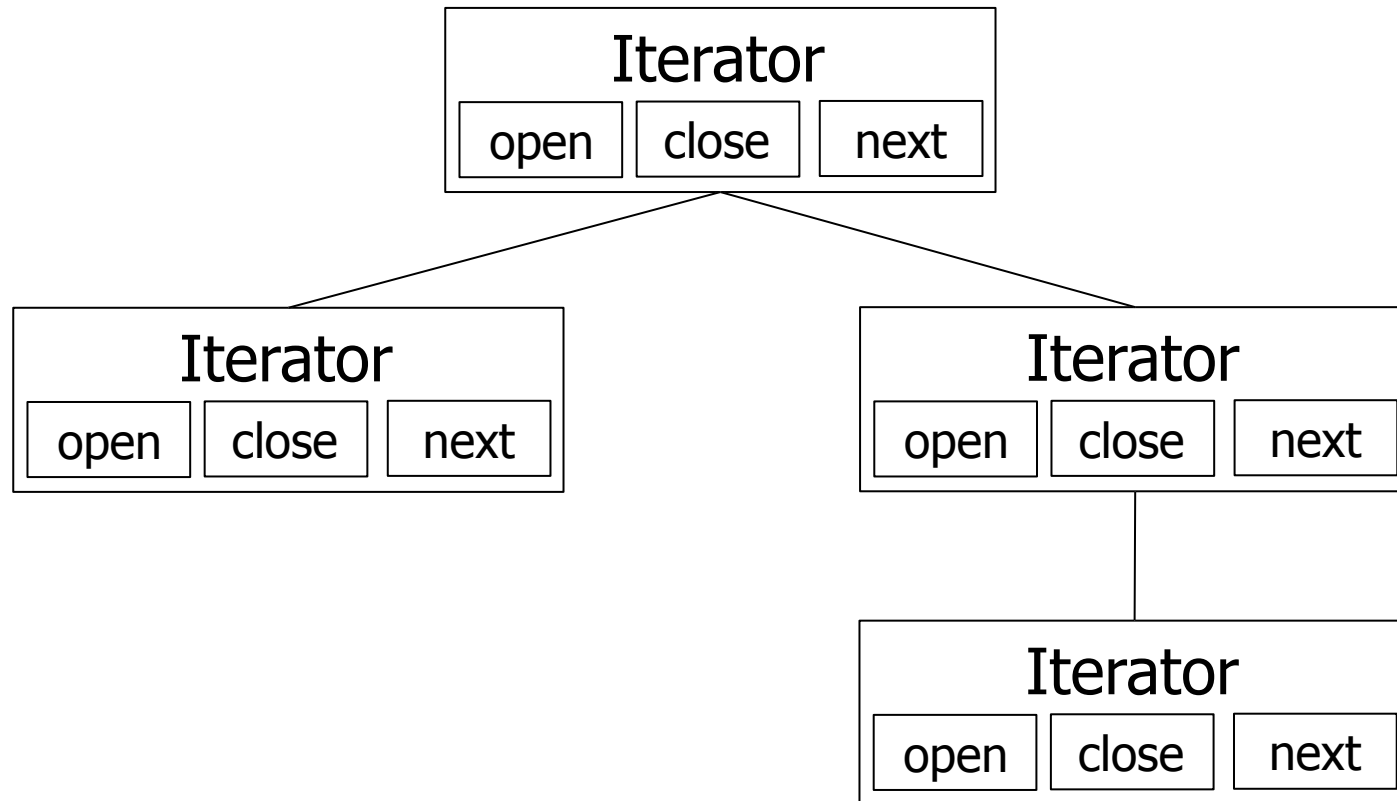


# Iterator Model - Interface

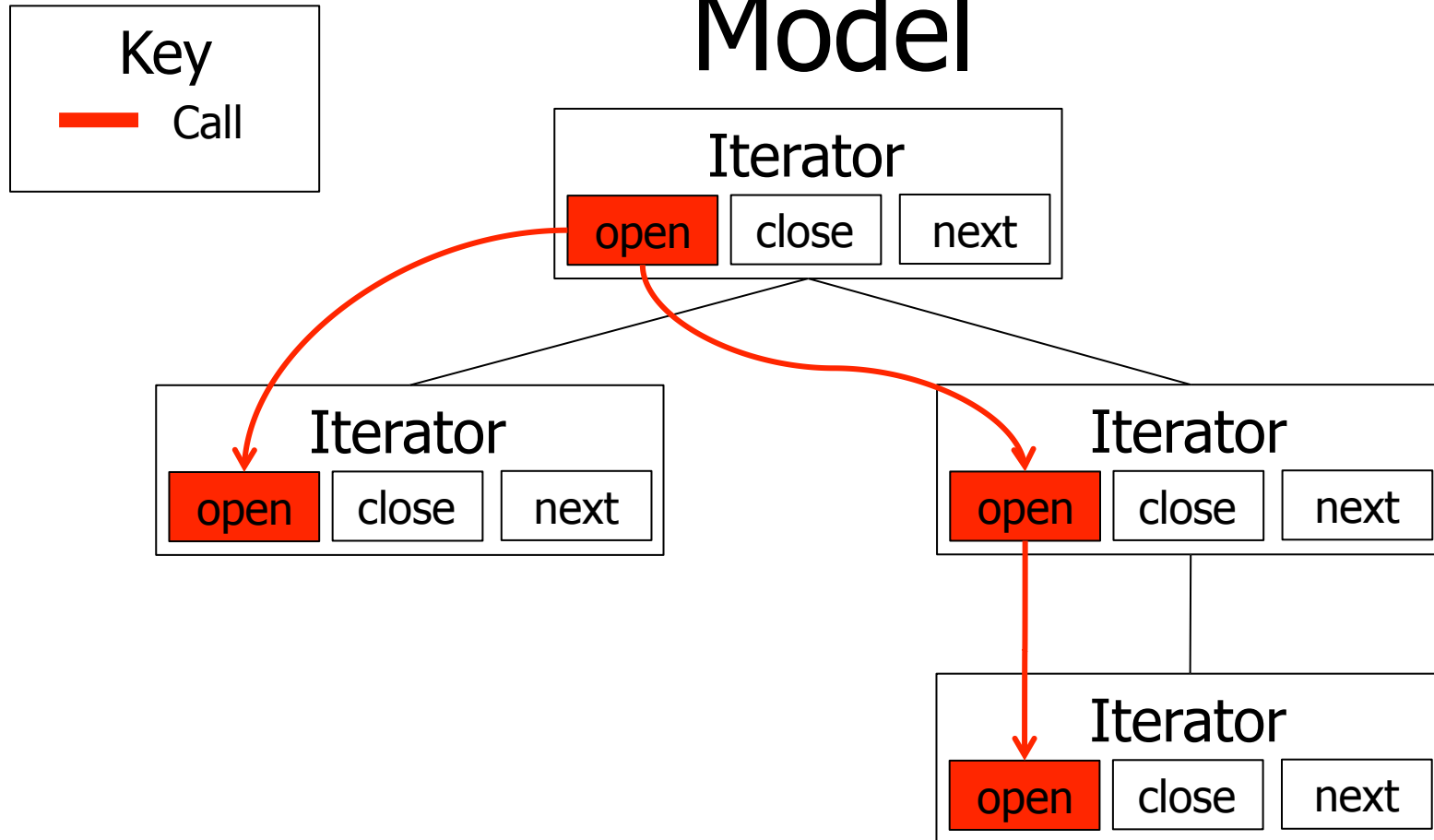
- **Open**
  - Prepare operator to read inputs
- **Close**
  - Close operator and clean up
- **Next**
  - Return next result tuple



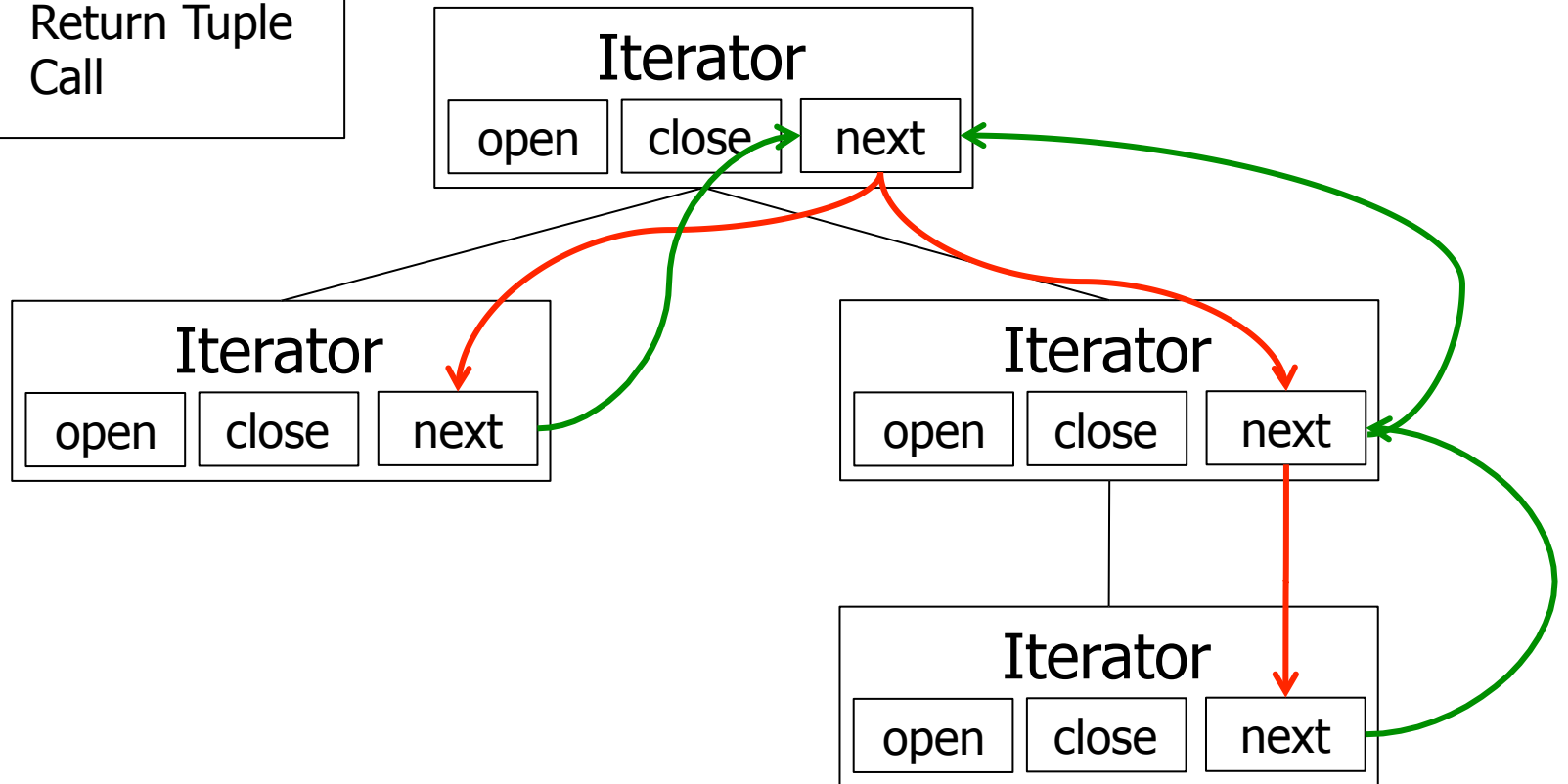
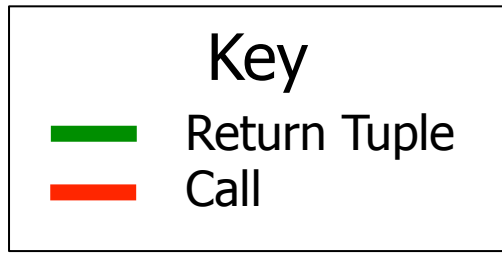
# Query Execution – Iterator Model



# Query Execution – Iterator Model



# Query Execution – Iterator Model



# Parallelism

- Iterator Model
  - **Pull-based** query execution
- Potential types of parallelism
  - Inter-query (every multiuser system)
  - Intra-operator
  - Inter-operator

# Intra-Operator Parallelism

- Execute portions of an operator in parallel
  - Merge-Sort
    - Assign a processor to each merge phase
  - Scan
    - Partition tables
    - Each process scans one partition





# Inter-Operator Parallelism

- Each process executes one or more operators
- **Pipelining**
  - **Push-based** query execution
  - Chain operators to directly produce results
  - Pipeline-breakers
    - Operators that need to consume the whole input (or large parts) before producing outputs

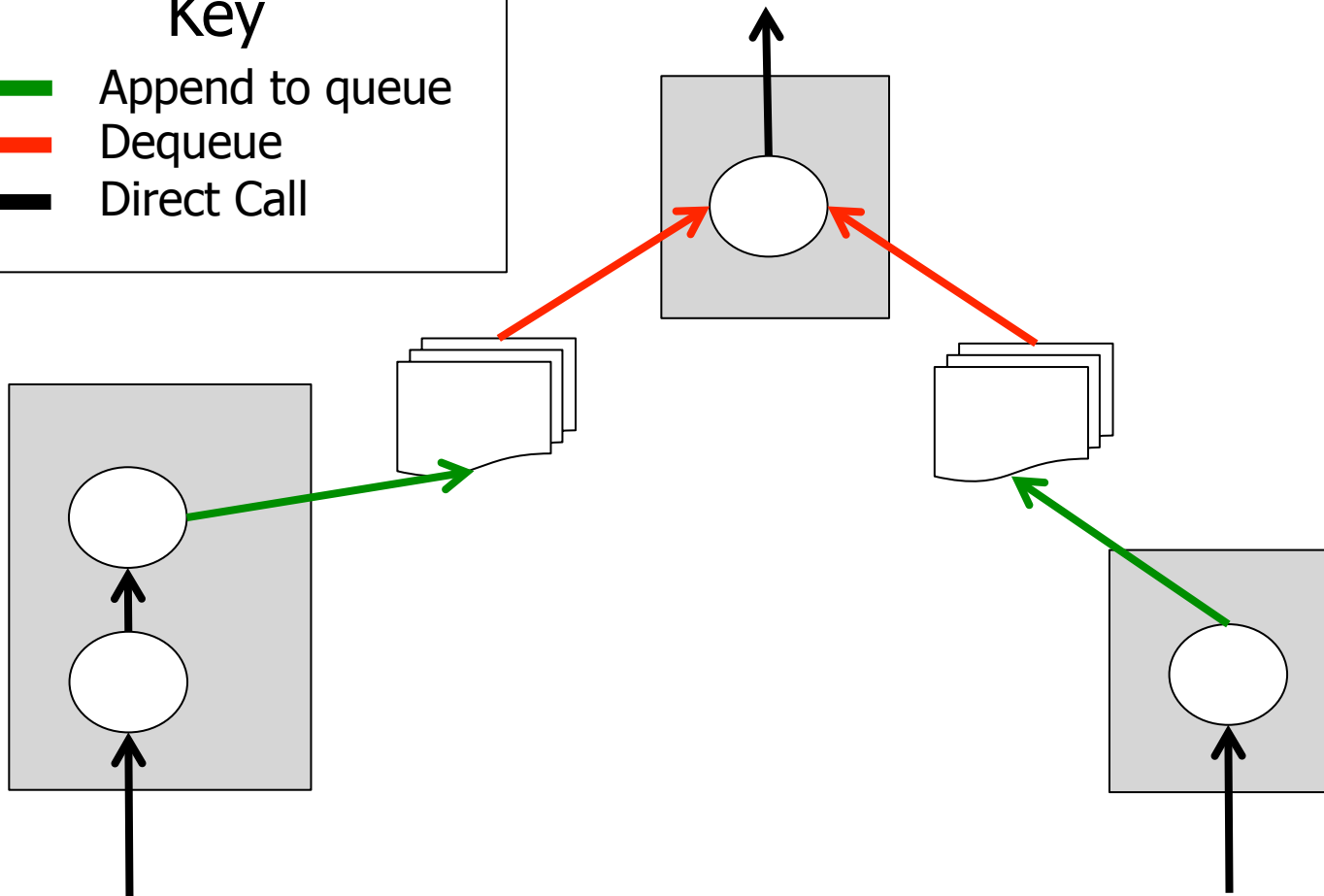
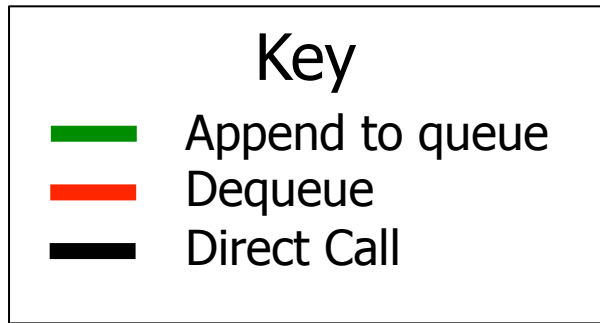


# Pipelining Communication

- Queues
  - Operators push their results to queues
  - Operators read their inputs from queues
- Direct call
  - Operator calls its parent in the tree with results
  - Within one process



# Pipelines



# Pipeline-breakers

- Sorting
  - All operators that apply sorting
- Aggregation
- Set Difference
- Some implementations of
  - Join
  - Union



# Operators Overview

- (External) Sorting
- Joins (Nested Loop, Merge, Hash, ...)
- Aggregation (Sorting, Hash)
- Selection, Projection (Index, Scan)
- Union, Set Difference
- Intersection
- Duplicate Elimination



# Sorting

- Why do we want/need to sort
  - Query requires sorting (ORDER BY)
  - Operators require sorted input
    - Merge-join
    - Aggregation by sorting
    - Duplicate removal using sorting



# In-memory sorting

- Algorithms from data structures 101
  - Quick sort
  - Merge sort
  - Heap sort
  - Intro sort
  - ...



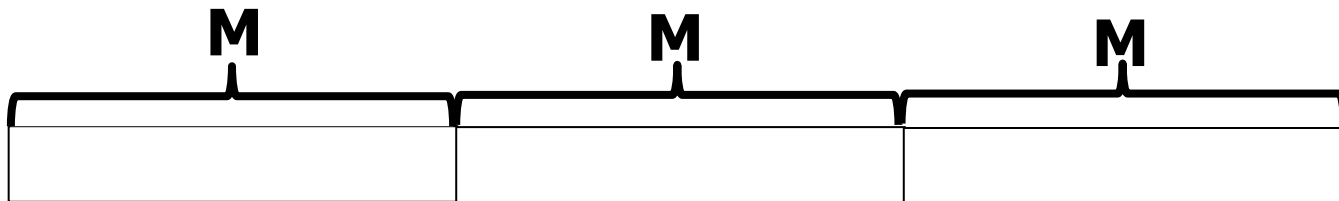
# External sorting

- Problem:
  - Sort **N** pages of data with **M** pages of memory
- Solutions?



# First Idea

- Split data into runs of size **M**
- Sort each run in memory and write back to disk
  - $\lceil N/M \rceil$  sorted runs of size **M**
- Now what?



# Merging Runs

- Need to create bigger sorted runs out of sorted smaller runs
  - Divide and Conquer
  - Merge Sort?
- How to merge two runs that are bigger than **M**?

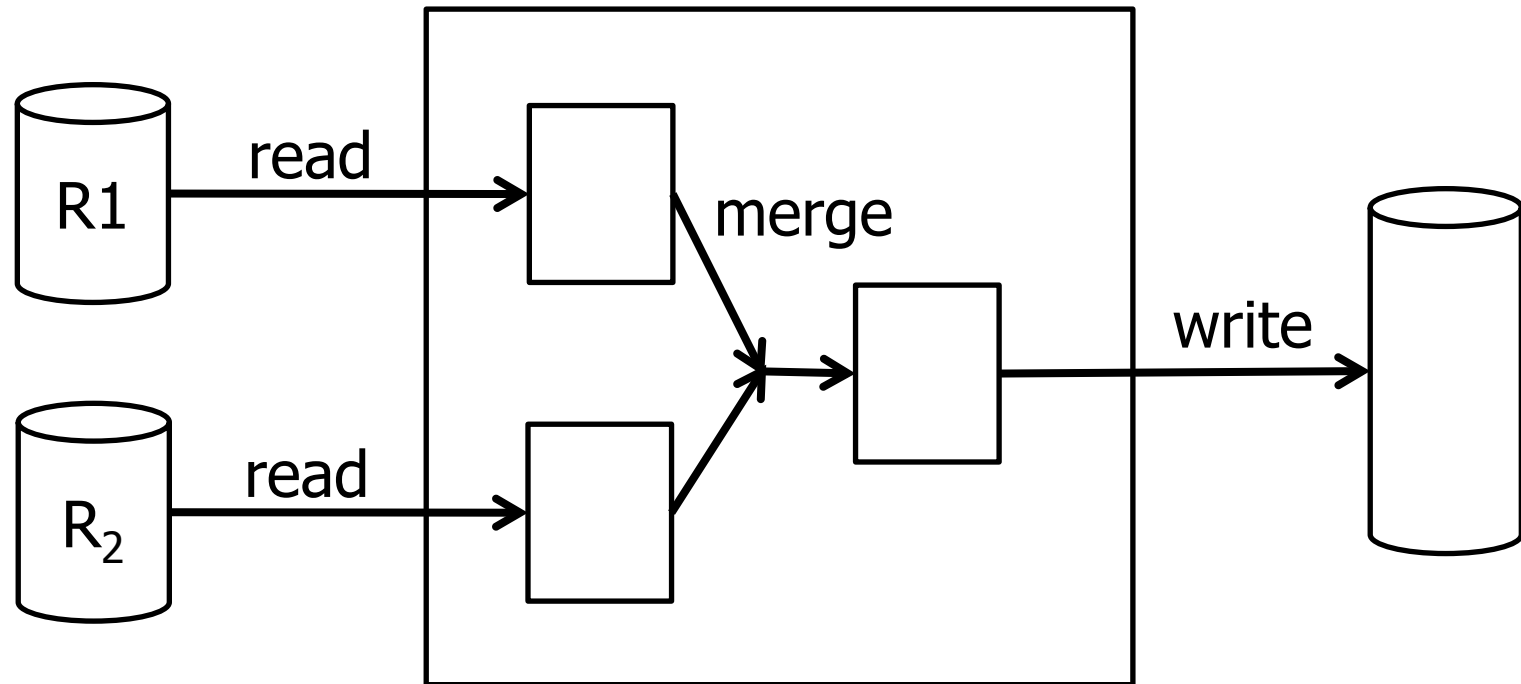


# Merging Runs using 3 pages

- Merging sorted runs  $R_1$  and  $R_2$
- Need 3 pages
  - One page to buffer pages from  $R_1$
  - One page to buffer pages from  $R_2$
  - One page to buffer the result
    - Whenever this buffer is full, write it to disk



# Merging Runs



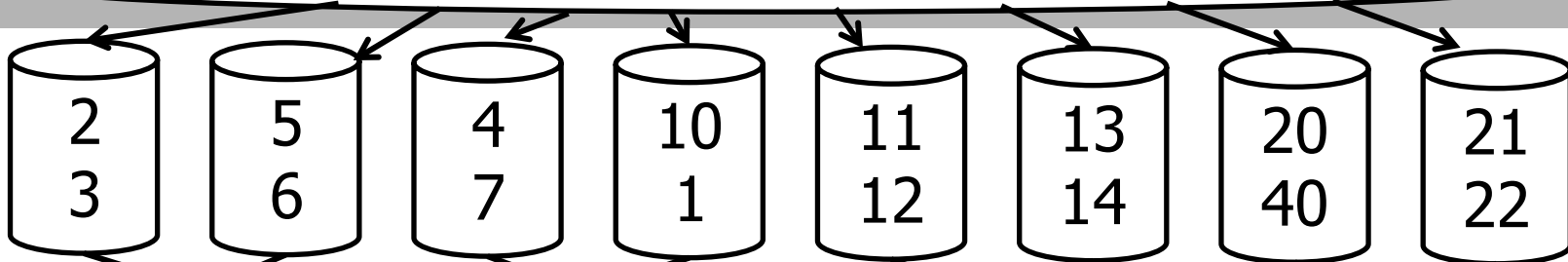
# 2-Way External Mergesort

- Repeat process until we have one sorted run
- Each iteration (pass) reads and writes the whole table once:  **$2 B(R)$**  I/Os
- Each pass doubles the run size
  - **$1 + \lceil \log_2 (B(R) / M) \rceil$**  runs
  - **$2 B(R) * (1 + \lceil \log_2 (B(R) / M) \rceil)$**  I/Os

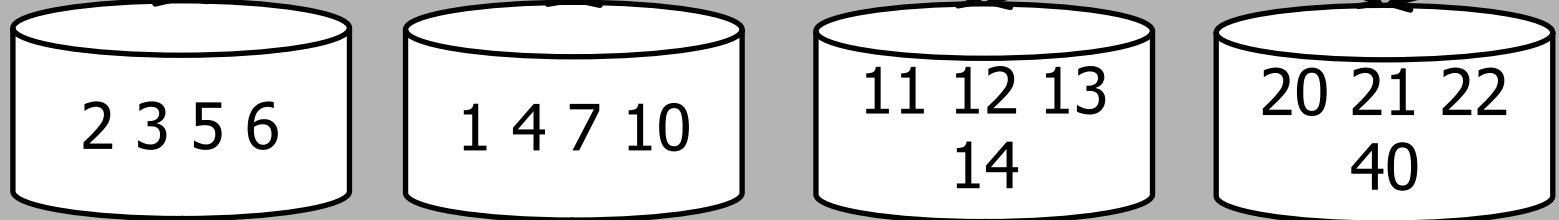
Input

2 3 6 5 7 4 10 1 11 12 13 14 20 40 22 21

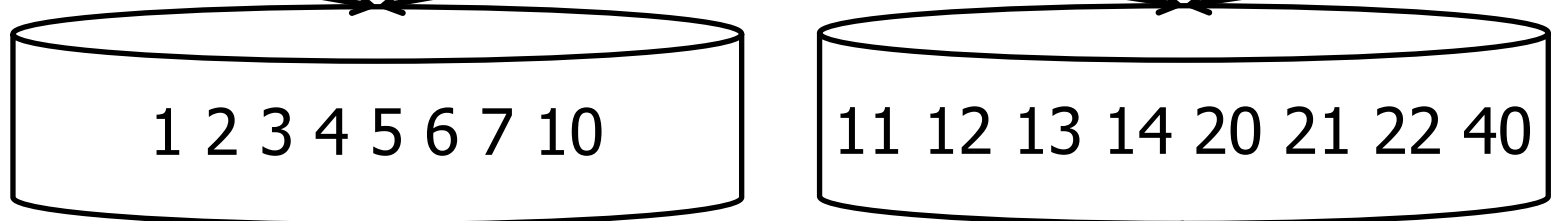
Pass 0



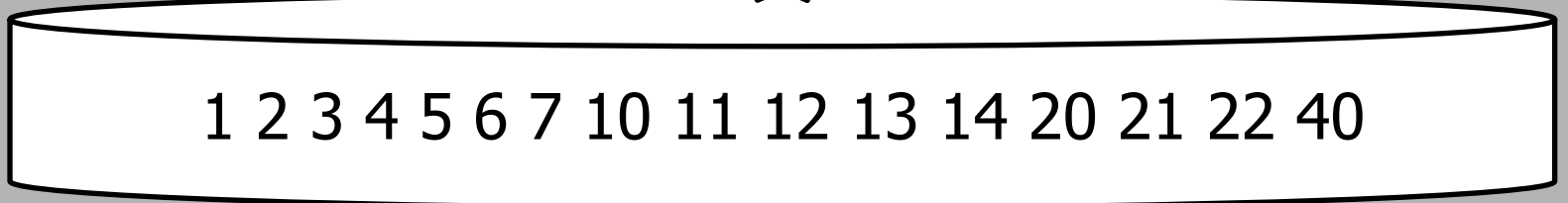
Pass 1



Pass 2



Pass 3



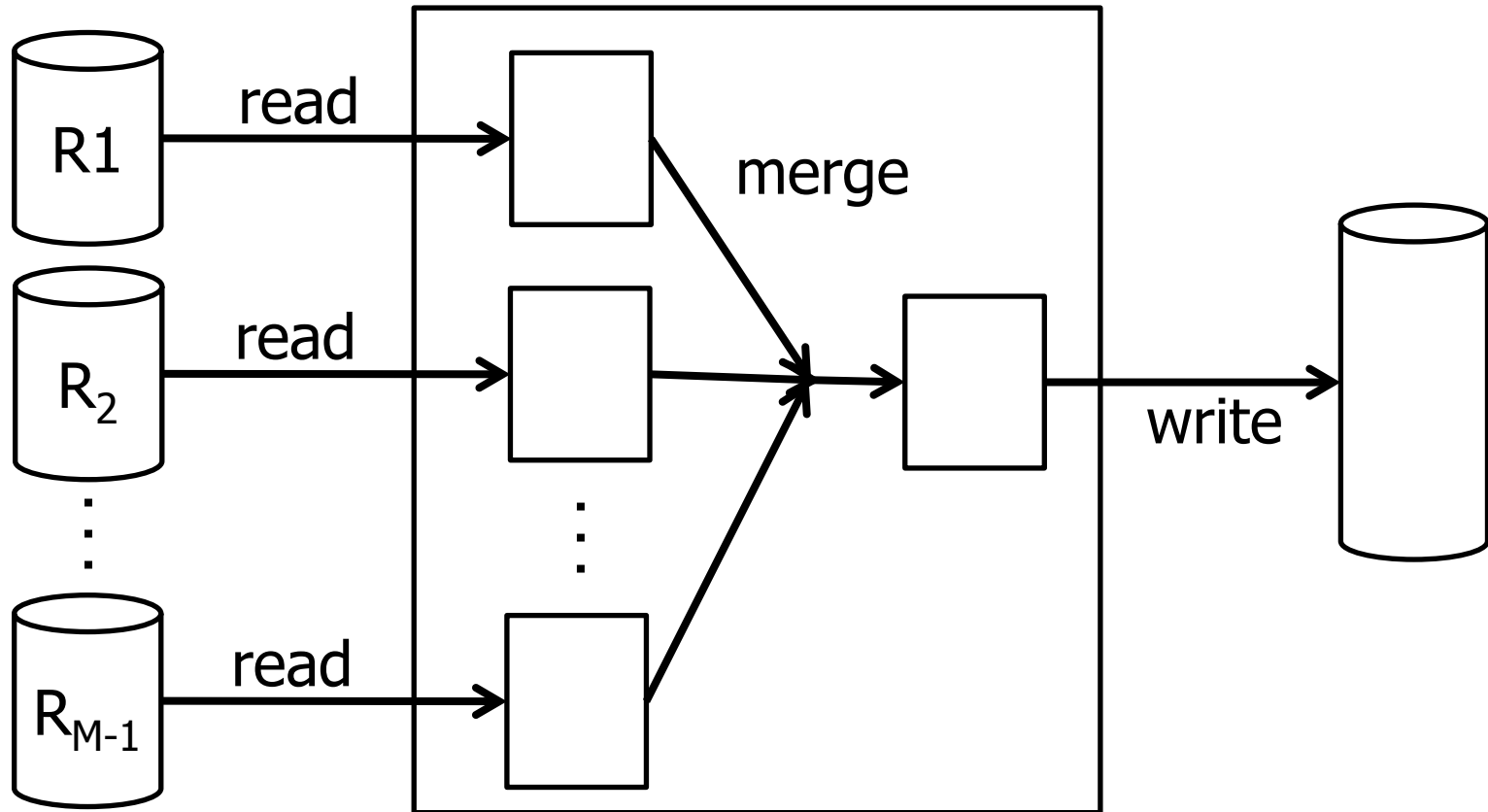
# N-Way External Mergesort

- How to utilize **M** buffer during merging?
- Each pass merges **M-1** runs at once
  - One memory page as buffer for each run
- #I/Os

**$1 + \lceil \log_{M-1} (B(R) / M) \rceil$**  runs

**$2 B(R) * (1 + \lceil \log_{M-1} (B(R) / M) \rceil)$**  I/Os

# Merging Runs





# How many passes do we need?

<b>N</b>	<b>M=17</b>	<b>M=129</b>	<b>M=257</b>	<b>M=513</b>	<b>M=1025</b>
100	2	1	1	1	1
1,000	3	2	2	2	1
10,000	4	2	2	2	2
100,000	5	3	3	2	2
1,000,000	5	3	3	3	2
10,000,000	6	4	3	3	3
100,000,000	7	4	4	3	3
1,000,000,000	8	5	4	4	3

# To put into perspective

- Scenario
  - Page size 4KB
  - 1TB of data (250,000,000)
  - 10MB of buffer for sorting (250)
- Passes
  - 4 passes



# Merge

- In practice would want larger I/O buffer for each run
- Trade-off between number of runs and efficiency of I/O



# Improving in-memory merging

- Merging **M** runs
  - To choose next element to output
  - Have to compare **M** elements
  - -> complexity linear in **M**:  **$O(M)$**
- How to improve that?
  - Use priority queue to store current element from each run
  - ->  **$O(\log_2(M))$**

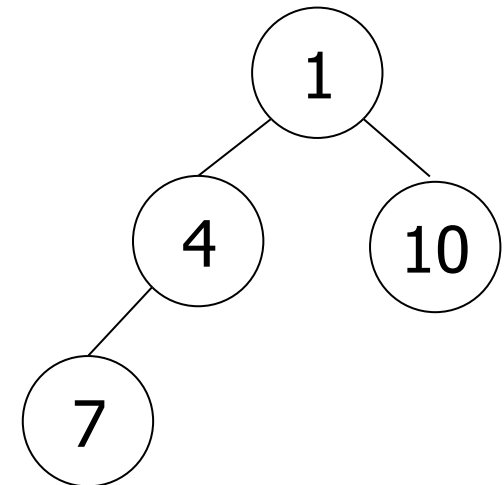
# Priority Queue

- Queue for accessing elements in some given order
  - **pop-smallest** = return and remove smallest element in set
  - **Insert(e)** = insert element into queue



# Min-Heap

- Implementation of priority queue
  - Store elements in a binary tree
  - All levels are full (except leaf level)
  - Heap property
    - Parent is smaller than child
- Example: { 1, 4, 7, 10 }



# Min-Heap Insertion

- **insert(e)**
  1. Add element at next free leaf node
    - This may invalidate heap property
  2. If node smaller than parent then
    - Switch node with parent
  3. Repeat until 2) cannot be applied anymore

# Min-Heap Dequeue

- **pop-smallest**

1. Return Root and use right-most leaf as new root
  - This may invalidate heap property
2. If node smaller than child then
  - Switch node with smaller child
3. Repeat until 2) cannot be applied anymore

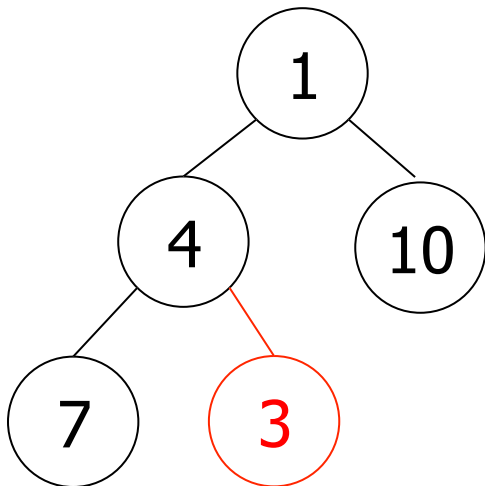




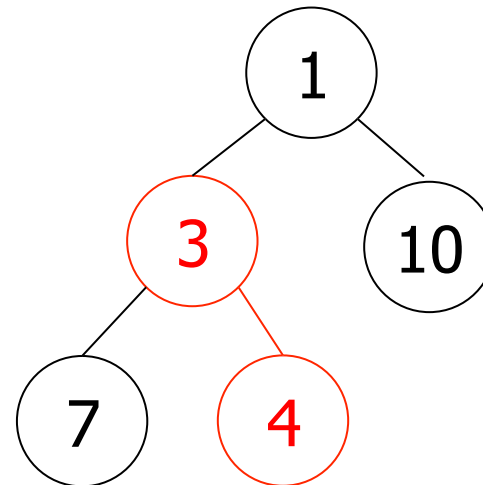
# Insertion

- Insert 3

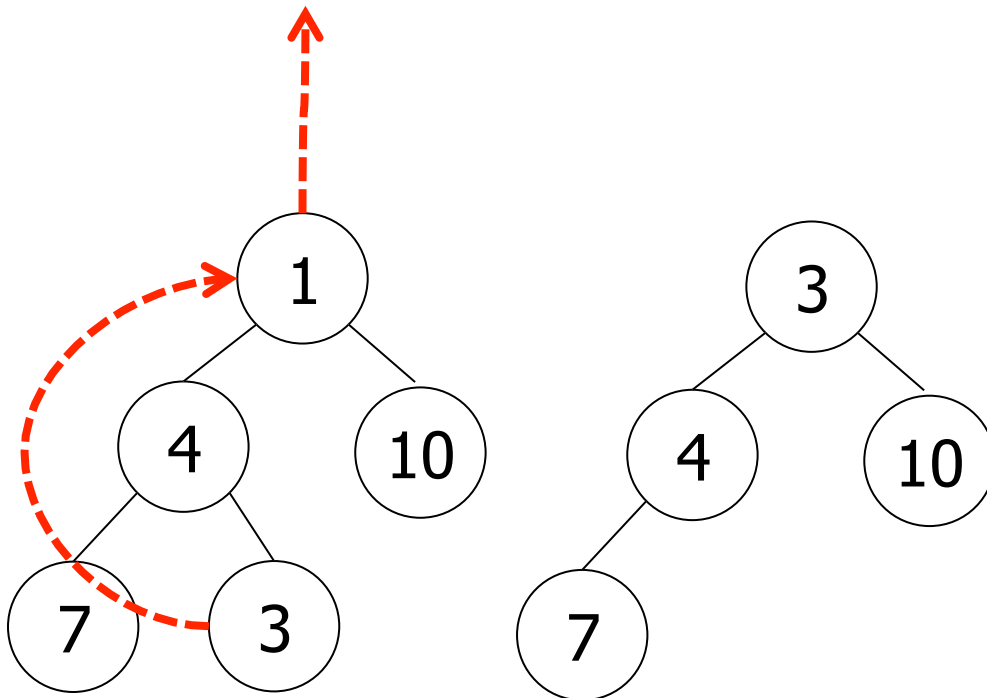
Insert at first free position



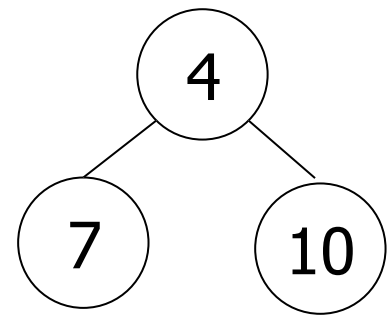
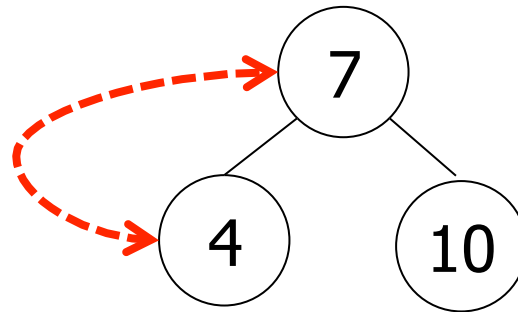
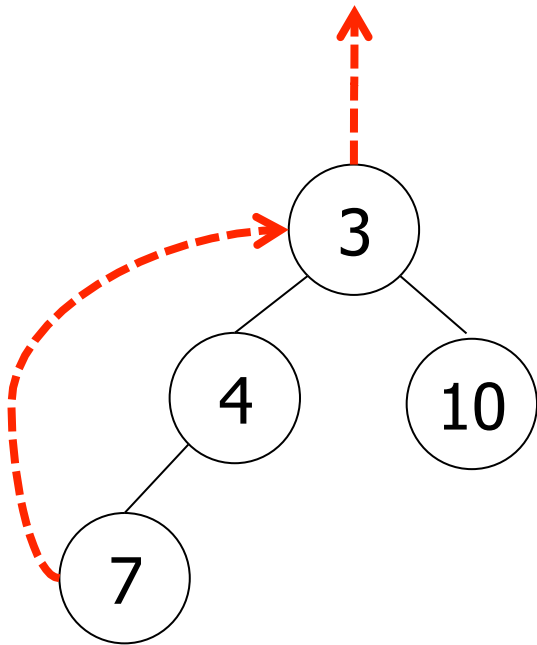
Restore heap property



# Deque



# Dequeue

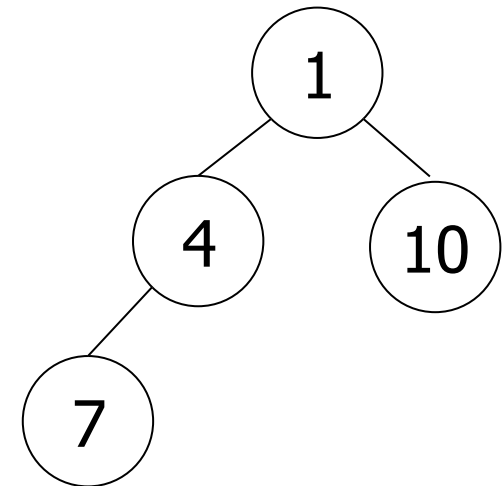
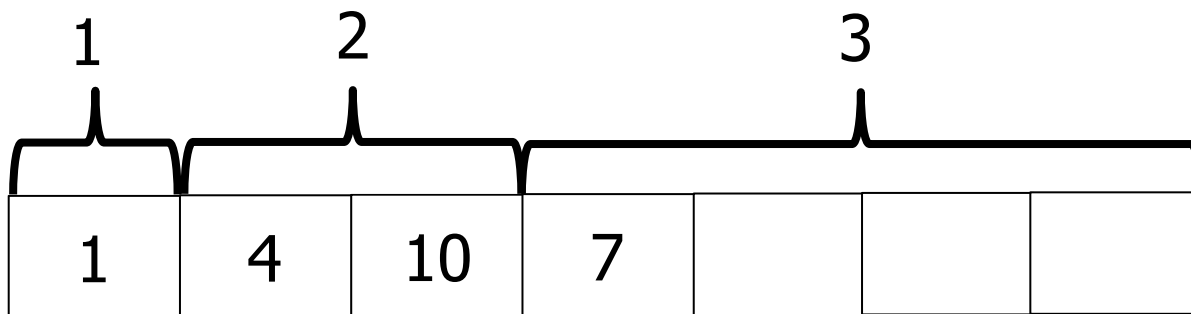


# Min/Max-Heap Complexity


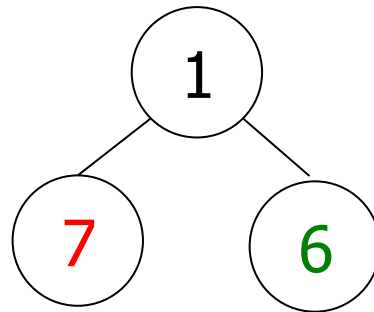
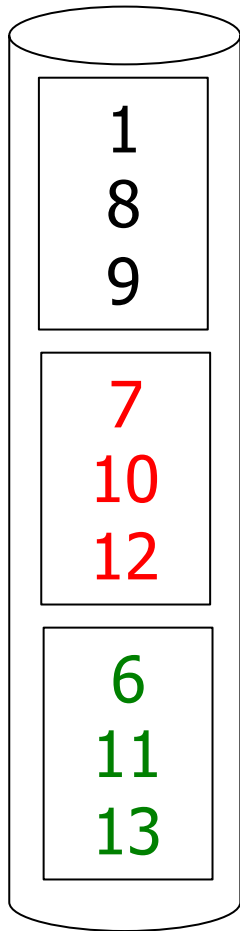
- Heap is a complete tree
  - Height is  $O(\log_2(n))$
- Insertion
  - Maximal height of the tree switches
  - $\rightarrow O(\log_2(n))$
- Dequeue
  - Maximal height of the tree switches
  - $\rightarrow O(\log_2(n))$

# Min-Heap Implementation

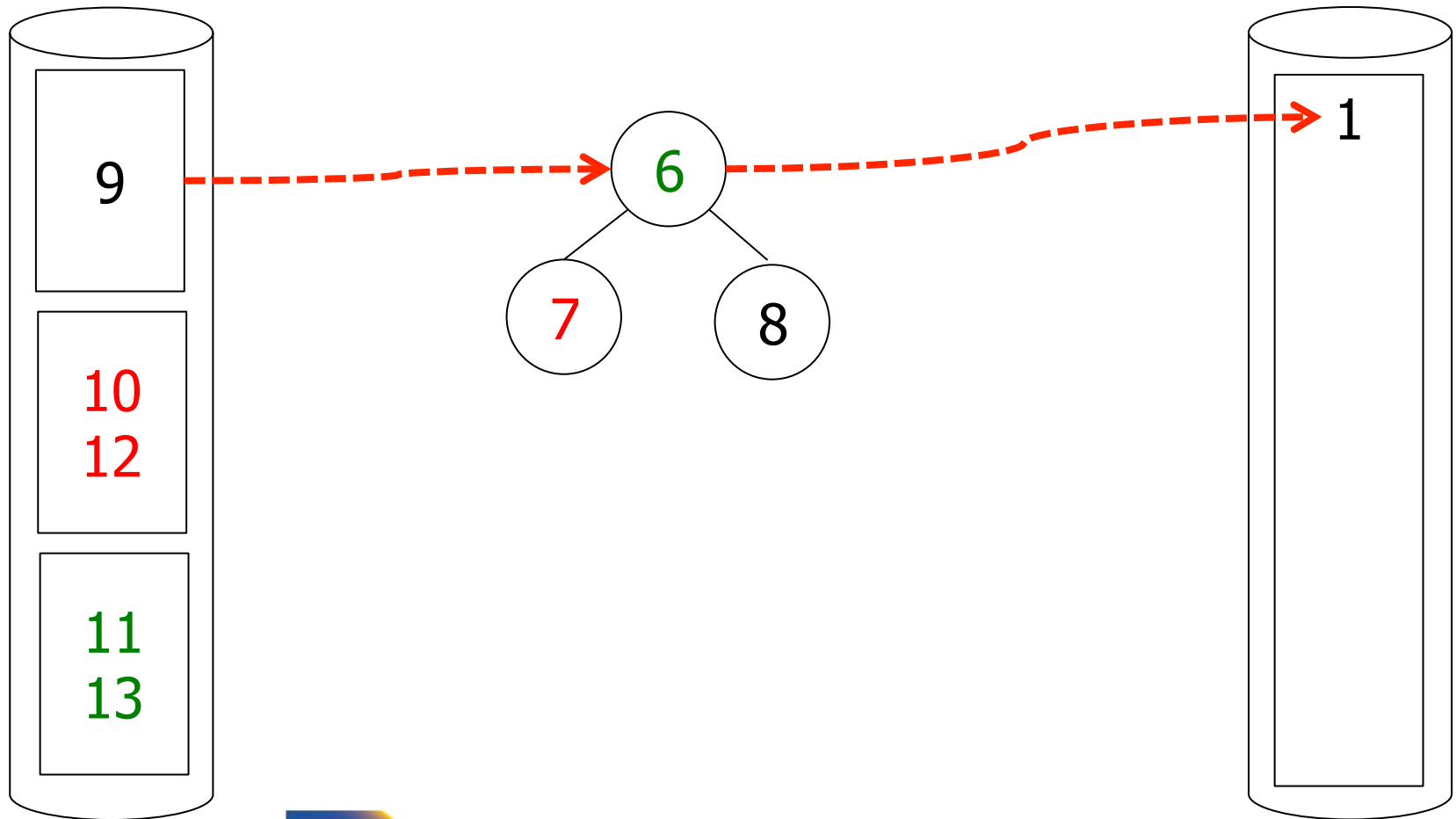
- Full tree
  - Use array to implement tree
- Compute positions
  - $\text{Parent}(n) = \lfloor (n-1) / 2 \rfloor$
  - $\text{Children}(n) = 2n + 1, 2n + 2$



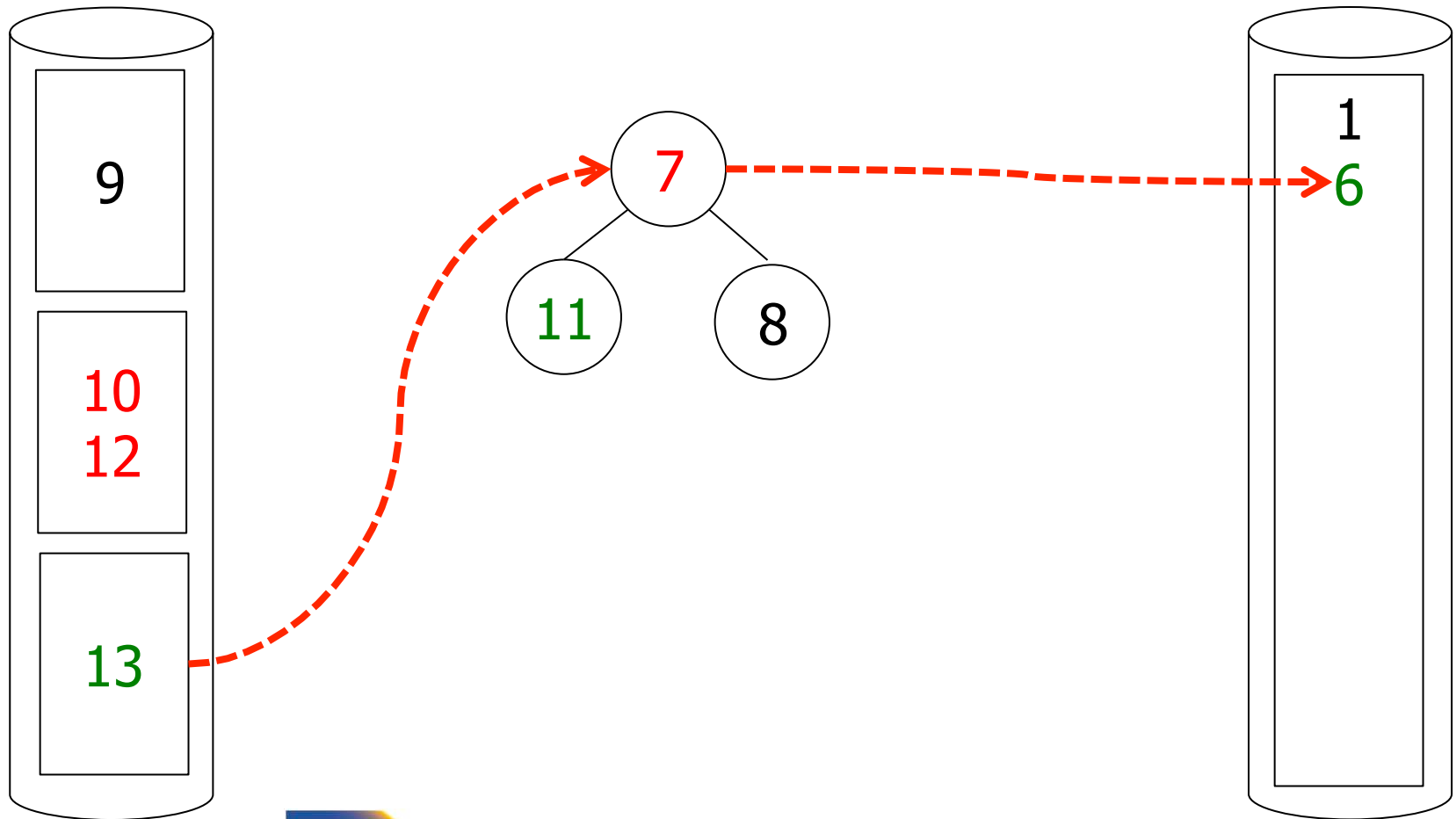
# Merging with Priority Queue



# Merging with Priority Queue



# Merging with Priority Queue

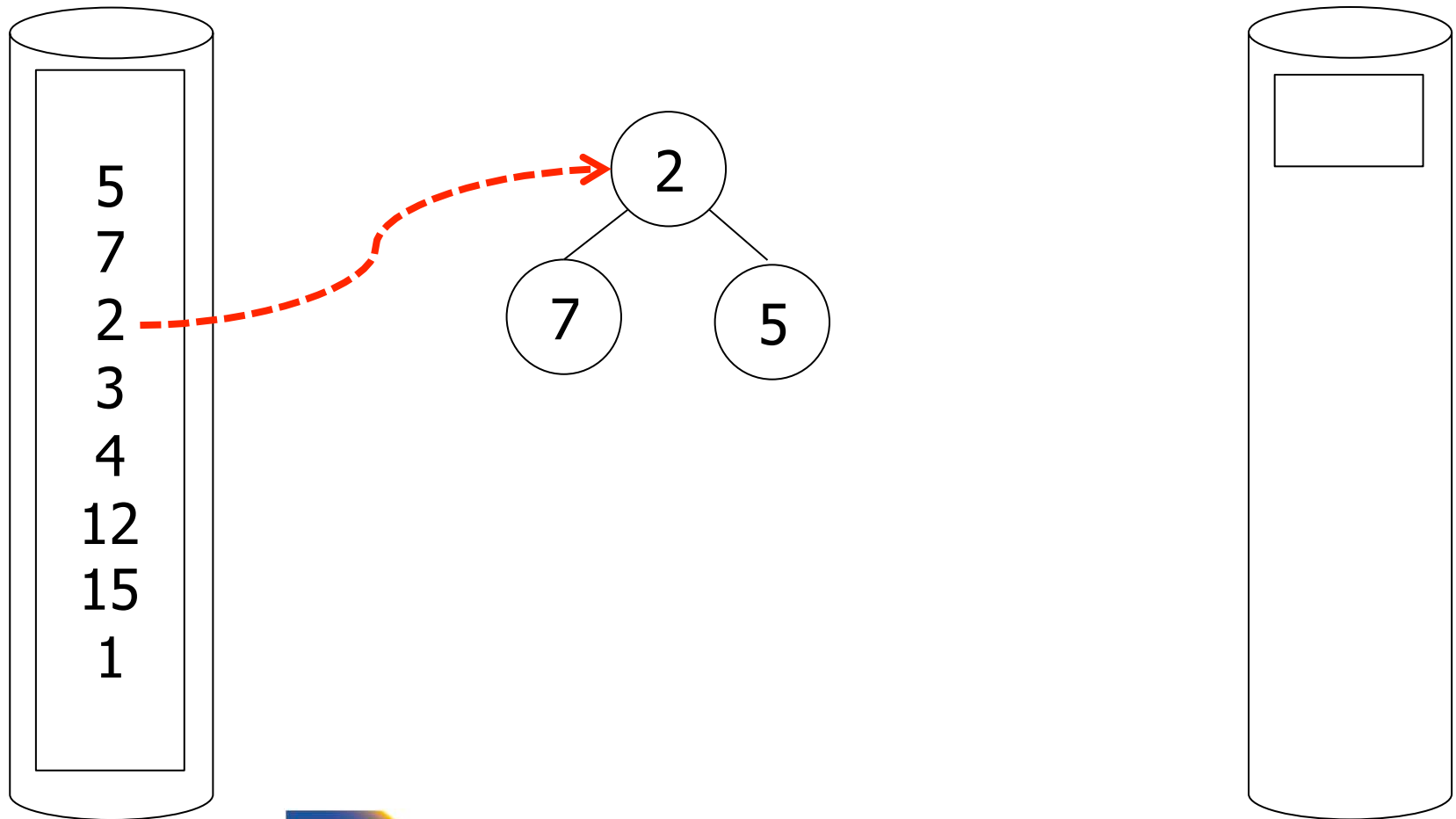




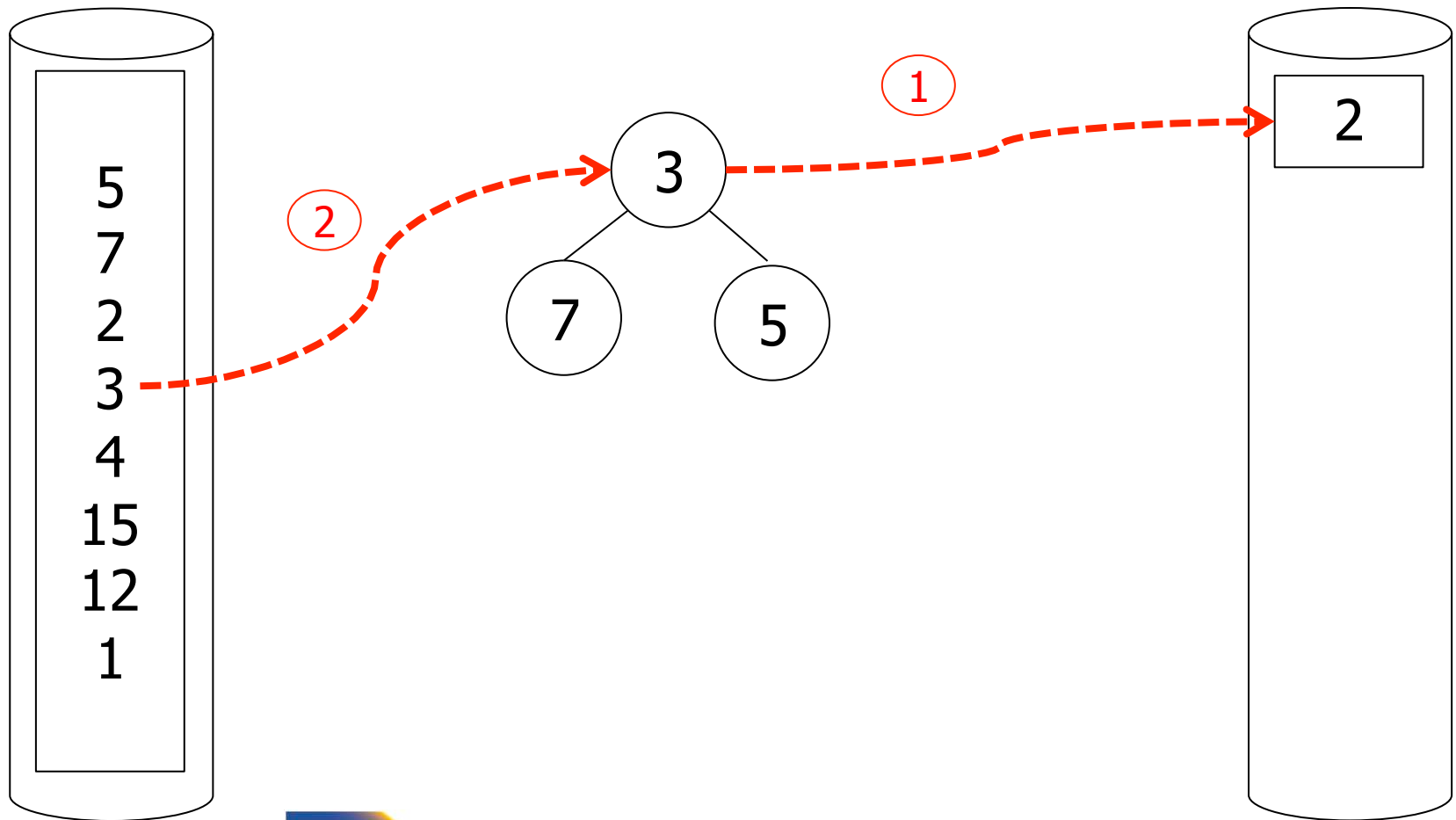
# Using a heap to generate runs

- Read inputs into heap
  - Until available memory is full
- Replace elements
  - Remove smallest element from heap
    - If larger than last element written of current run then write to current run
    - Else create a new run
  - Add new element from input to heap

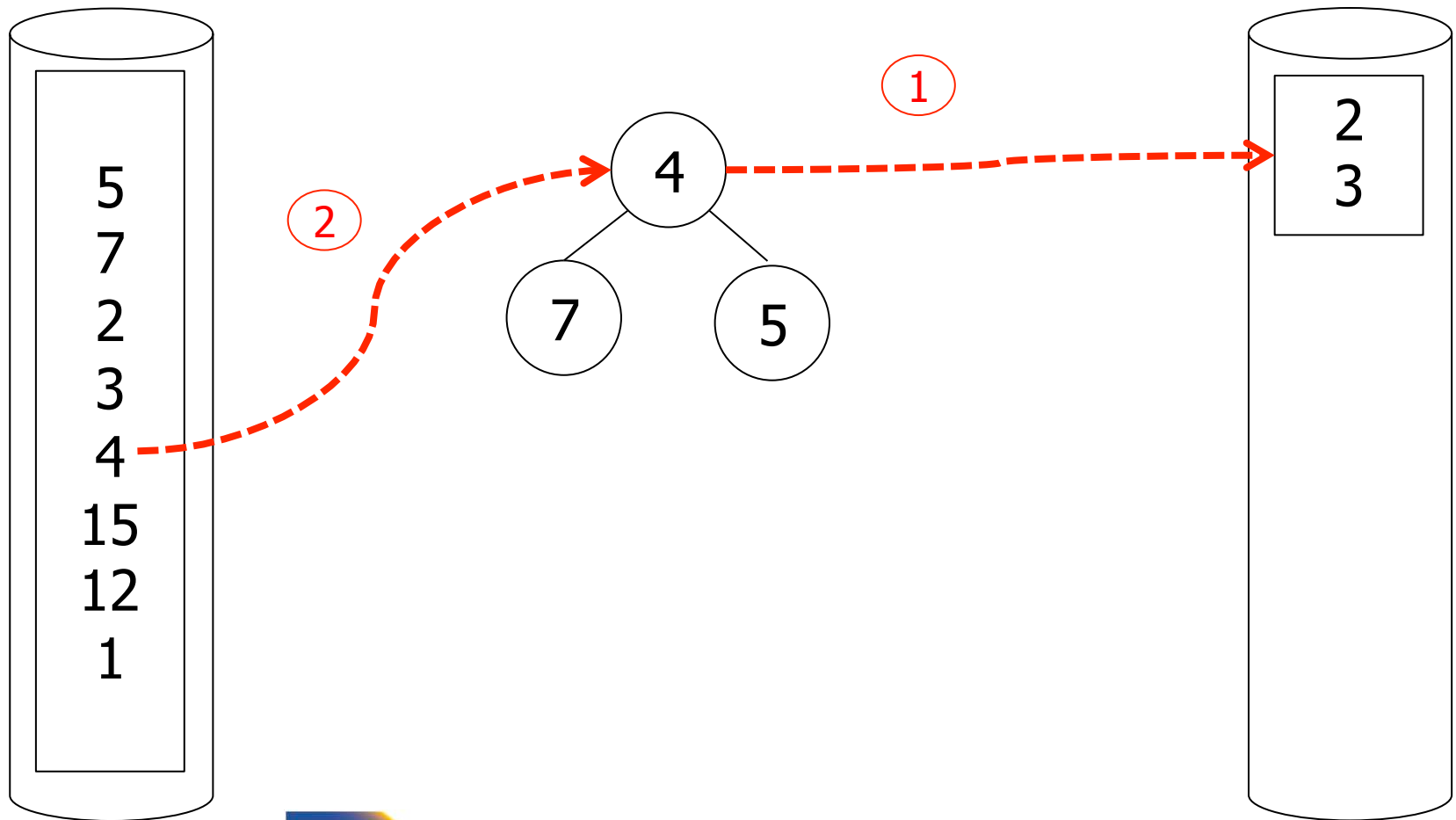
# Using a heap to generate runs



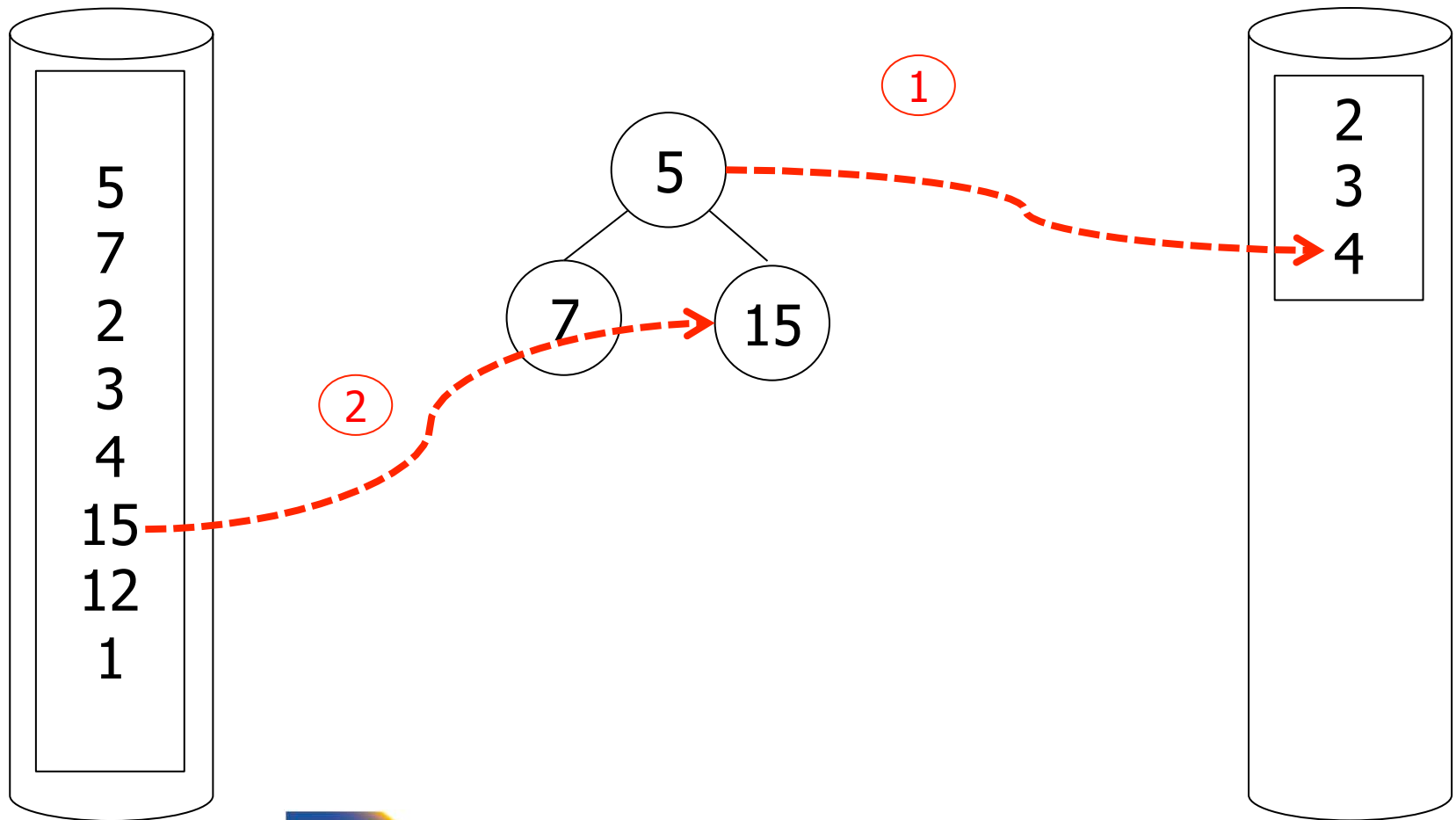
# Using a heap to generate runs



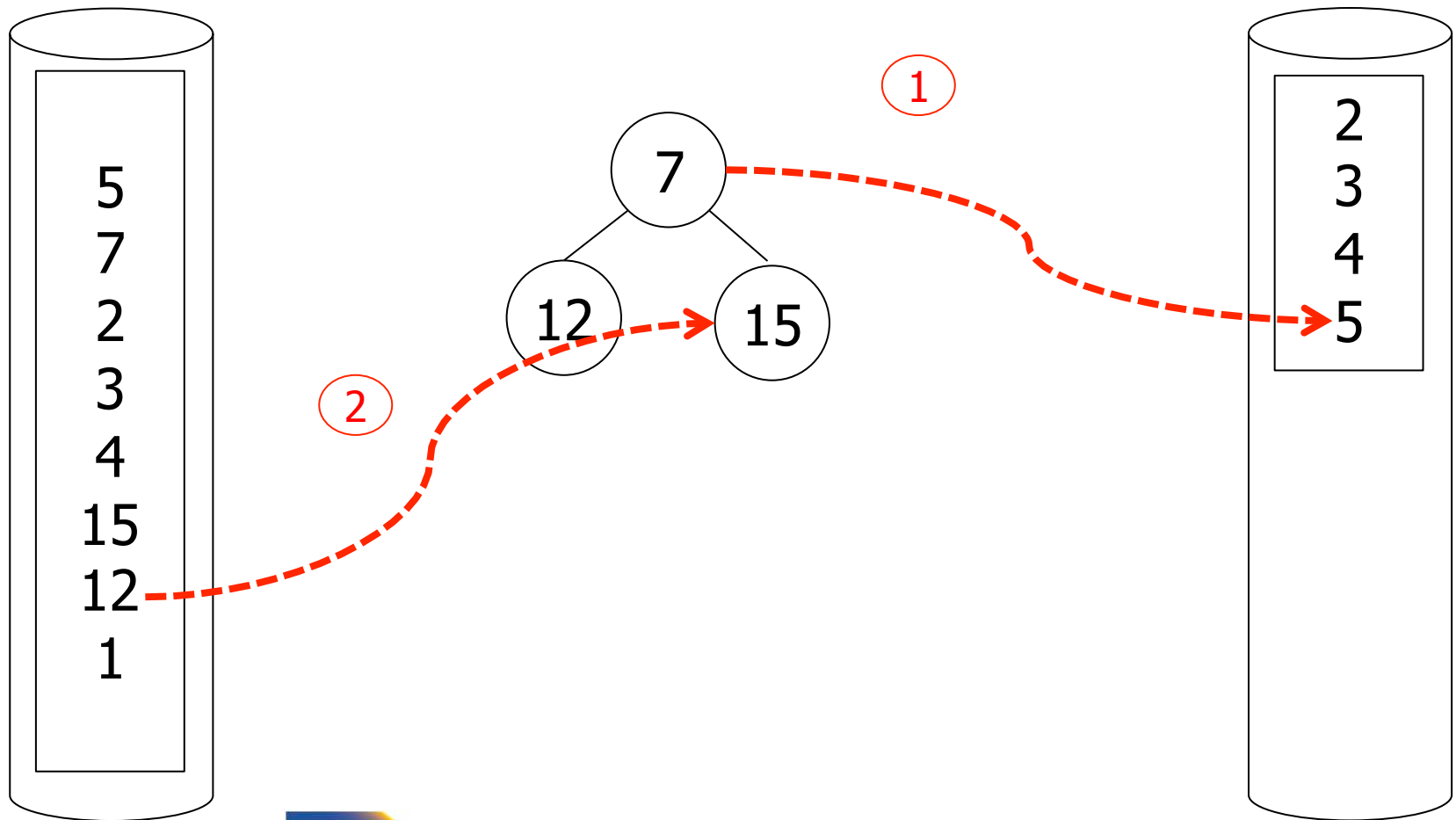
# Using a heap to generate runs



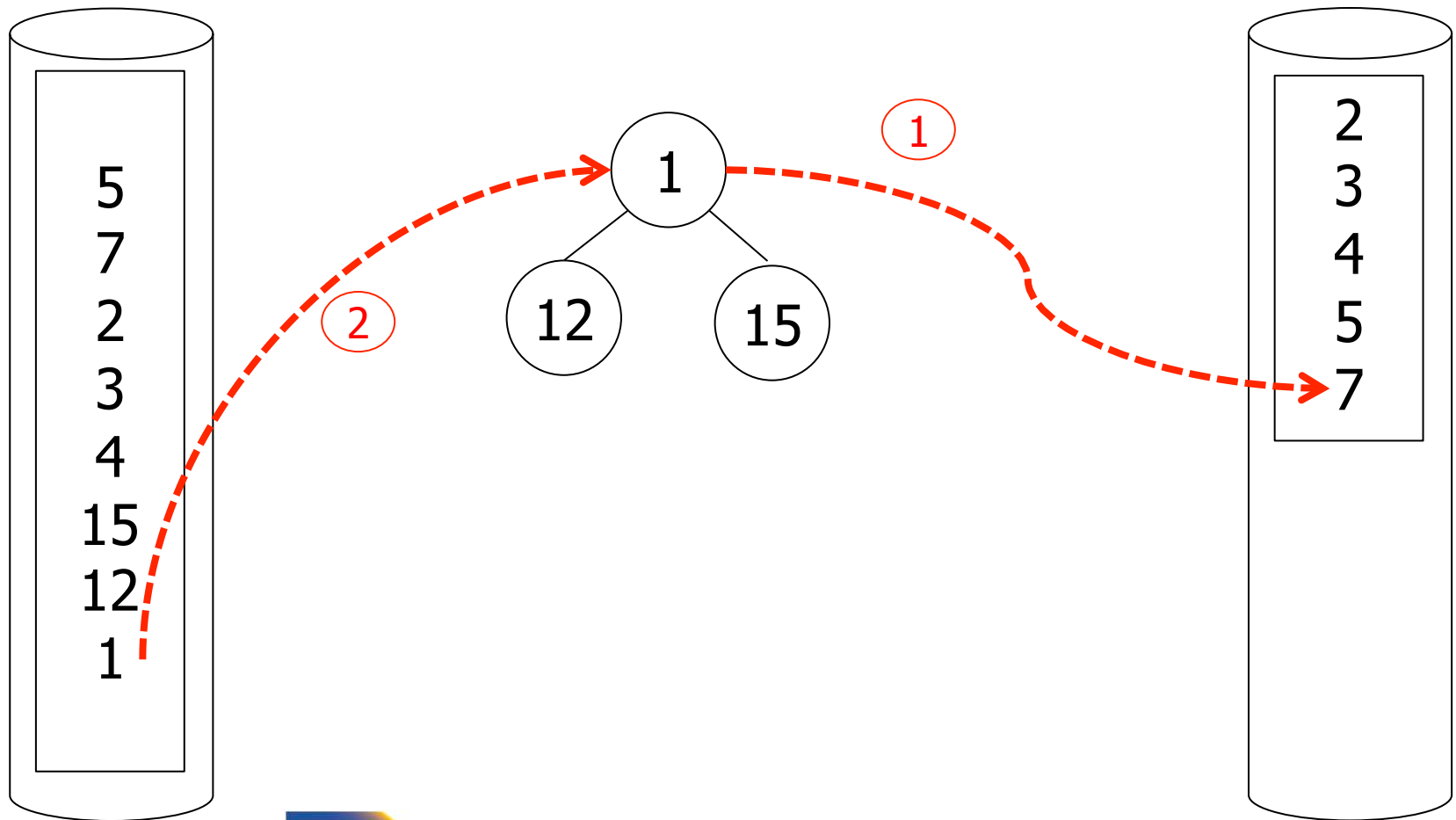
# Using a heap to generate runs



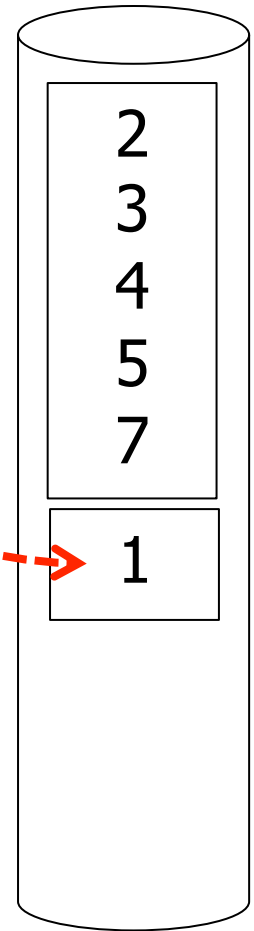
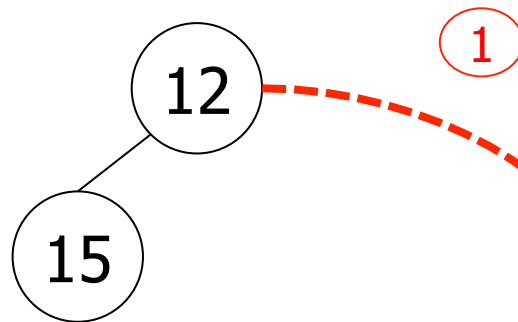
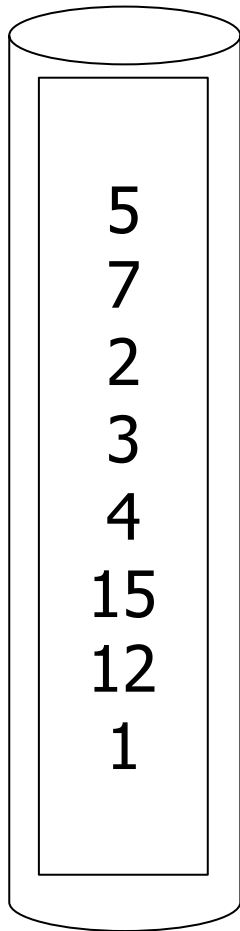
# Using a heap to generate runs



# Using a heap to generate runs



# Using a heap to generate runs





# Using a heap to generate runs

- Increases the run-length
  - On average by a factor of 2 (see Knuth)



# Use clustered B+-tree

- Keys in the B+-tree **I** are in sort order
  - If B+-tree is clustered traversing the leaf nodes is sequential I/O!
  - **K** = #keys/leaf node
- Approach
  - Traverse from root to first leaf: **HT(I)**
  - Follow sibling pointers: **|R| / K**
  - Read data blocks: **B(R)**

# I/O Operations

- $HT(\mathbf{I}) + |\mathbf{R}| / K + \mathbf{B}(\mathbf{R})$  I/Os
- Less than  $2 \mathbf{B}(\mathbf{R}) = 1$  pass external mergesort
- -> Better than external merge-sort!

# Unclustered B+-tree?

- Each entry in a leaf node may point to different page of relation R
  - For each leaf page we may read up to **K** pages from relation R
  - Random I/O
- In worst-case we have
  - **$K * B(R)$**
  - **$K = 500$** 
    - **$500 * B(R) = 250$  merge passes**

# Sorting Comparison

**B(R)** = number of block of R

**M** = number of available memory blocks

**#RB** = records per page

**HT** = height of B+-tree (logarithmic)

**K** = number of keys per leaf node

Property	Ext. Mergesort	B+ (clustered)	B+ (unclustered)
Runtime	$O(N \log_{M-1}(N))$	$O(N)$	$O(N)$
#I/O (random)	$2 B(R) * (1 + \lceil \log_{M-1}(B(R) / M) \rceil)$	$HT +  R  / K + B(R)$	$HT +  R  / K + K * \#RB$
Memory	M	1 (better HT + X)	1 (better HT + X)
Disk Space	2 B(R)	0	0
Variants	1) Merge with heap 2) Run generation with heap 3) Larger Buffer		

# Operators Overview

- (External) Sorting
- Joins (Nested Loop, Merge, Hash, ...)
- Aggregation (Sorting, Hash)
- Selection, Projection (Index, Scan)
- Union, Set Difference
- Intersection
- Duplicate Elimination



# Scan

- Implements access to a table
  - Combined with selection
  - Probably projection too
- Variants
  - **Sequential**
    - Scan through all tuples of relation
  - **Index**
    - Use index to find tuples that match selection



# Operators Overview

- (External) Sorting
- Joins (Nested Loop, Merge, Hash, ...)
- Aggregation (Sorting, Hash)
- Selection, Projection (Index, Scan)
- Union, Set Difference
- Intersection
- Duplicate Elimination





# Options

- Transformations:  $R_1 \bowtie_c R_2, R_2 \bowtie_c R_1$
- Joint algorithms:
  - Nested loop
  - Merge join
  - Join with index
  - Hash join
- Outer join algorithms

## Nested Loop Join (conceptually)

for each  $r \in R_1$  do

for each  $s \in R_2$  do

if  $(r,s) \models C$  then output  $(r,s)$

### Applicable to:

- Any join condition  $C$
- Cross-product

- Merge Join (conceptually)

(1) if  $R_1$  and  $R_2$  not sorted, sort them

(2)  $i \leftarrow 1; j \leftarrow 1;$

While  $(i \leq T(R_1)) \wedge (j \leq T(R_2))$  do

if  $R_1\{i\}.C = R_2\{j\}.C$  then outputTuples

else if  $R_1\{i\}.C > R_2\{j\}.C$  then  $j \leftarrow j+1$

else if  $R_1\{i\}.C < R_2\{j\}.C$  then  $i \leftarrow i+1$

Applicable to:

- C is conjunction of equalities or  $</>$ :

$$A_1 = B_1 \text{ AND } \dots \text{ AND } A_n = B_n$$

## Procedure Output-Tuples

While  $(R_1\{ i \}.C = R_2\{ j \}.C) \wedge (i \leq T(R_1))$  do

[  $jj \leftarrow j$ ;

while  $(R_1\{ i \}.C = R_2\{ jj \}.C) \wedge (jj \leq T(R_2))$  do

[ output pair  $R_1\{ i \}$ ,  $R_2\{ jj \}$ ;

$jj \leftarrow jj+1$  ]

$i \leftarrow i+1$  ]

# Example

$i$	$R_1\{i\}.C$	$R_2\{j\}.C$	$j$
1	10	5	1
2	20	20	2
3	20	20	3
4	30	30	4
5	40	30	5
		50	6
		52	7

## Index nested loop (Conceptually)

For each  $r \in R_1$  do

Assume  $R_2.C$  index

[  $X \leftarrow \text{index}(R_2, C, r.C)$

for each  $s \in X$  do

output  $(r,s)$  pair]

Note:  $X \leftarrow \text{index}(\text{rel}, \text{attr}, \text{value})$

then  $X = \text{set of rel tuples with attr} = \text{value}$

## Hash join (conceptual)

Hash function  $h$ , range  $0 \rightarrow k$

Buckets for  $R_1$ :  $G_0, G_1, \dots, G_k$

Buckets for  $R_2$ :  $H_0, H_1, \dots, H_k$

## Applicable to:

- $C$  is conjunction of equalities

$$A_1 = B_1 \text{ AND } \dots \text{ AND } A_n = B_n$$

## Hash join (conceptual)

Hash function  $h$ , range  $0 \rightarrow k$

Buckets for  $R_1$ :  $G_0, G_1, \dots, G_k$

Buckets for  $R_2$ :  $H_0, H_1, \dots, H_k$

### Algorithm

(1) Hash  $R_1$  tuples into  $G$  buckets

(2) Hash  $R_2$  tuples into  $H$  buckets

(3) For  $i = 0$  to  $k$  do

    match tuples in  $G_i, H_i$  buckets



# Simple example

hash: even/odd

$R_1$	$R_2$
2	5
4	4
3	12
5	3
8	13
9	8
	11
	14

	Buckets	
Even:	2 4 8	4 12 8 14
	$R_1$	$R_2$
Odd:	3 5 9	5 3 13 11

# Factors that affect performance

- (1) Tuples of relation stored physically together?
- (2) Relations sorted by join attribute?
- (3) Indexes exist?



## Example 1(a) NL Join $R_1 \bowtie R_2$

- Relations not contiguous
- Recall  $\left\{ \begin{array}{l} T(R_1) = 10,000 \quad T(R_2) = 5,000 \\ S(R_1) = S(R_2) = 1/10 \text{ block} \\ \text{MEM} = 101 \text{ blocks} \end{array} \right.$

## Example 1(a)

### Nested Loop Join $R_1 \bowtie R_2$

- Relations not contiguous
- Recall  $\left\{ \begin{array}{l} T(R_1) = 10,000 \quad T(R_2) = 5,000 \\ S(R_1) = S(R_2) = 1/10 \text{ block} \\ \text{MEM} = 101 \text{ blocks} \end{array} \right.$

Cost: for each  $R_1$  tuple:

[Read tuple + Read  $R_2$ ]

Total = 10,000 [ $\overset{\uparrow}{1} + \overset{\leftarrow}{500}$ ] = 5,010,000 IOs

- Can we do better?

- Can we do better?

Use our memory

- (1) Read 100 blocks of  $R_1$
- (2) Read all of  $R_2$  (using 1 block) + join
- (3) Repeat until done



Cost: for each  $R_1$  chunk:

Read chunk: 100 IOs

Read  $R_2$ :  $\frac{500 \text{ IOs}}{600}$

Cost: for each  $R_1$  chunk:

Read chunk: 100 IOs

Read  $R_2$ :  $\frac{500 \text{ IOs}}{600}$

$$\text{Total} = \frac{1,000}{100} \times 600 = 6,000 \text{ IOs}$$



- Can we do better?

- Can we do better?

☛ Reverse join order:  $R_2 \bowtie R_1$

$$\text{Total} = \frac{500}{100} \times (100 + 1,000) =$$

$$5 \times 1,100 = 5,500 \text{ IOs}$$

# Cost of Block Nested Loop

➤ Reverse join order:  $R_1 \bowtie R_2$

$$\text{Total} = \left\lceil \frac{B(R_1)}{M-1} \right\rceil \times (\min(B(R_1), M-1) + B(R_2))$$

## Block-Nested Loop Join (conceptual)

for each M-1 blocks of  $R_1$  do

    read M-1 blocks of  $R_1$  into buffer

    for each block of  $R_2$  do

        read next block of  $R_2$

        for each tuple  $r$  in  $R_1$  block

            for each tuple  $s$  in  $R_2$  block

                if  $(r,s) \models C$  then output  $(r,s)$

# Note

- How much memory for buffering inner and for outer chunks?
  - 1 for inner would minimize I/O
  - But, larger buffer better for I/O



$R_1$

M - k	M - k	M - k
-------	-------	-------

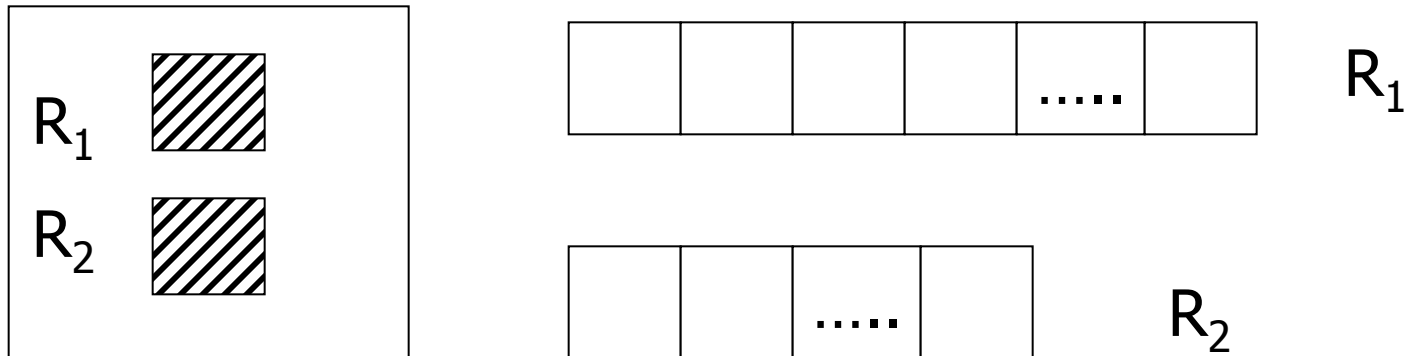
$R_2$

k	k	k	k	k	k
---	---	---	---	---	---

# Example 1(b) Merge Join

- Both  $R_1, R_2$  ordered by  $C$ ; relations contiguous

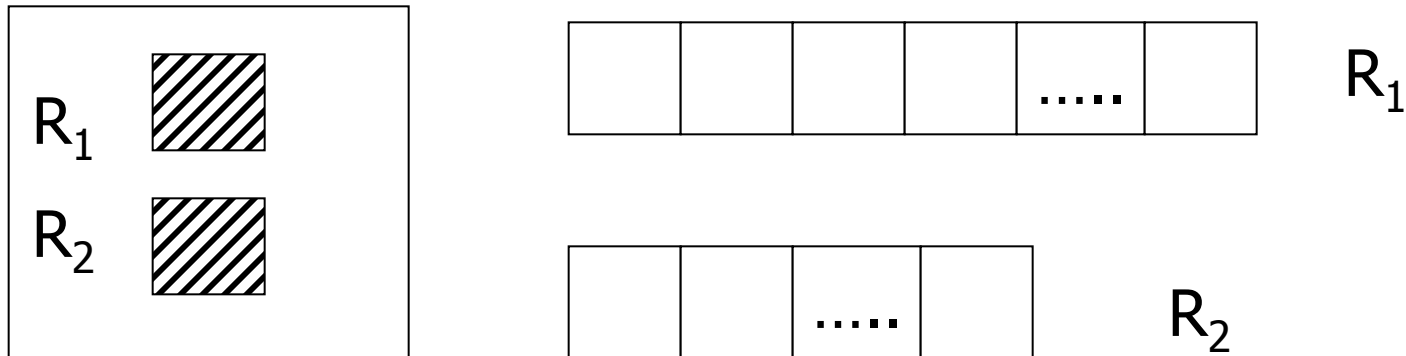
Memory



# Example 1(b) Merge Join

- Both  $R_1, R_2$  ordered by  $C$ ; relations contiguous

Memory



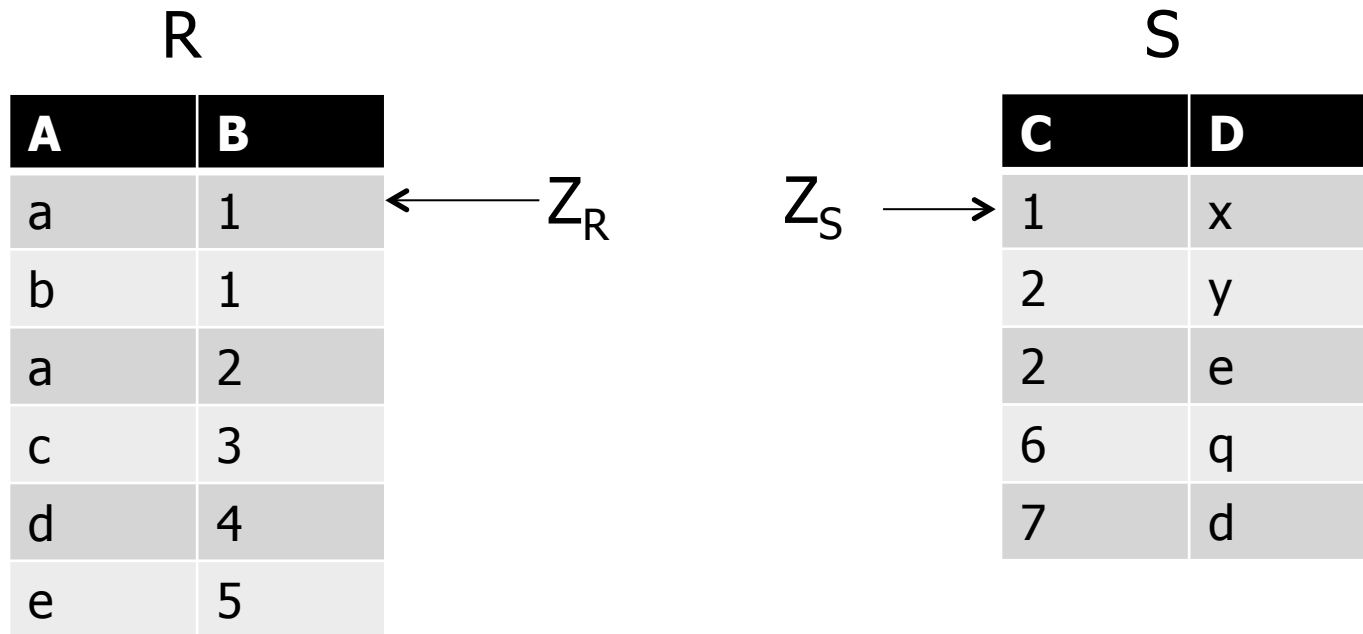
Total cost: Read  $R_1$  cost + read  $R_2$  cost  
 $= 1000 + 500 = 1,500$  IOs



# Merge Join Example

$R \bowtie_{B=C} S$

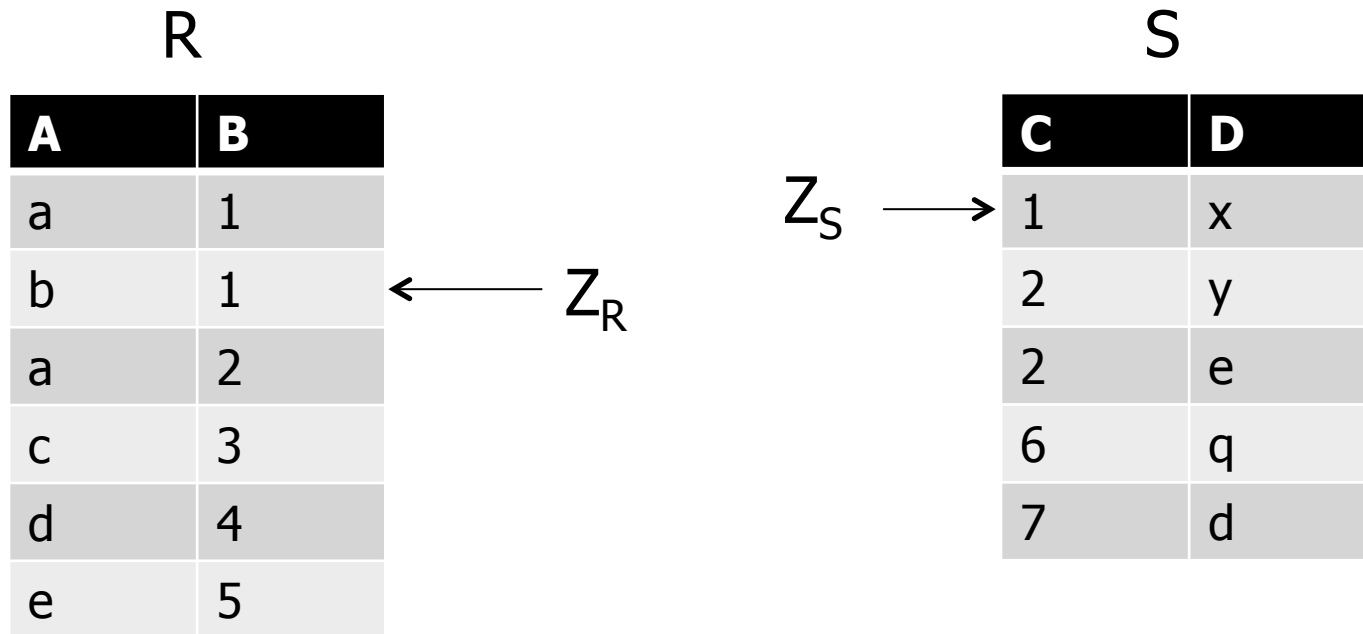
Output: (a,1,1,X)



# Merge Join Example

$R \bowtie_{B=C} S$

Output: (b,1,1,X)



# Merge Join Example

$R \bowtie_{B=C} S$

R.B > S.C: advance  $Z_S$

R

A	B
a	1
b	1
a	2
c	3
d	4
e	5

$Z_R$  ←

S

C	D
1	x
2	y
2	e
6	q
7	d

$Z_S$  →

# Merge Join Example

$R \bowtie_{B=C} S$

Output: (a,2,2,y)

R

A	B
a	1
b	1
a	2
c	3
d	4
e	5

$Z_R$  ←

S

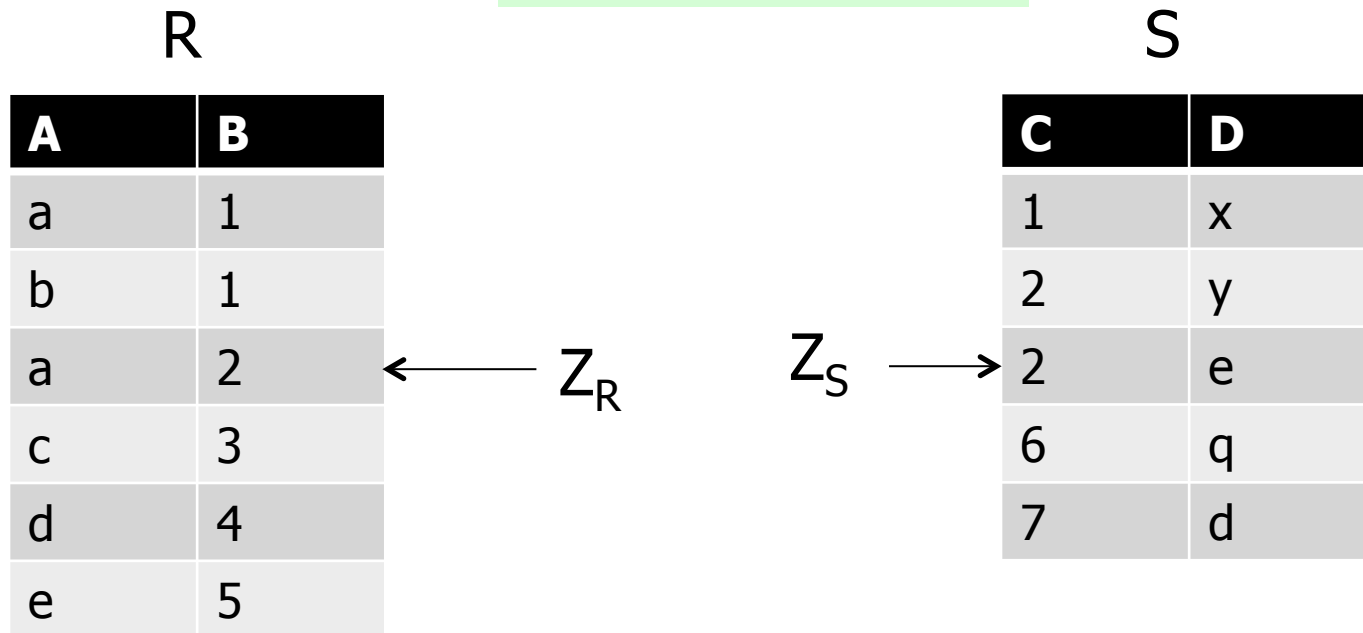
C	D
1	x
2	y
2	e
6	q
7	d

$Z_S$  →

# Merge Join Example

$R \bowtie_{B=C} S$

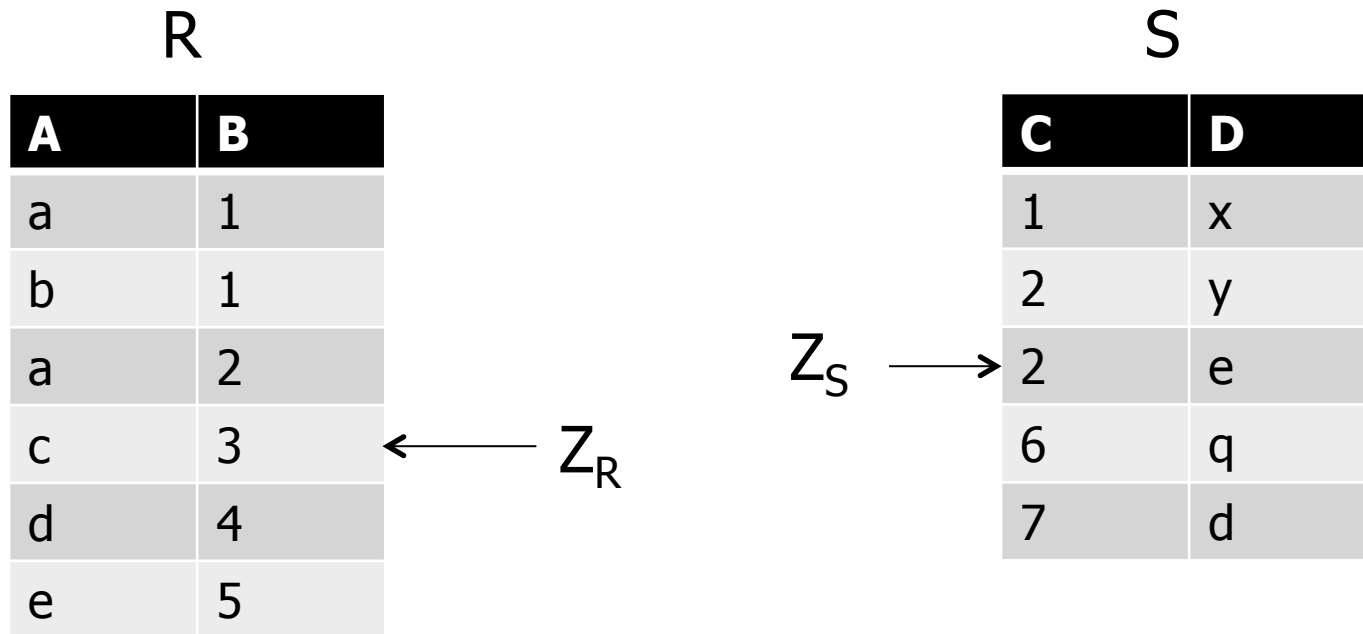
Output: (a,2,2,e)



# Merge Join Example

$R \bowtie_{B=C} S$

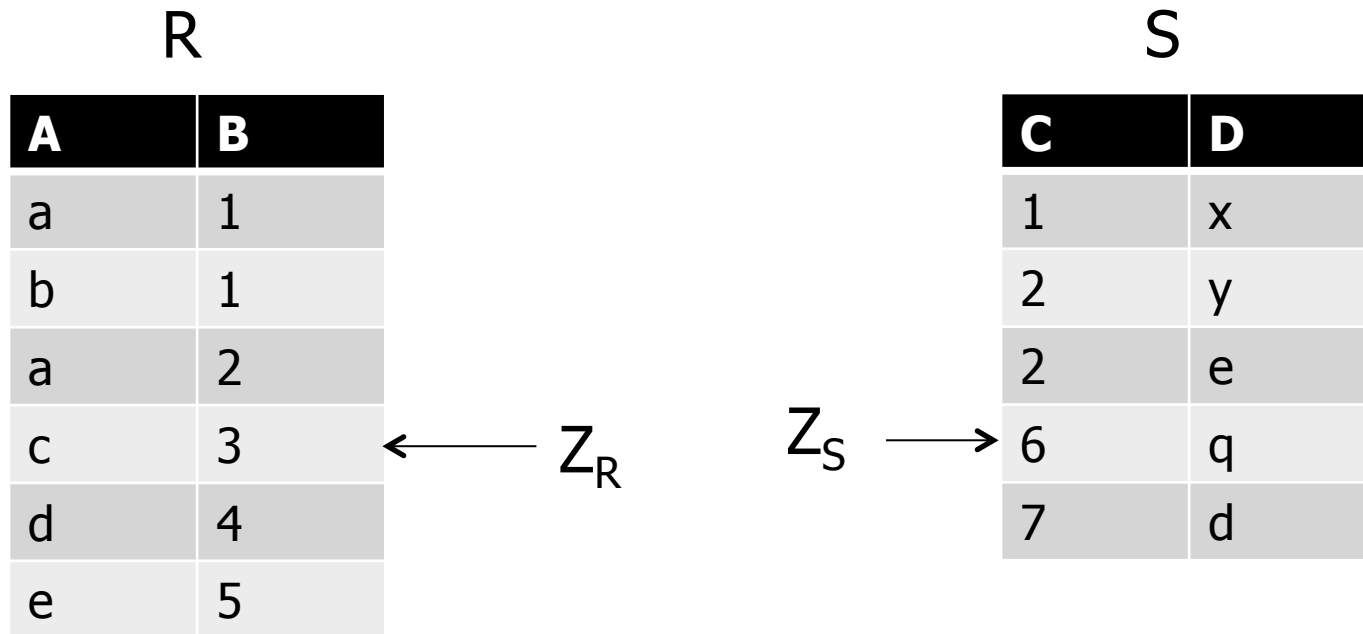
R.B > S.C: advance  $Z_S$



# Merge Join Example

$R \bowtie_{B=C} S$

R.B < S.C: advance  $Z_R$



# Merge Join Example

$R \bowtie_{B=C} S$

R.B < S.C: advance  $Z_R$

R

A	B
a	1
b	1
a	2
c	3
d	4
e	5

S

C	D
1	x
2	y
2	e
6	q
7	d

$Z_S \longrightarrow$

$\longleftarrow Z_R$



# Merge Join Example

$R \bowtie_{B=C} S$

R.B < S.C: **DONE**

R

A	B
a	1
b	1
a	2
c	3
d	4
e	5

S

C	D
1	x
2	y
2	e
6	q
7	d

$Z_S \rightarrow$

$\leftarrow Z_R$

## Example 1(c) Merge Join

- $R_1, R_2$  not ordered, but contiguous

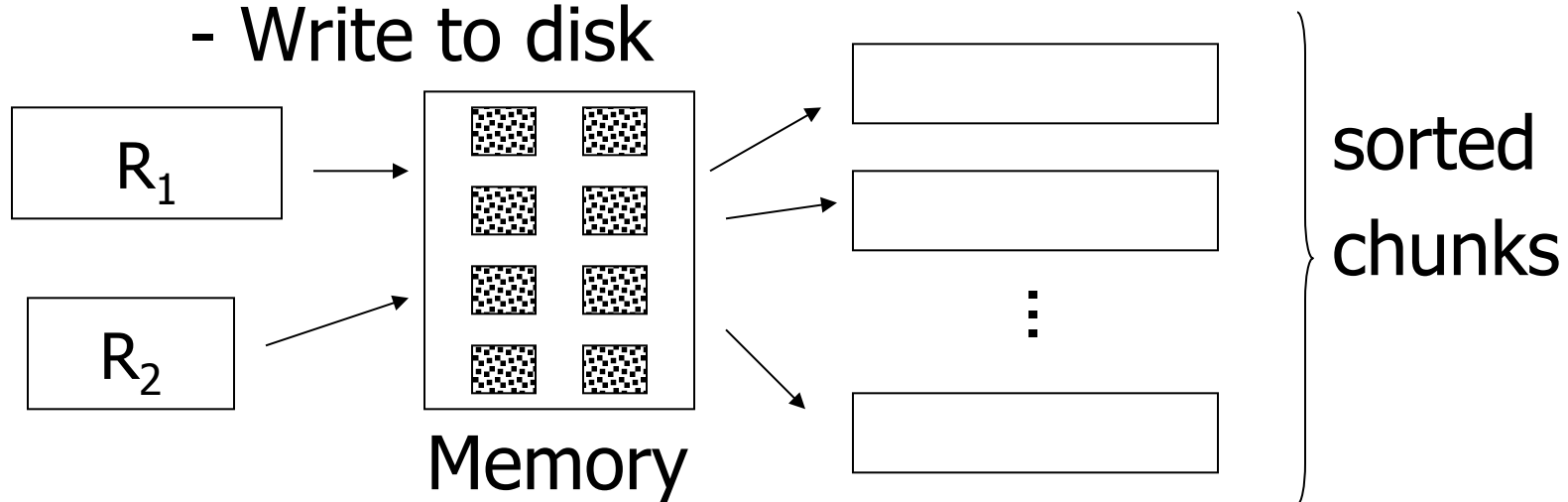
--> Need to sort  $R_1, R_2$  first



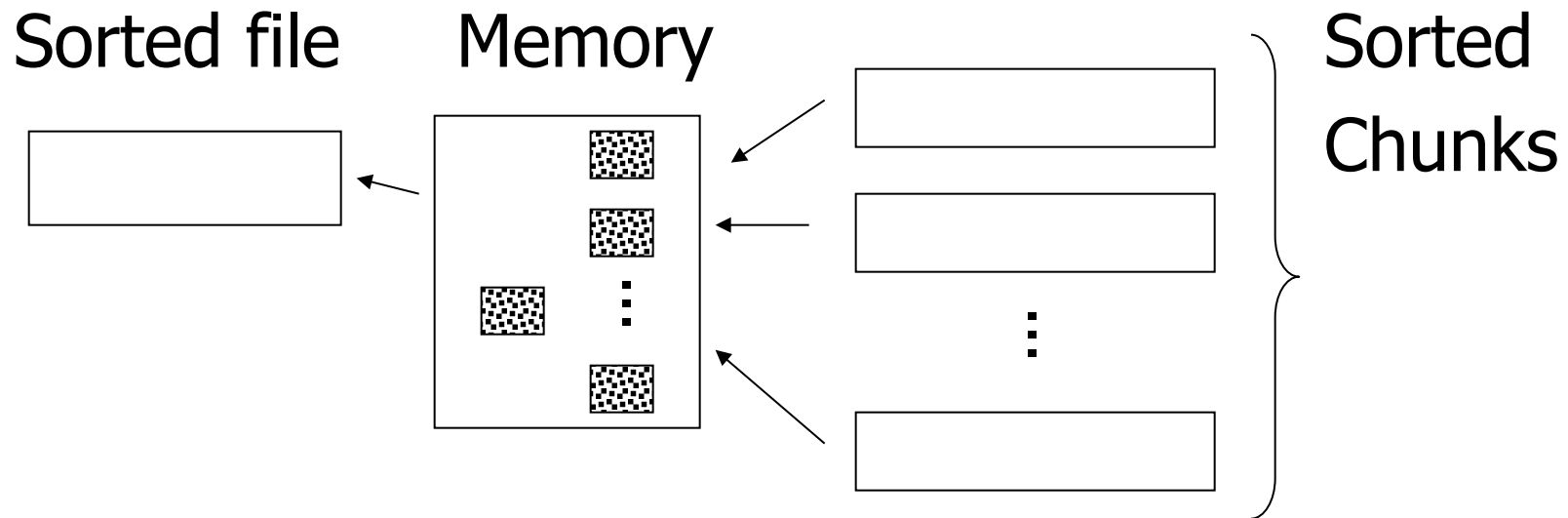
# One way to sort: Merge Sort

(i) For each 100 blk chunk of R:

- Read chunk
- Sort in memory
- Write to disk



## (ii) Read all chunks + merge + write out



## Cost: Sort

Each tuple is read, written,  
read, written

SO...

Sort cost  $R_1$ :  $4 \times 1,000 = 4,000$

Sort cost  $R_2$ :  $4 \times 500 = 2,000$

## Example 1(d) Merge Join (continued)

$R_1, R_2$  contiguous, but unordered

$$\begin{aligned} \text{Total cost} &= \text{sort cost} + \text{join cost} \\ &= 6,000 + 1,500 = 7,500 \text{ IOs} \end{aligned}$$



## Example 1(c) Merge Join (continued)

$R_1, R_2$  contiguous, but unordered

$$\begin{aligned} \text{Total cost} &= \text{sort cost} + \text{join cost} \\ &= 6,000 + 1,500 = 7,500 \text{ IOs} \end{aligned}$$

But: Iteration cost = 5,500  
so merge join does not pay off!

But say  $R_1 = 10,000$  blocks contiguous  
 $R_2 = 5,000$  blocks not ordered

Iterate:  $\frac{5000}{100} \times (100 + 10,000) = 50 \times 10,100$   
 $= 505,000$  IOs

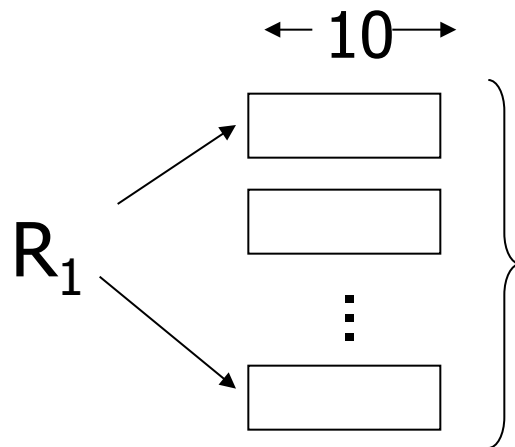
Merge join:  $5(10,000 + 5,000) = 75,000$  IOs

Merge Join (with sort) WINS!



# How much memory do we need for merge sort?

E.g: Say I have 10 memory blocks



100 chunks  $\Rightarrow$  to merge, need 100 blocks!

# In general:

Say  $k$  blocks in memory

$x$  blocks for relation sort

# chunks =  $(x/k)$       size of chunk =  $k$

## In general:

Say  $k$  blocks in memory

$x$  blocks for relation sort

# chunks =  $(x/k)$       size of chunk =  $k$

# chunks < buffers available for merge



## In general:

Say  $k$  blocks in memory

$x$  blocks for relation sort

# chunks =  $(x/k)$       size of chunk =  $k$

# chunks < buffers available for merge

so...  $(x/k) \leq k$

or  $k^2 \geq x$       or  $k \geq \sqrt{x}$



## In our example

$R_1$  is 1000 blocks,  $k \geq 31.62$

$R_2$  is 500 blocks,  $k \geq 22.36$

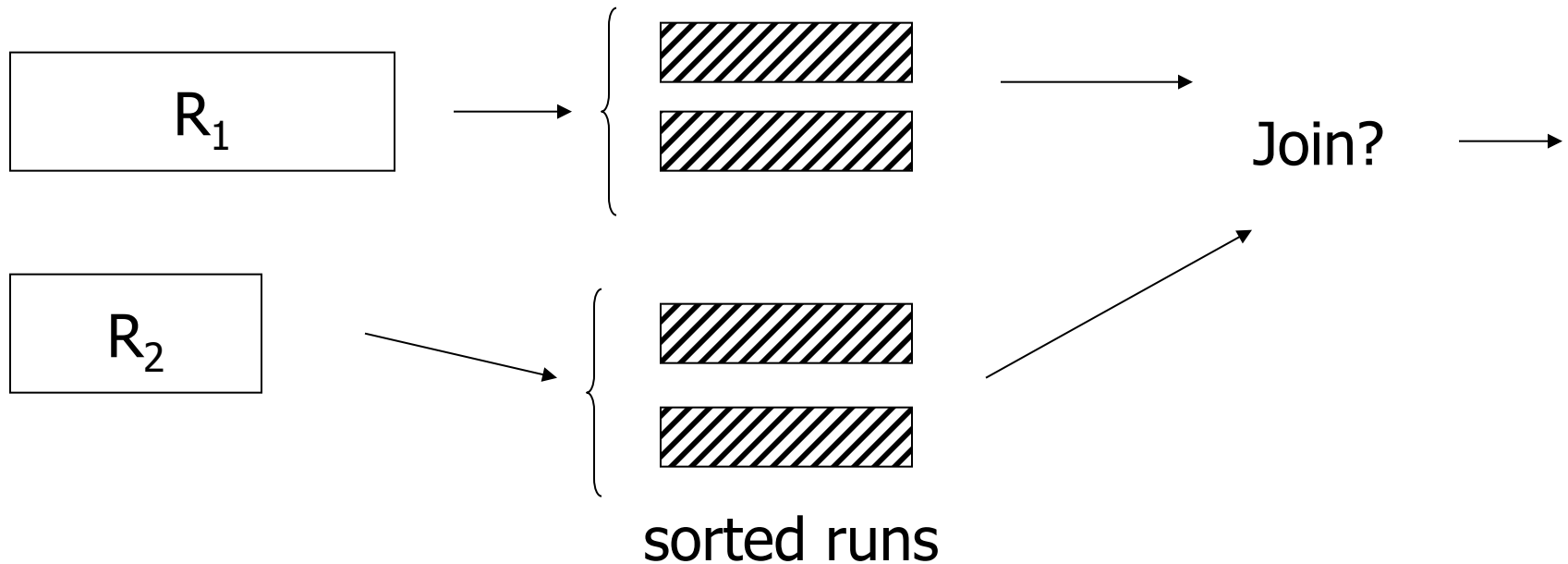
Need at least 32 buffers

**Again:** in practice we would not want to use only one buffer per run!



# Can we improve on merge join?

Hint: do we really need the fully sorted files?



# Cost of improved merge join:

$$\begin{aligned} C &= \text{Read } R_1 + \text{write } R_1 \text{ into runs} \\ &+ \text{read } R_2 + \text{write } R_2 \text{ into runs} \\ &+ \text{join} \\ &= 2,000 + 1,000 + 1,500 = 4,500 \end{aligned}$$

--> Memory requirement?



## Example 1(d) Index Join

- Assume  $R_1.C$  index exists; 2 levels
- Assume  $R_2$  contiguous, unordered
- Assume  $R_1.C$  index fits in memory



Cost: Reads: 500 IOs

for each  $R_2$  tuple:

- probe index - free
- if match, read  $R_1$  tuple: 1 IO



# What is expected # of matching tuples?

(a) say  $R_1.C$  is key,  $R_2.C$  is foreign key  
then expect = 1

(b) say  $V(R_1, C) = 5000$ ,  $T(R_1) = 10,000$   
with uniform assumption  
expect =  $10,000/5,000 = 2$

# What is expected # of matching tuples?

(c) Say  $\text{DOM}(R_1, C) = 1,000,000$

$$T(R_1) = 10,000$$

with alternate assumption

$$\text{Expect} = \frac{10,000}{1,000,000} = \frac{1}{100}$$

## Total cost with index join

(a) Total cost =  $500 + 5000(1)1 = 5,500$

(b) Total cost =  $500 + 5000(2)1 = 10,500$

(c) Total cost =  $500 + 5000(1/100)1 = 550$

# What if index does not fit in memory?

Example: say  $R_1.C$  index is 201 blocks

- Keep root + 99 leaf nodes in memory
- Expected cost of each probe is

$$E = (0)\frac{99}{200} + (1)\frac{101}{200} \approx 0.5$$

## Total cost (including probes)

$$= 500 + 5000 \text{ [Probe + get records]}$$

$$= 500 + 5000 \text{ [0.5 + 2]} \quad \text{uniform assumption}$$

$$= 500 + 12,500 = 13,000 \quad \text{(case b)}$$

## Total cost (including probes)

$$\begin{aligned} &= 500 + 5000 \text{ [Probe + get records]} \\ &= 500 + 5000 [0.5 + 2] \quad \text{uniform assumption} \\ &= 500 + 12,500 = 13,000 \quad \text{(case b)} \end{aligned}$$

For case (c):

$$\begin{aligned} &= 500 + 5000 [0.5 \times 1 + (1/100) \times 1] \\ &= 500 + 2500 + 50 = 3050 \text{ IOs} \end{aligned}$$

# So far

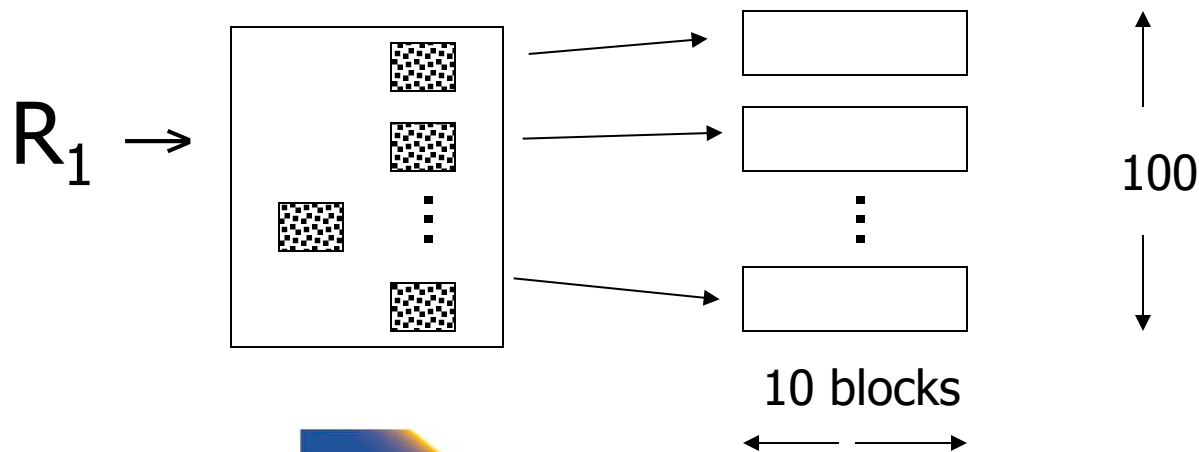
{	Nested Loop	5500		
	Merge join	1500		
	Sort+Merge Join	7500	→	4500
	$R_1.C$ Index	5500	→	3050 → 550
	$R_2.C$ Index			

---

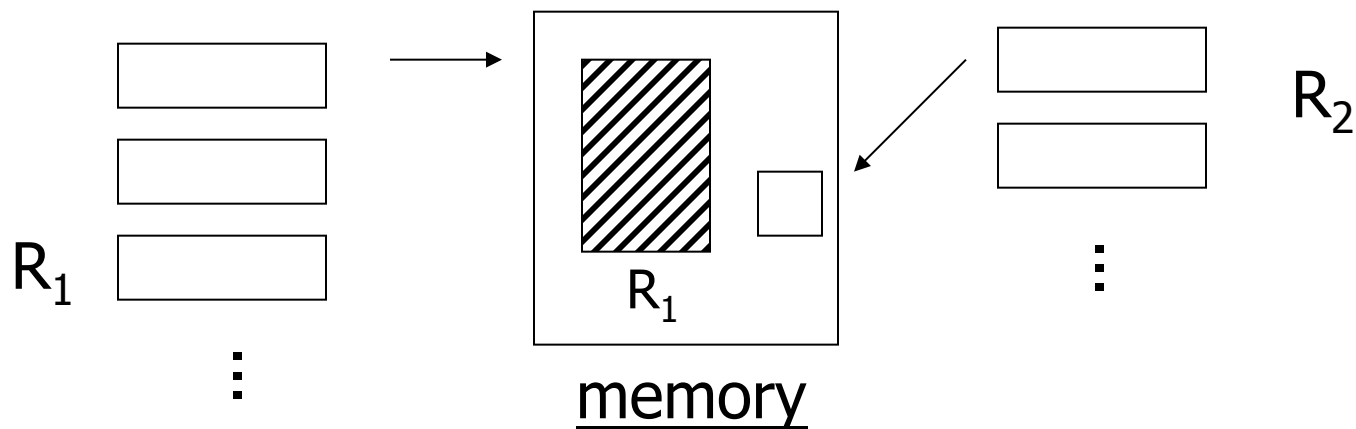


# Example 1(e) Partition Hash Join

- $R_1, R_2$  contiguous (un-ordered)
- Use 100 buckets
- Read  $R_1$ , hash, + write buckets



- > Same for  $R_2$
- > Read one  $R_1$  bucket; build memory hash table
  - using different hash function  $h'$
- > Read corresponding  $R_2$  bucket + hash probe



 Then repeat for all buckets

## Cost:

“Bucketize:”      Read  $R_1$  + write

Read  $R_2$  + write

Join:                Read  $R_1, R_2$

$$\text{Total cost} = 3 \times [1000 + 500] = 4500$$

## Cost:

“Bucketize:”      Read  $R_1$  + write

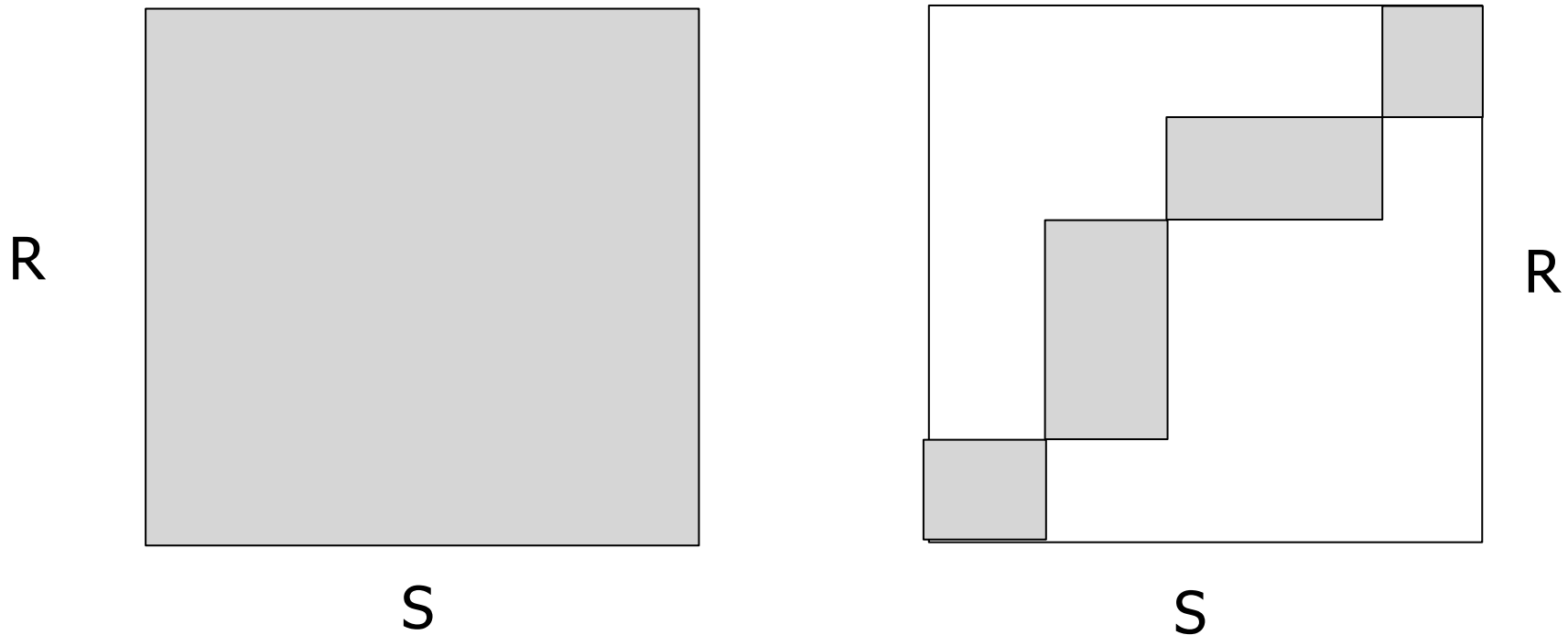
                            Read  $R_2$  + write

Join:                      Read  $R_1, R_2$

$$\text{Total cost} = 3 \times [1000 + 500] = 4500$$

Note: this is an approximation since buckets will vary in size and we have to round up to blocks

# Why is Hash Join good?



# Minimum memory requirements:

Size of  $R_1$  bucket =  $(x/k)$

$k$  = number of memory buffers

$x$  = number of  $R_1$  blocks

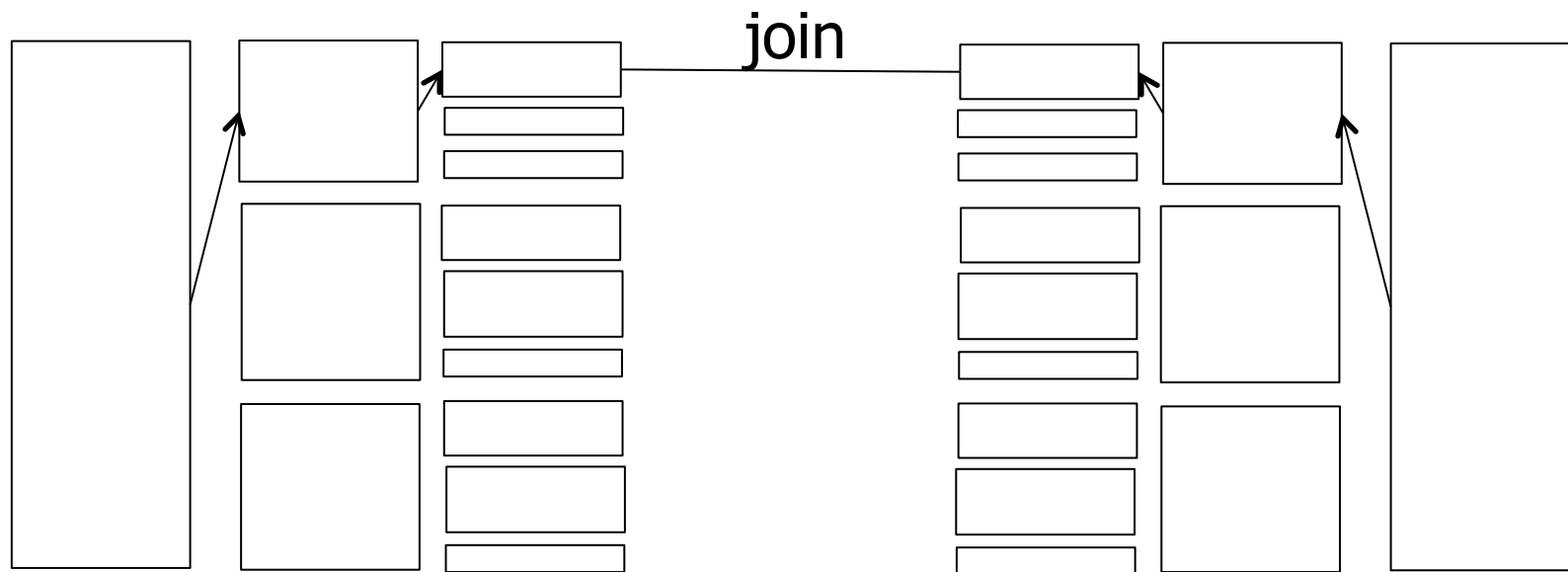
So...  $(x/k) < k$

$k > \sqrt{x}$

need:  $k+1$  total memory buffers

# Can we use Hash-join when buckets do not fit into memory?:

- Treat buckets as relations and apply Hash-join recursively



# Duality Hashing-Sorting

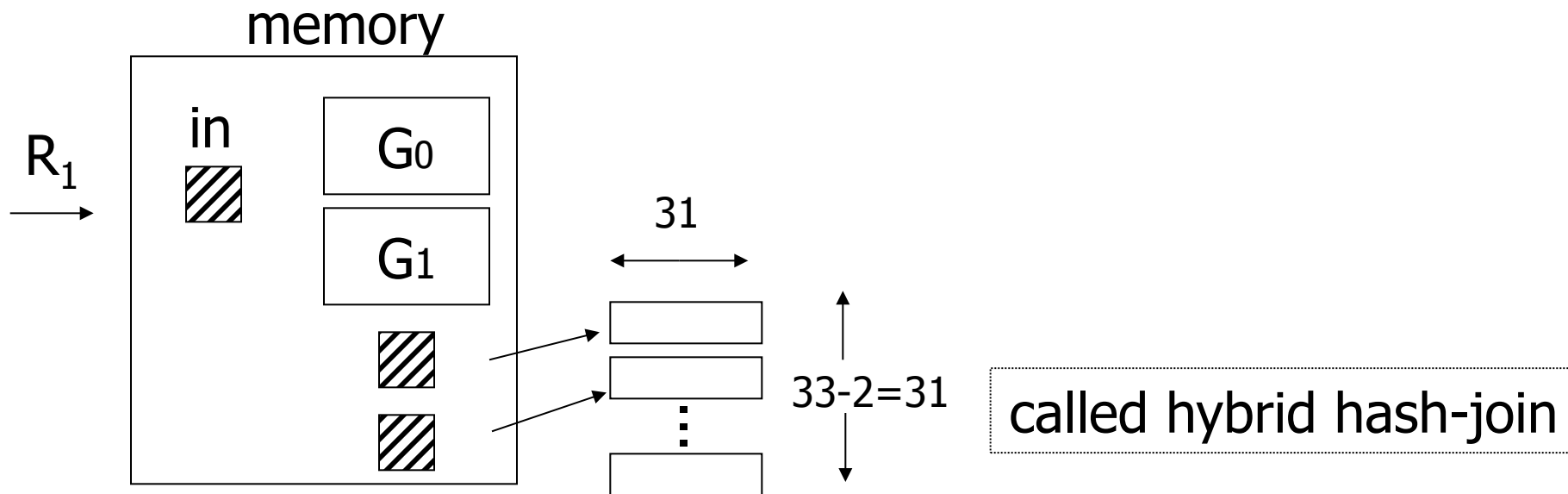
- Both partition inputs
- Until input fits into memory
- Logarithmic number of phases in memory size





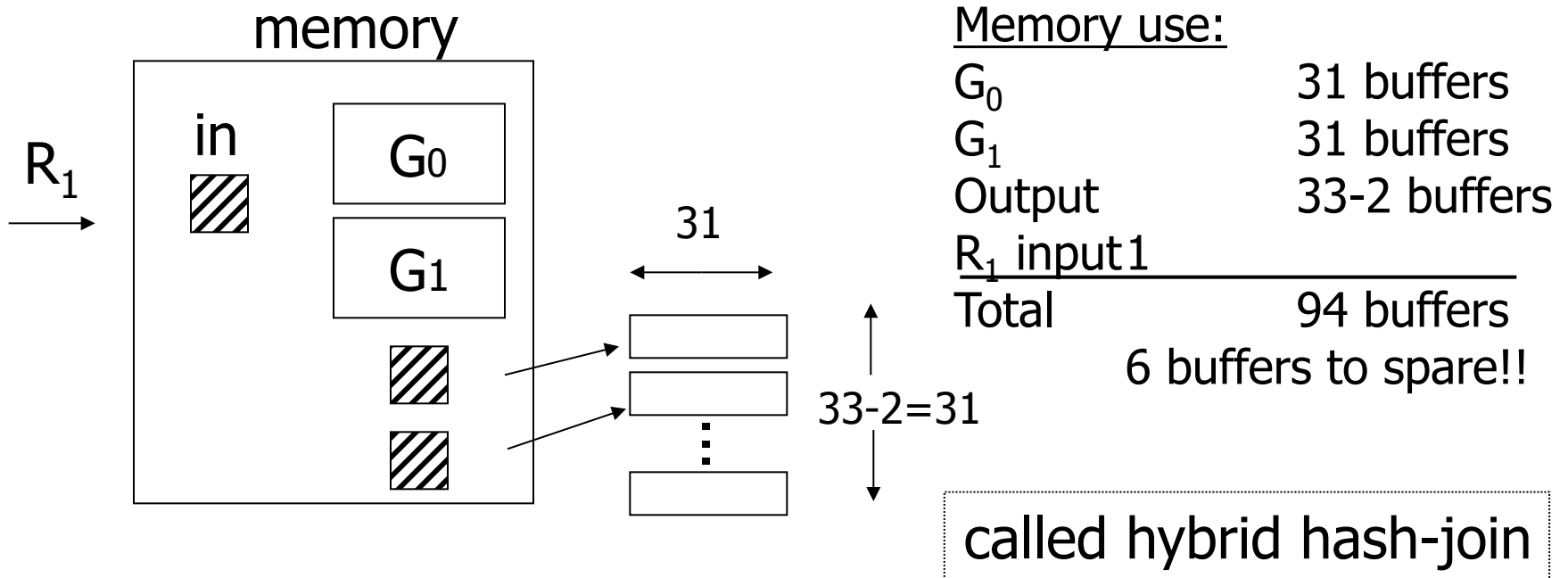
# Trick: keep some buckets in memory

E.g.,  $k' = 33$       $R_1$  buckets = 31 blocks  
keep 2 in memory



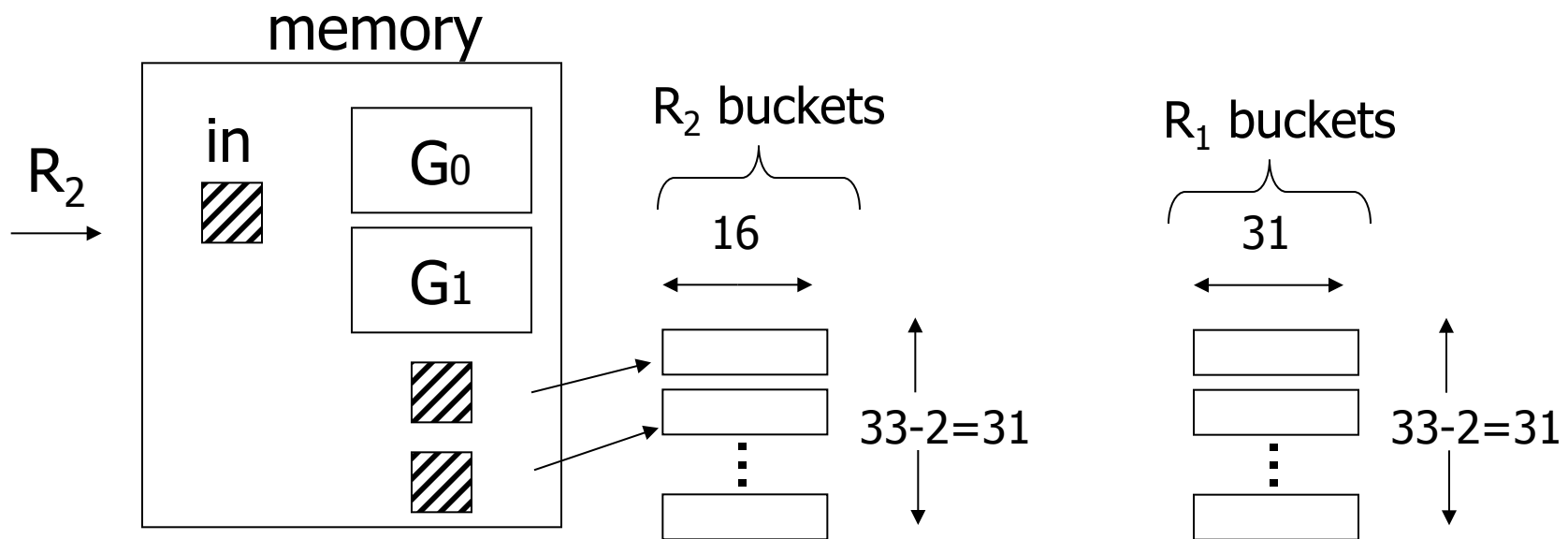
# Trick: keep some buckets in memory

E.g.,  $k' = 33$       $R_1$  buckets = 31 blocks  
keep 2 in memory



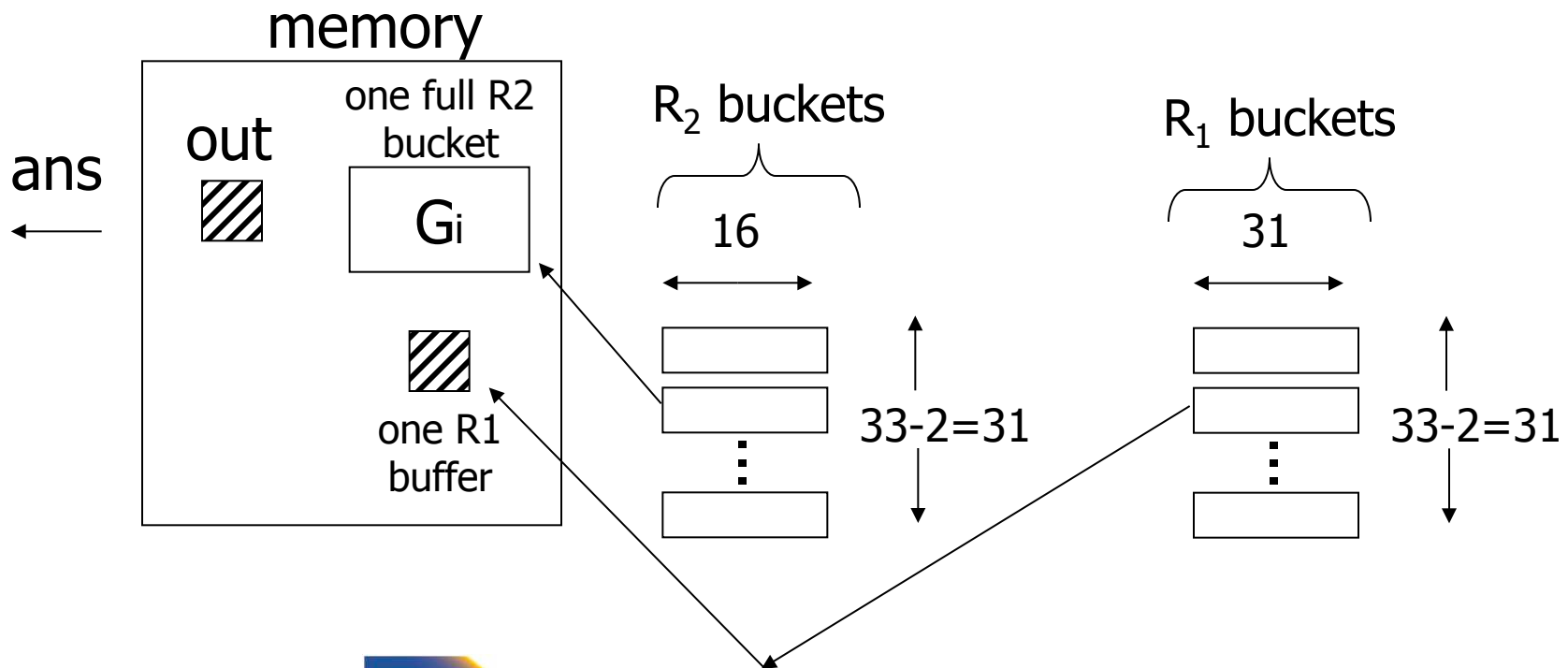
## Next: Bucketize $R_2$

- $R_2$  buckets =  $500/33 = 16$  blocks
- Two of the  $R_2$  buckets joined immediately with  $G_0, G_1$



# Finally: Join remaining buckets

- for each bucket pair:
  - read one of the buckets into memory
  - join with second bucket

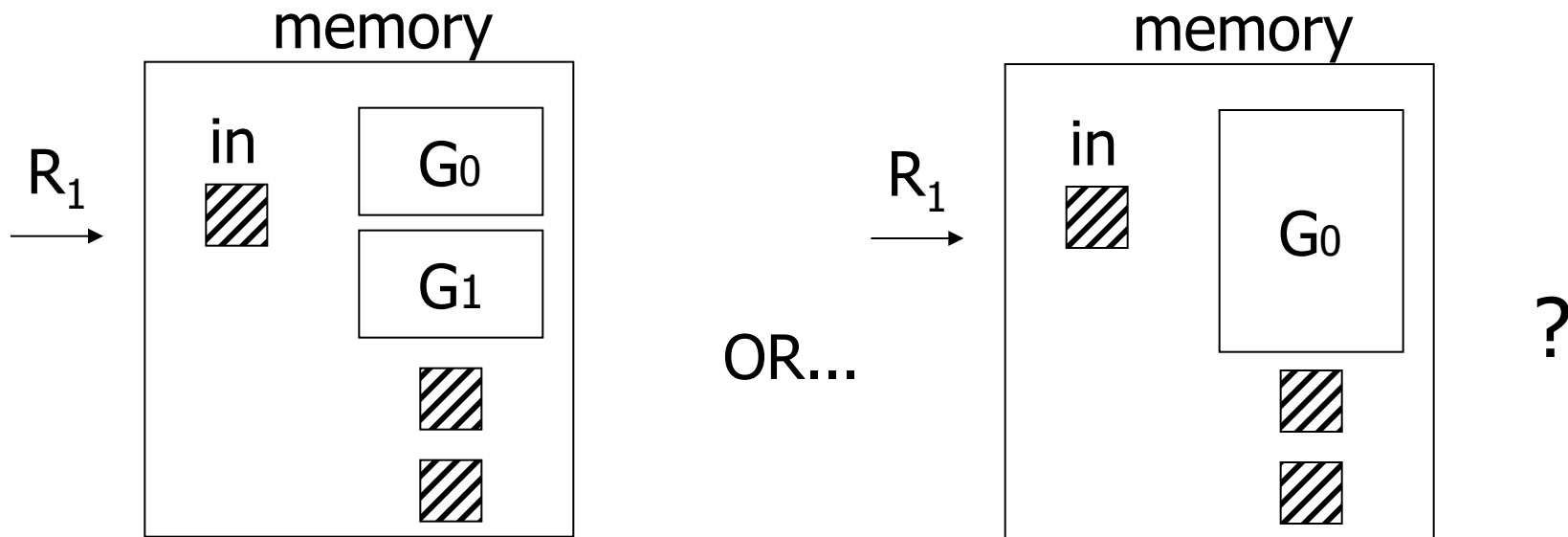


## Cost

- Bucketize  $R_1 = 1000 + 31 \times 31 = 1961$
- To bucketize  $R_2$ , only write 31 buckets:  
so, cost =  $500 + 31 \times 16 = 996$
- To compare join (2 buckets already done)  
read  $31 \times 31 + 31 \times 16 = 1457$

Total cost =  $1961 + 996 + 1457 = 4414$

- How many buckets in memory?



☞ See textbook for answer...

## Another hash join trick:

- Only write into buckets  
     $\langle \text{val}, \text{ptr} \rangle$  pairs
- When we get a match in join phase,  
    must fetch tuples



- To illustrate cost computation, assume:
  - 100  $\langle \text{val}, \text{ptr} \rangle$  pairs/block
  - expected number of result tuples is 100



- To illustrate cost computation, assume:
  - 100  $\langle \text{val}, \text{ptr} \rangle$  pairs/block
  - expected number of result tuples is 100
- Build hash table for  $R_2$  in memory  
5000 tuples  $\rightarrow 5000/100 = 50$  blocks
- Read  $R_1$  and match
- Read  $\sim 100$   $R_2$  tuples

- To illustrate cost computation, assume:
  - 100  $\langle \text{val}, \text{ptr} \rangle$  pairs/block
  - expected number of result tuples is 100
- Build hash table for  $R_2$  in memory  
5000 tuples  $\rightarrow$   $5000/100 = 50$  blocks
- Read  $R_1$  and match
- Read  $\sim 100$   $R_2$  tuples

<u>Total cost</u> =	Read $R_2$ :	500
	Read $R_1$ :	1000
	Get tuples:	<u>100</u>
		1600

## So far:

Iterate	5500
Merge join	1500
Sort+merge join	7500
$R_1.C$ index	5500 → 550
$R_2.C$ index	_____
Build $R_1.C$ index	_____
Build $R_2.C$ index	_____
Hash join	4500+
with trick, $R_1$ first	4414
with trick, $R_2$ first	_____
Hash join, pointers	1600

## Yet another hash join trick:

- Combine the ideas of
  - block nested-loop with hash join
- Use memory to build hash-table for one chunk of relation
- Find join partners in  $O(1)$  instead of  $O(M)$
- Trade-off
  - Space-overhead of hash-table
  - Time savings from look-up

# Summary

- Nested Loop ok for “small” relations  
(relative to memory size)
  - Need for complex join condition
- For equi-join, where relations not sorted and no indexes exist,  
hash join usually best



- Sort + merge join good for non-equi-join (e.g.,  $R_1.C > R_2.C$ )
- If relations already sorted, use merge join
- If index exists, it could be useful (depends on expected result size)

# Join Comparison

$N_i$  = number of tuples in  $R_i$

$B(R_i)$  = number of blocks of  $R_i$

$\#P$  = number of partition steps for hash join

$P_{ij}$  = average number of join partners

Algorithm	#I/O	Memory	Disk Space
Nested Loop (block)	$B(R_1) / (M-1) * [\min(B(R_1), M-1) + B(R_2)]$	3	0
Index Nested Loop	$B(R_1) + N_1 * P_{12}$	$B(\text{Index}) + 2$	0
Merge (sorted)	$B(R_1) + B(R_2)$	Max tuples =	0
Merge (unsorted)	$B(R_1) + B(R_2) + (\text{sort} - 1 \text{ pass})$	sort	$B(R_1) + B(R_2)$
Hash	$(2\#P + 1) (B(R_1) + B(R_2))$	$\text{root}(\max(B(R_1), B(R_2)), \#P + 1)$	$\sim B(R_1) + B(R_2)$

# Why do we need nested loop?

- Remember not all join implementations work for all types of join conditions

Algorithm	Type of Condition	Example
Nested Loop	any	a LIKE '%hello%'
Index Nested Loop	Supported by index: Equi-join (hash) Equi or range (B-tree)	a = b a < b
Merge	Equalities and ranges	a < b, a = b AND c = d
Hash	Equi-join	a = b



# Outer Joins

- How to implement (left) outer joins?
- Nested Loop and Merge
  - Use a flag that is set to true if we find a match for an outer tuple
  - If flag is false fill with NULL
- Hash
  - If no matching tuple fill with NULL

# Merge Left Outer Join

R  B=C S

Output: (a,1,1,X)

R

A	B
a	1
d	4
e	5

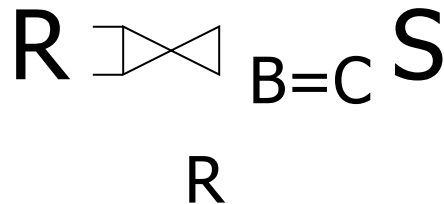
← Z<sub>R</sub>

Z<sub>S</sub> →

S

C	D
1	x
2	y
2	e
6	q
7	d

# Merge Left Outer Join



No match for (d,4)  
Output: (d,4,NULL,NULL)

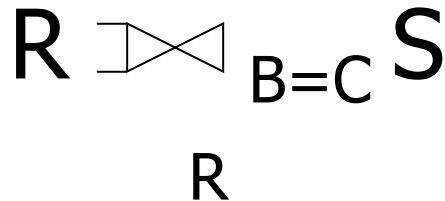
A	B
a	1
d	4
e	5

$Z_R$  ←

C	D
1	x
2	y
2	e
6	q
7	d

$Z_S$  →

# Merge Left Outer Join



No match for (e,5)  
Output: (e,5,NULL,NULL)

A	B
a	1
d	4
e	5

$Z_R$  ←

C	D
1	x
2	y
2	e
6	q
7	d

$Z_S$  →

# Operators Overview

- (External) Sorting
- Joins (Nested Loop, Merge, Hash, ...)
- Aggregation (Sorting, Hash)
- Selection, Projection (Index, Scan)
- Union, Set Difference
- Intersection
- Duplicate Elimination



# Aggregation

- Have to compute aggregation functions
  - for each group of tuples from input
- Groups
  - Determined by equality of group-by attributes



# Aggregation Example

```
SELECT sum(a), b
FROM R
GROUP BY b
```

a	b
3	1
4	2
3	1
1	2
1	2

sum(a)	b
6	1
6	2

# Aggregation Function Interface

- `init()`
  - Initialize state
- `update(tuple)`
  - Update state with information from tuple
- `close()`
  - Return result and clean-up





# Implementation SUM(A)

- `init()`
  - `sum := 0`
- `update(tuple)`
  - `sum += tuple.A`
- `close()`
  - **return** `sum`

# Aggregation Implementations

- Sorting
  - Sort input on group-by attributes
  - On group boundaries output tuple
- Hashing
  - Store current aggregated values for each group in hash table
  - Update with newly arriving tuples
  - Output result after processing all inputs


# Grouping by sorting

- Similar to Merge join
- Sort R on group-by attribute
- Scan through sorted input
  - If group-by values change
    - Output using close() and call init()
  - Otherwise
    - Call update()

# Aggregation Example

```
SELECT sum(a), b  
FROM R  
GROUP BY b
```

sort



a	b
3	1
4	2
3	1
1	2
1	2

a	b
3	1
3	1
4	2
1	2
1	2

init()

0

# Aggregation Example

```
SELECT sum(a), b
FROM R
GROUP BY b
```

a	b
3	1
3	1
4	2
1	2
1	2



update(3,1)

3

# Aggregation Example

```
SELECT sum(a), b
FROM R
GROUP BY b
```

a	b
3	1
3	1
4	2
1	2
1	2



update(3,1)

6



# Aggregation Example

```
SELECT sum(a), b
FROM R
GROUP BY b
```

a	b
3	1
3	1
4	2
1	2
1	2

Group by changed!  
close(), init(), update(4,2)

① 6

② 0

③ 4

output

# Grouping by Hashing

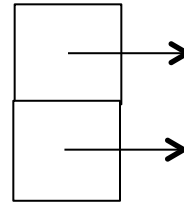
- Create in-memory hash-table
- For each input tuple probe hash table with group by values
  - If no entry exists then call `init()`, `update()`, and add entry
  - Otherwise call `update()` for entry
- Loop through all entries in hash-table and output calling `close()`



# Aggregation Example

```
SELECT sum(a), b
FROM R
GROUP BY b
```

a	b
3	1
4	2
3	1
1	2
1	2

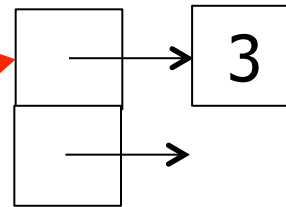


# Aggregation Example

```
SELECT sum(a), b
FROM R
GROUP BY b
```

Init() and update(3,1)

a	b
3	1
4	2
3	1
1	2
1	2

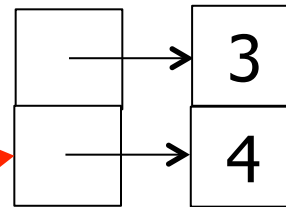


# Aggregation Example

```
SELECT sum(a), b  
FROM R  
GROUP BY b
```

Init() and update(4,2)

a	b
3	1
4	2
3	1
1	2
1	2

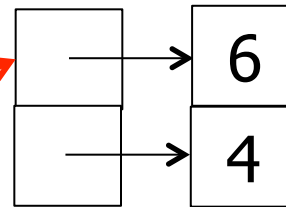


# Aggregation Example

```
SELECT sum(a), b  
FROM R  
GROUP BY b
```

update(3,1)

a	b
3	1
4	2
3	1
1	2
1	2

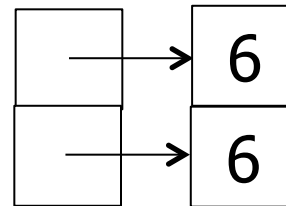


# Aggregation Example

```
SELECT sum(a), b
FROM R
GROUP BY b
```

- Loop through hash table entries
- Output tuples

a	b
3	1
4	2
3	1
1	2
1	2



# Aggregation Summary

- Hashing
  - No sorting -> no extra I/O
  - Hash table has to fit into memory
  - No outputs before all inputs have been processed
- Sorting
  - No memory required
  - Output one group at a time

# Operators Overview

- (External) Sorting
- Joins (Nested Loop, Merge, Hash, ...)
- Aggregation (Sorting, Hash)
- Selection, Projection (Index, Scan)
- Union, Set Difference
- Intersection
- Duplicate Elimination



# Duplicate Elimination

- Equivalent to group-by on all attributes
- -> Can use aggregation implementations
- Optimization
  - Hash
    - Directly output tuple and use hash table only to avoid outputting duplicates





# Operators Overview

- (External) Sorting
- Joins (Nested Loop, Merge, Hash, ...)
- Aggregation (Sorting, Hash)
- Selection, Projection (Index, Scan)
- Union, Set Difference
- Intersection
- Duplicate Elimination



# Set Operations

- Can be modeled as join
  - with different output requirements
- As aggregation/group by on all columns
  - with different output requirements



# Union

- Bag union
  - Append the two inputs
  - E.g., using three buffers
- Set union
  - Apply duplicate removal to result



# Intersection

- Set version
  - Equivalent to join + project + duplicate removal
  - 3-state aggregate function (found left, found right, found both)
- Bag version
  - Join + project +  $\min(i,j)$
  - Aggregate  $\min(\text{count}(i), \text{count}(j))$

# Set Difference

- Using join methods
  - Find matching tuples
  - If no match found, then output
- Using aggregation
  - $\text{count}(i) - \text{count}(j)$  (**bag**)
  - $\text{true}(i) \text{ AND } \text{false}(j)$  (**set**)

# Summary

- Operator implementations
  - Joins!
  - Other operators
- Cost estimations
  - I/O
  - memory
- Query processing architectures

# Next

- Query Optimization Physical
- -> How to **efficiently** choose an **efficient** plan

# CS 525: Advanced Database Organization

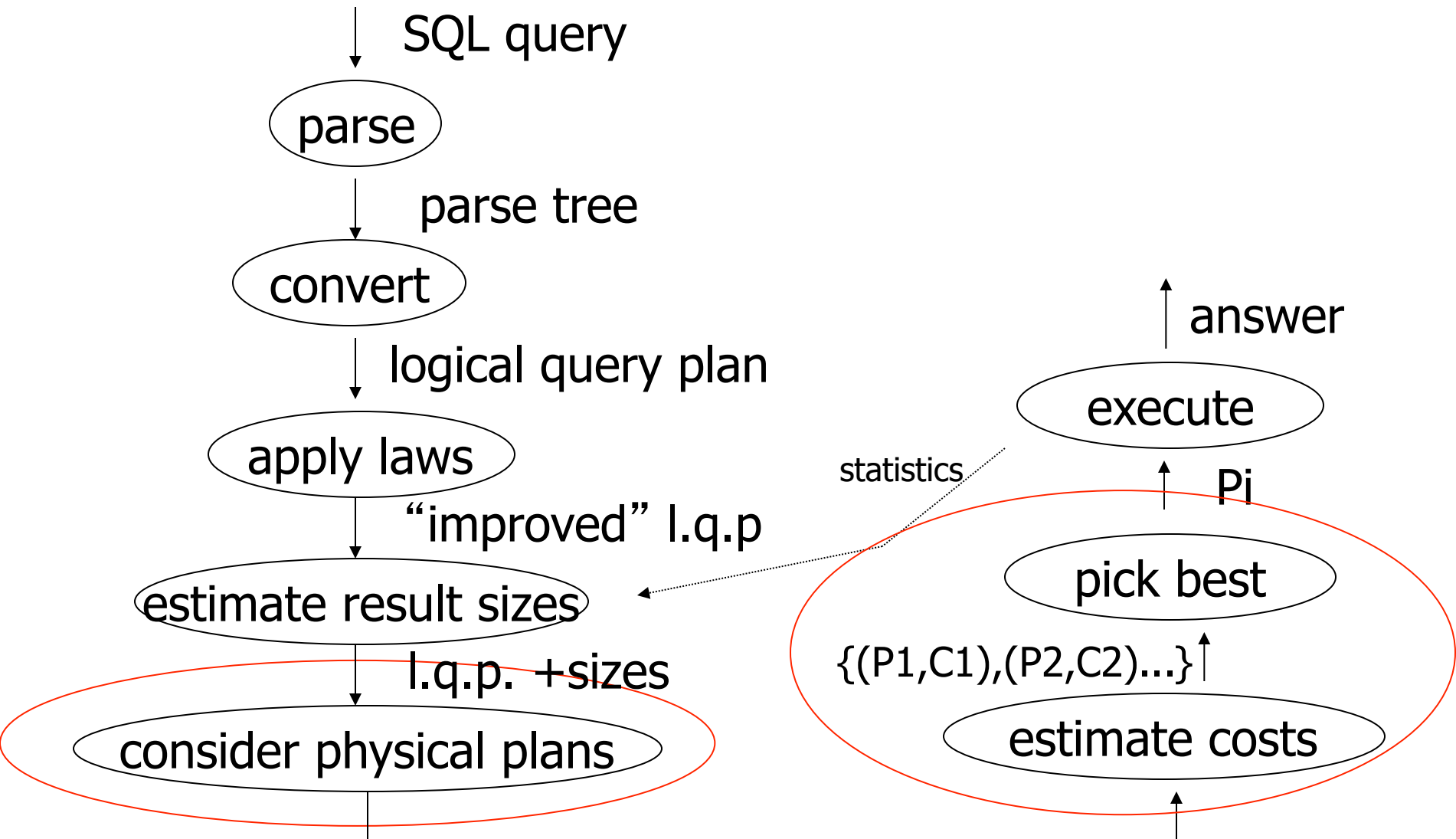


## **11: Query Optimization Physical**

Boris Glavic

Slides: adapted from a [course](#) taught by  
[Hector Garcia-Molina](#), Stanford InfoLab





{P1,P2,.....}

# Cost of Query

- Parse + Analyze
- Optimization – Find plan
- Execution
- Return results to client



# Cost of Query

- Parse + Analyze
  - Can parse MB of SQL code in miliseecs
- **Optimization – Find plan**
  - **Generating plans, costing plans**
- **Execution**
  - **Execute plan**
- Return results to client
  - Can be expensive but not discussed here



# Physical Optimization

- Apply after applying heuristics in logical optimization
- 1) Enumerate potential execution plans
  - All?
  - Subset
- 2) Cost plans
  - What cost function?



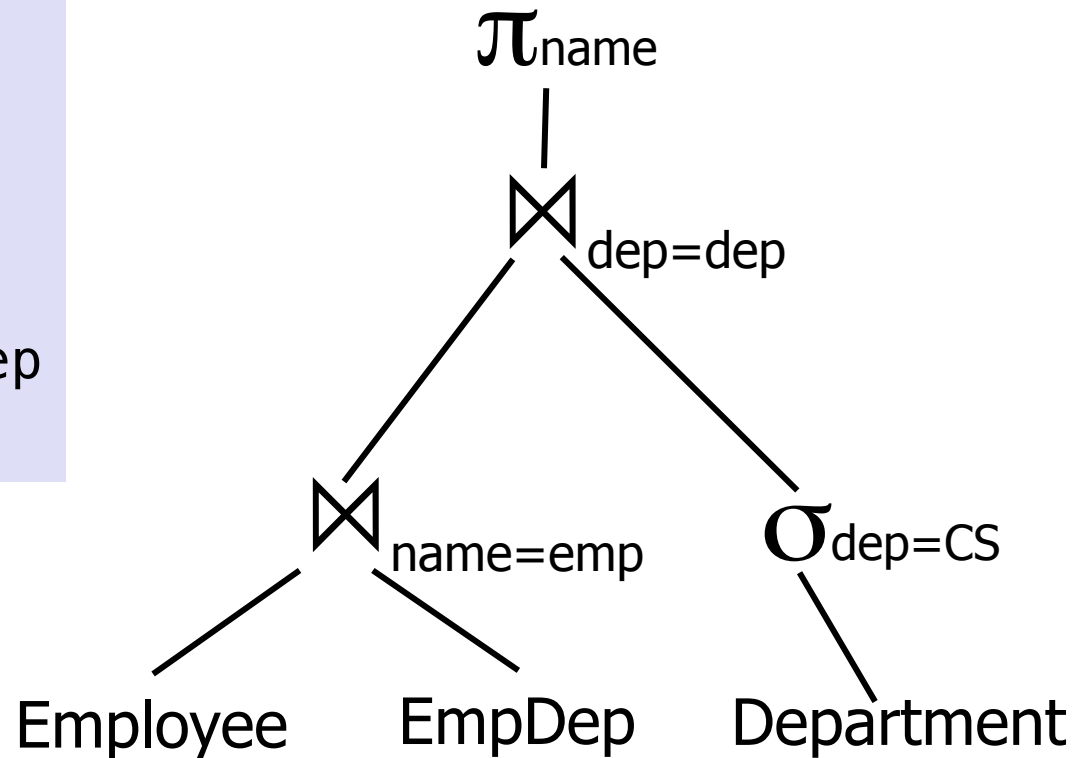
# Physical Optimization

- To apply pruning in the search for the best plan
  - Steps 1 and 2 have to be interleaved
  - Prune parts of the search space
    - if we know that it cannot contain any plan that is better than what we found so far



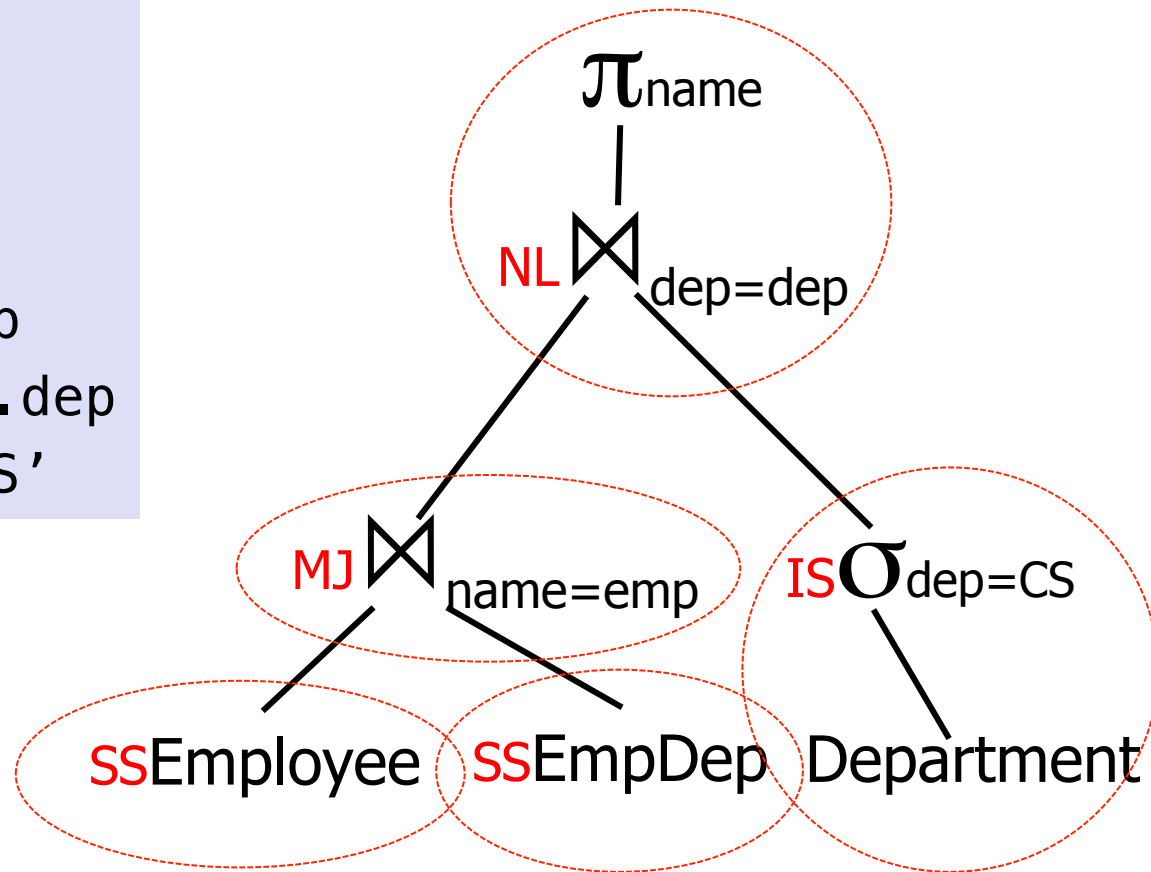
# Example Query

```
SELECT e.name
FROM Employee e,
      EmpDep ed,
      Department d
WHERE e.name = ed.emp
      AND ed.dep = d.dep
      AND d.dep = 'CS'
```



# Example Query – Possible Plan

```
SELECT e.name
FROM Employee e,
      EmpDep ed,
      Department d
WHERE e.name = ed.emp
      AND ed.dep = d.dep
      AND d.dep = 'CS'
```



# Cost Model

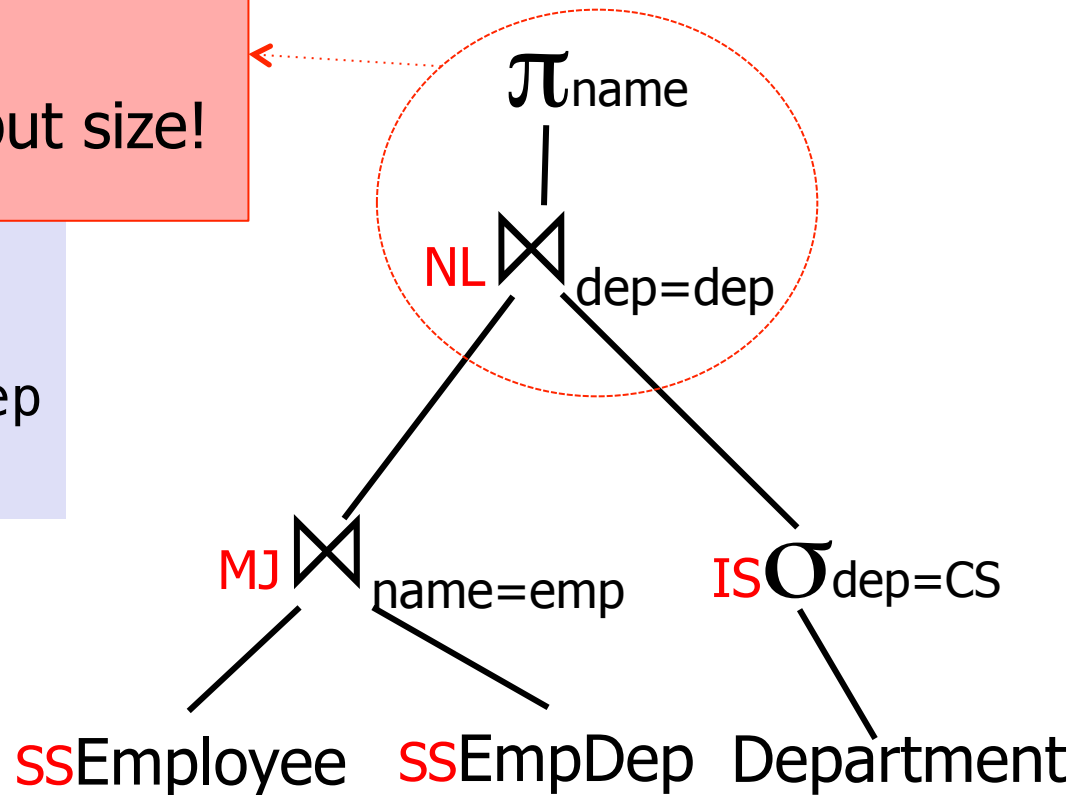
- Cost factors
  - **#disk I/O**
  - **CPU cost**
  - Response time
  - Total **execution time**
- Cost of operators
  - I/O as discussed in query execution (part 10)
  - Need to know **size of intermediate results** (part 09)



# Example Query – Possible Plan

```
SELECT e.name
FROM Employee e
     EmpDep ed
     Department d
WHERE e.name = ed.emp
     AND ed.dep = d.dep
     AND d.dep = 'CS'
```

Cost?  
Need input size!



# Cost Model Trade-off

- **Precision**

- Incorrect cost-estimation -> choose suboptimal plan

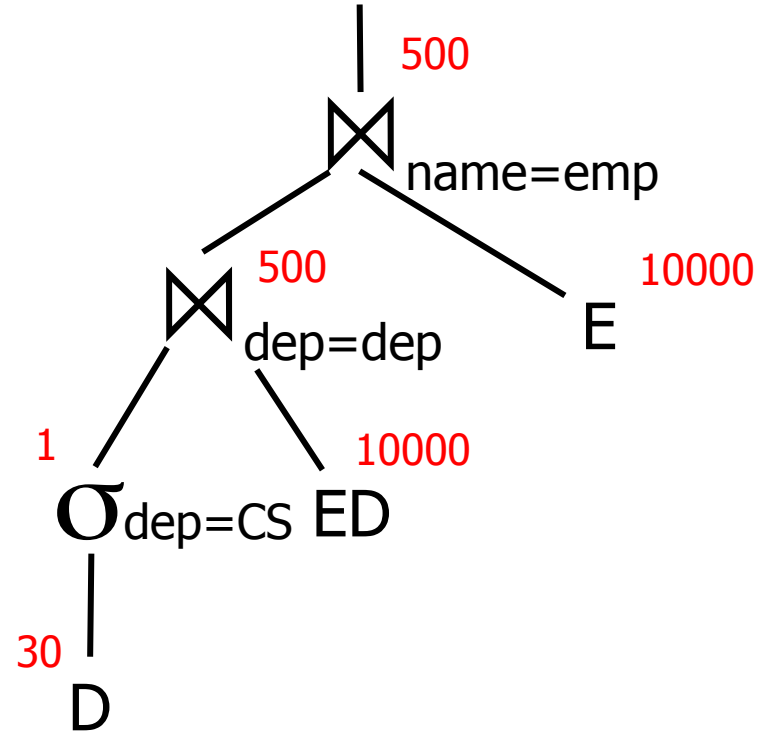
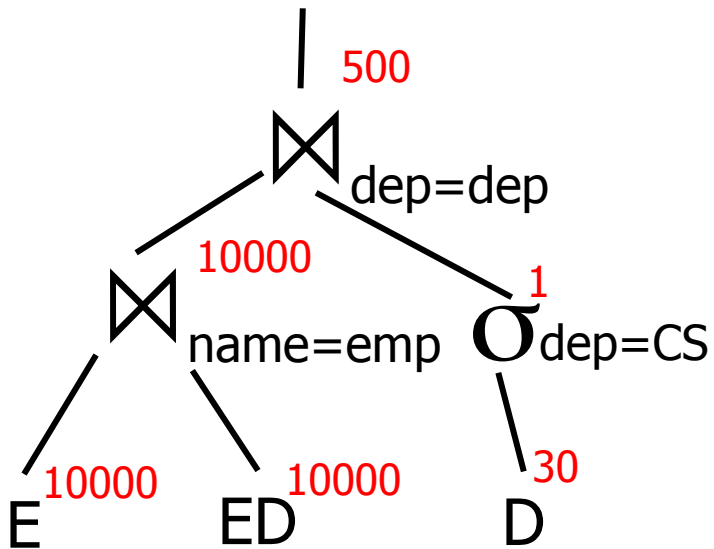
- **Cost of computing cost**

- Cost of costing a plan
  - We may have to cost millions or billions of plans
- Cost of maintaining statistics
  - Occupies resources needed for query processing

# Plan Enumeration

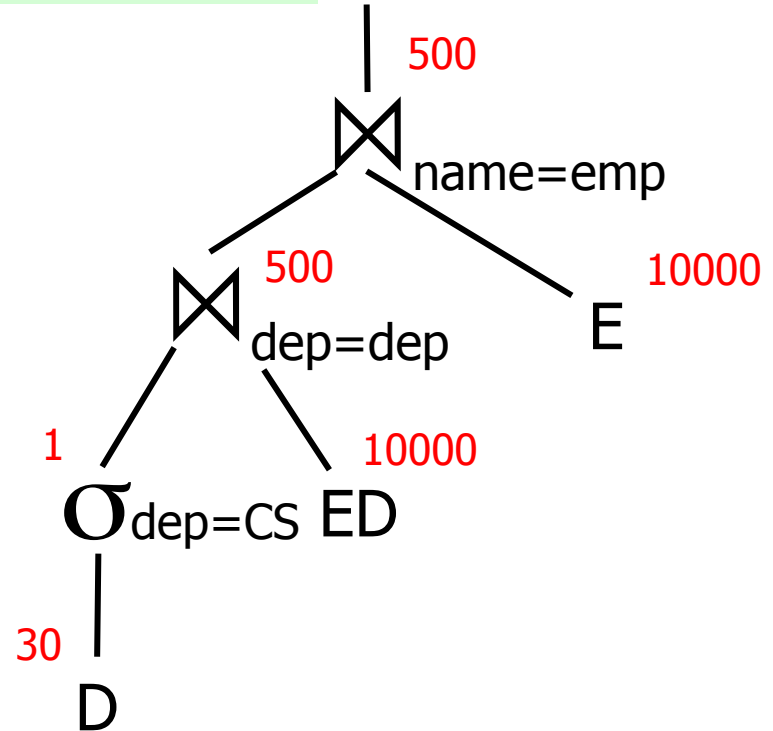
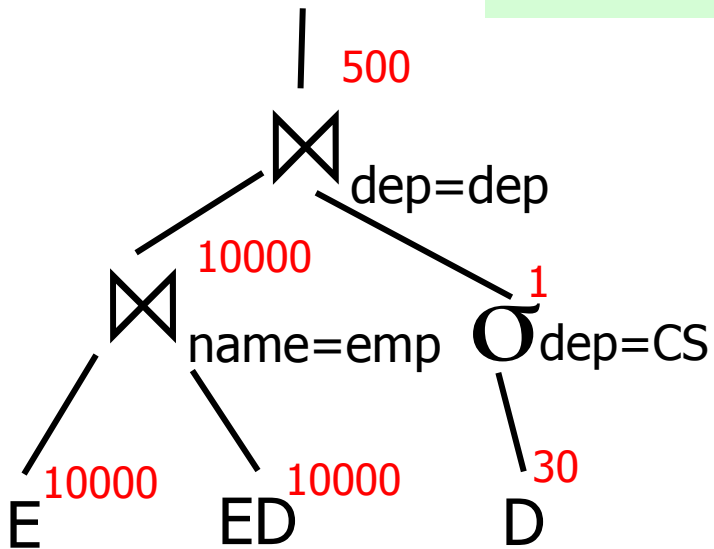
- For each operator in the query
  - Several implementation options
- Binary operators (joins)
  - Changing the order may improve performance a lot!
- -> consider both **different implementations** and **order of operators** in plan enumeration

# Example Join Ordering Result Sizes



# Example Join Ordering Cost (only NL)

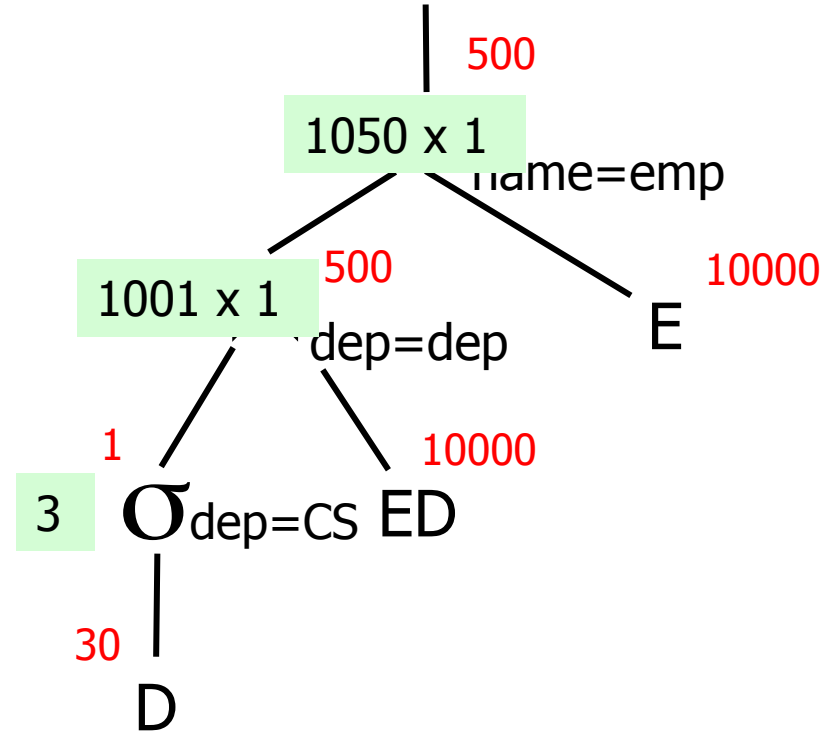
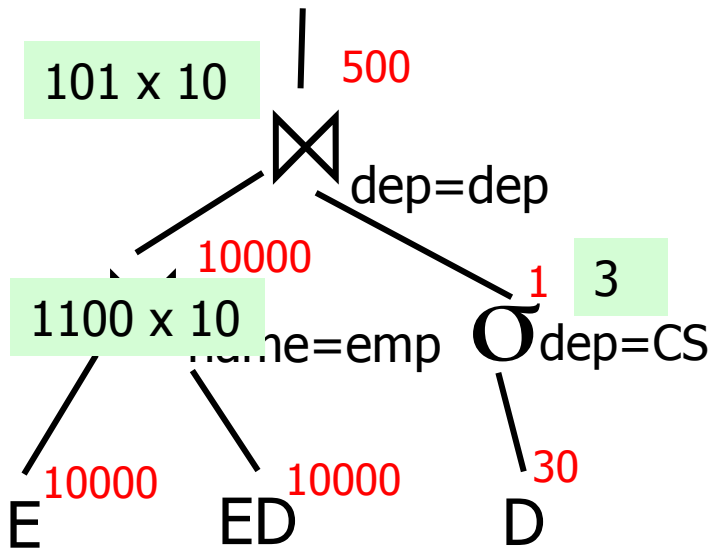
$S(E) = S(ED) = S(D) = 1/10$  block  
 $M = 101$



$S(E) = S(ED) = S(D) = 1/10$  block  
 $M = 101$   
 I/O costs only  
 No pipelining, write all results to disk

$1100 \times 10 + 101 \times 10 + 3$  (operator costs)  
 $+ 1000 + 1 + 50$  (write results)  
 $= 13064$  I/Os

$1001 + 1050 + 3$  (operator costs)  
 $+ 1 + 50 + 50$   
 $= 2155$  I/Os



# Plan Enumeration

- All
  - Consider all potential plans of a certain type (discussed later)
  - Prune only if sure
- Heuristics
  - Apply heuristics to prune search space
- Randomized Algorithms



# Plan Enumeration Algorithms

- All
  - Dynamic Programming (System R)
  - A\* search
- Heuristics
  - Minimum Selectivity, Intermediate result size, ...
  - KBZ-Algorithm, AB-Algorithm
- Randomized
  - Genetic Algorithms
  - Simulated Annealing



# Reordering Joins Revisited

- Equivalences (Natural Join)

1.  $R \bowtie S \equiv S \bowtie R$

2.  $(R \bowtie S) \bowtie T \equiv R \bowtie (S \bowtie T)$

- Equivalences Equi-Join

1.  $R \bowtie_{a=b} S \equiv S \bowtie_{a=b} R$

2.  $(R \bowtie_{a=b} S) \bowtie_{c=d} T \equiv R \bowtie_{a=b} (S \bowtie_{c=d} T)?$

3.  $\sigma_{a=b} (R \bowtie S) \equiv R \bowtie_{a=b} S?$

# Equi-Join Equivalences

- $(R \bowtie_{a=b} S) \bowtie_{c=d} T \equiv R \bowtie_{a=b} (S \bowtie_{c=d} T)$

- What if  $c$  is attribute of  $R$ ?

$$(R \bowtie_{a=b} S) \bowtie_{c=d} T \equiv R \bowtie_{a=b \wedge c=d} (S \times T)$$

- $\sigma_{a=b} (R \times S) \equiv R \bowtie_{a=b} S?$

- Only useful if  $a$  is from  $R$  and  $S$  from  $b$  (vice-versa)

# Why Cross-Products are bad

- We discussed efficient join algorithms
  - Merge-join  $O(n)$  resp.  $O(n \log(n))$
  - Vs. Nested-loop  $O(n^2)$
- $R \times S$ 
  - Result size is  $O(n^2)$ 
    - Cannot be better than  $O(n^2)$
  - Surprise, surprise: merge-join doesn't work  
no need to sort, but degrades to nested loop

# Agenda

- Given some query
  - How to enumerate all plans?
- Try to avoid cross-products
- Need way to figure out if equivalences can be applied
  - Data structure: **Join Graph**

# Join Graph

- Assumptions
  - Only equi-joins ( $a = b$ )
    - $a$  and  $b$  are either constants or attributes
  - Only conjunctive join conditions (AND)



# Join Graph

- Nodes: Relations  $R_1, \dots, R_n$  of query
- Edges: Join conditions
  - Add edge between  $R_i$  and  $R_j$  labeled with  $C$ 
    - if there is a join condition  $C$
    - That equates an attribute from  $R_i$  with an attribute from  $R_j$
  - Add a self-edge to  $R_i$  for each simple predicate

# Join Graph Example

```
SELECT e.name  
FROM Employee e,  
      EmpDep ed,  
      Department d  
WHERE e.name = ed.emp  
      AND ed.dep = d.dep  
      AND d.dep = 'CS'
```

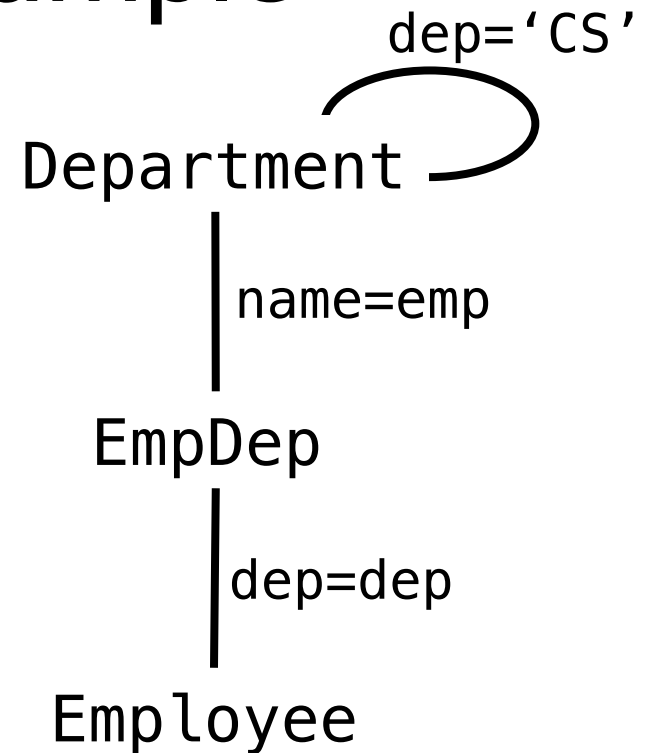
Department

EmpDep

Employee

# Join Graph Example

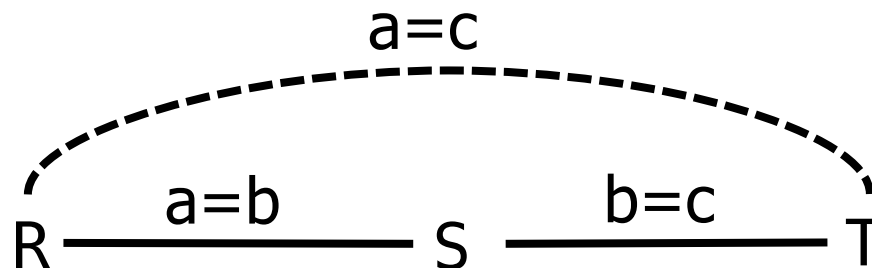
```
SELECT e.name
FROM Employee e,
      EmpDep ed,
      Department d
WHERE e.name = ed.emp
      AND ed.dep = d.dep
      AND d.dep = 'CS'
```



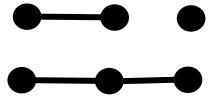


# Notes on Join Graph

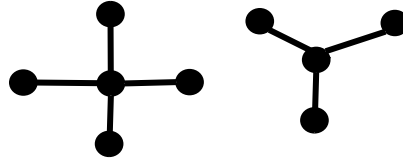
- Join Graph tells us in which ways we can join without using cross products
- However, ...
  - Only if transitivity is considered



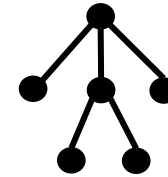
# Join Graph Shapes



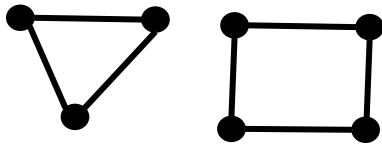
Chain queries



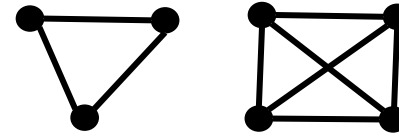
Star queries



Tree queries



Cycle queries



Clique queries

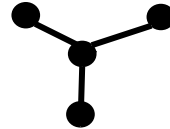
# Join Graph Shapes



Chain queries

```
SELECT *  
FROM R,S,T  
WHERE R.a = S.b  
         AND S.c = T.d
```

# Join Graph Shapes

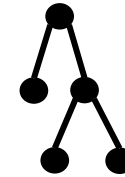


Star queries

```
SELECT *  
FROM R,S,T,U  
WHERE R.a = S.a  
       AND R.b = T.b  
       AND R.c = U.c
```

# Join Graph Shapes

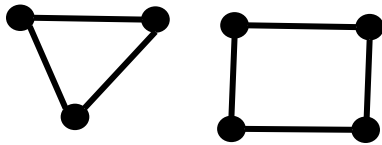
```
SELECT *  
FROM R, S, T, U, V  
WHERE R.a = S.a  
      AND R.b = T.b  
      AND T.c = U.c  
      AND T.d = V.d
```



Tree queries

# Join Graph Shapes

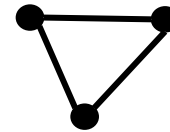
```
SELECT *  
FROM R, S, T  
WHERE R.a = S.a  
       AND S.b = T.b  
       AND T.c = R.c
```



Cycle queries

# Join Graph Shapes

```
SELECT *  
FROM R,S,T  
WHERE R.a = S.a  
      AND S.b = T.b  
      AND T.c = R.c
```



Clique queries

# How many join orders?

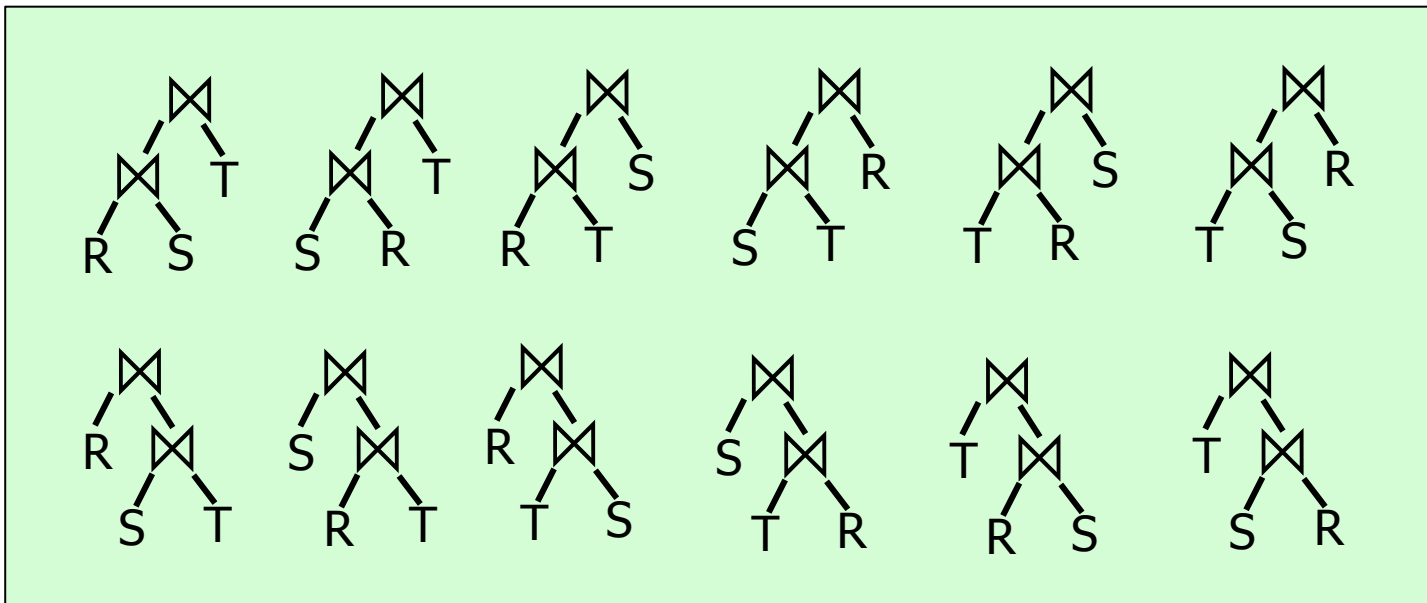
- Assumption
  - Use cross products (can freely reorder)
  - Joins are binary operations
    - Two inputs
    - Each input either join result or relation access





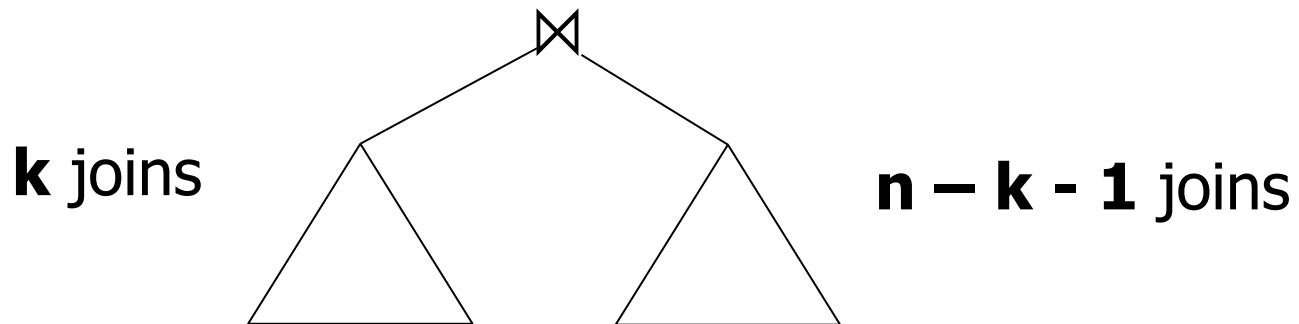
# How many join orders?

- Example 3 relations R,S,T
  - 12 orders



# How many join orders?

- A join over  $n+1$  relations requires  $n$  binary joins
- The root of the join tree joins  $k$  with  $n - k - 1$  join operators ( $0 \leq k \leq n-1$ )



# How many join orders?

- This are the **Catalan numbers**

$$C_n = \sum_{k=0}^{n-1} C_k \times C_{n-k-1} = (2n)! / (n+1)!n!$$

$$C_0 = 1$$

# How many join orders?

- This are the **Catalan numbers**
- For each such tree we can permute the input relations  **$(n+1)!$**  Permutations

$$(2n)! / (n+1)!n! * (n+1)! = (2n)!/n!$$

# How many join orders?

#relations	#join trees
2	2
3	12
4	120
5	1,680
6	30,240
7	665,280
8	17,297,280
9	17,643,225,600
10	670,442,572,800
11	28,158,588,057,600

# How many join orders?

- If for each join we consider **k** join algorithms then for **n** relations we have
  - Multiply with a factor  **$k^{n-1}$**
- Example consider
  - Nested loop
  - Merge
  - Hash

# How many join orders?

#relations	#join trees
2	6
3	108
4	3240
5	136,080
6	7,348,320
7	484,989,120
8	37,829,151,360
9	115,757,203,161,600
10	13,196,321,160,422,400
11	1,662,736,466,213,222,400

# Too many join orders?

- Even if costing is cheap
  - Unrealistic assumption 1 CPU cycle
  - Realistic are thousands or millions of instructions
- Cost all join options for 11 relations
  - 3GHz CPU, 8 cores
  - 69,280,686 sec > 2 years





# How to deal with excessive number of combinations?

- Prune parts based on optimality
  - Dynamic programming
  - A\*-search
- Only consider certain types of join trees
  - Left-deep, Right-deep, zig-zag, bushy
- Heuristic and random algorithms



# Dynamic Programming

- Assumption: **Principle of Optimality**
  - To compute the **global** optimal plan it is only necessary to consider the optimal solutions for its **sub-queries**
- Does this assumption hold?
  - Depends on cost-function

# What is dynamic programming?

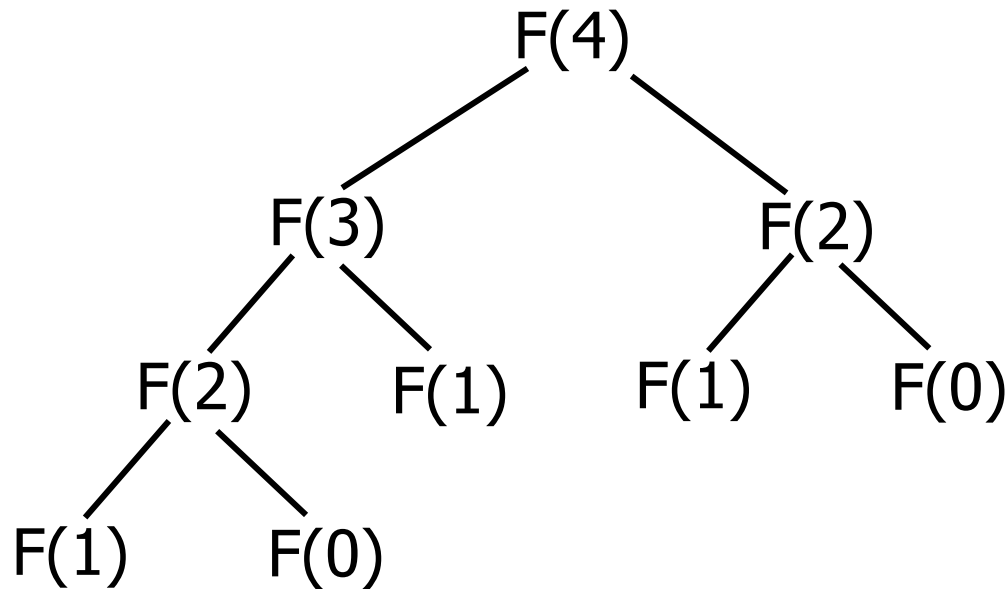
- Recall data structures and algorithms 101!
- Consider a **Divide-and-Conquer** problem
  - Solutions for a problem of size  $n$  can be build from solutions for sub-problems of smaller size (e.g.,  $n/2$  or  $n-1$ )
- **Memoize**
  - Store solutions for sub-problems
  - -> Each solution has to be only computed once
  - -> Needs extra memory

# Example Fibonacci Numbers

- $F(n) = F(n-1) + F(n-2)$
- $F(0) = F(1) = 1$

```
Fib(n)
{
    if (n = 0) return 0
    else if (n = 1) return 1
    else return Fib(n-1) + Fib(n-2)
}
```

# Example Fibonacci Numbers



# Complexity

- Number of calls
  - $C(n) = C(n-1) + C(n-2) + 1 = \text{Fib}(n+2)$
  - $O(2^n)$



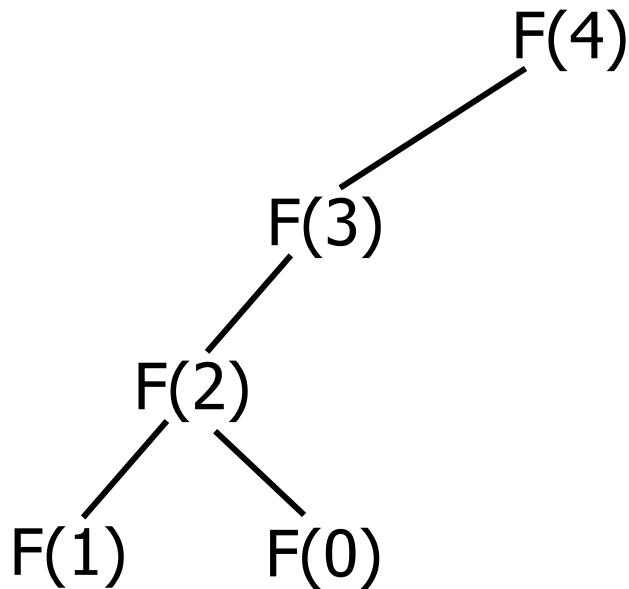
# Using dynamic programming

```
Fib(n)
{
    int[] fib;
    fib[0] = 1;
    fib[1] = 1;

    for(i = 2; i < n; i++)
        fib[i] = fib[i-1] + fib[i-2]

    return fib[n];
}
```

# Example Fibonacci Numbers





# What do we gain?

- $O(n)$  instead of  $O(2^n)$



# Dynamic Programming for Join Enumeration

- Find cheapest plan for  $n$ -relation join in  $n$  passes
- For each  $i$  in  $1 \dots n$ 
  - Construct solutions of size  $i$  from best solutions of size  $< i$



# DP Join Enumeration

```
optPlan ← Map({R}, {plan})

find_join_dp(q(R1, ..., Rn))
{
  for i=1 to n
    optPlan[{Ri}] ← access_paths(Ri)
  for i=2 to n
    foreach S ⊆ {R1, ..., Rn} with |S|=i
      optPlan[S] ← ∅
      foreach 0 ⊂ S with 0 ≠ ∅
        optPlan[S] ← optPlan[S] ∪
          possible_joins(optPlan(0), optPlan(S\0))
      prune_plans(optPlan[S])
  return optPlan[{R1, ..., Rn}]
}
```



# Dynamic Programming for Join Enumeration

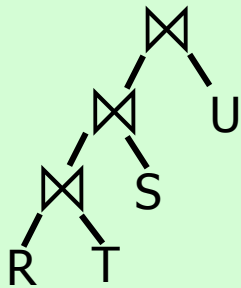
- `access_paths (R)`
  - Find cheapest access path for relation R
- `possible_joins(plan, plan)`
  - Enumerate all joins (merge, NL, ...) variants between the input plans
- `prune_plans({plan})`
  - Only keep cheapest plan from input set

# DP-JE Complexity

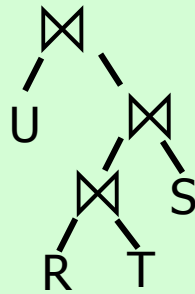
- Time:  $O(3^n)$
- Space:  $O(2^n)$
- Still too much for large number of joins (10-20)

# Types of join trees

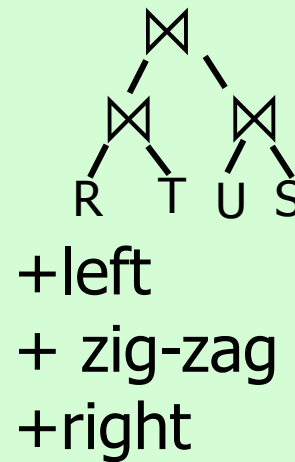
**Left-deep**



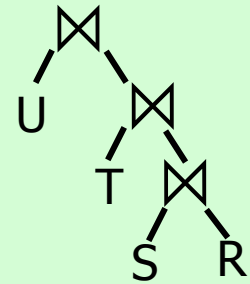
**zig-zag**



**bushy**



**Right-deep**



# Number of Join-Trees

- Number of join trees for **n** relations
- Left-deep: **n!**
- Right-deep: **n!**
- Zig-zag:  **$2^{n-2}n!$**

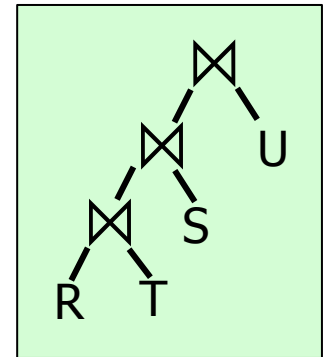
# How many join orders?

#relations	#bushy join trees	#left-deep join trees
2	2	2
3	12	6
4	120	24
5	1,680	120
6	30,240	720
7	665,280	5040
8	17,297,280	40,230
9	17,643,225,600	362,880
10	670,442,572,800	3,628,800
11	28,158,588,057,600	39,916,800



# DP with Left-deep trees only

- Reduced search-space
- Each join is with input relation
  - -> can use index joins
  - -> easy to pipe-line
- DP with left-deep plans was introduced by system R, the first relational database developed by IBM Research



# Revisiting the assumption

- Is it really sufficient to only look at the best plan for every sub-query?
- Cost of merge join depends whether the input is already sorted
  - -> A sub-optimal plan may produce results ordered in a way that reduces cost of joining above
  - Keep track of **interesting orders**

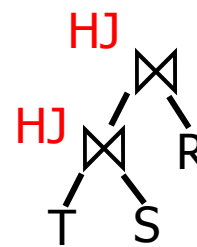
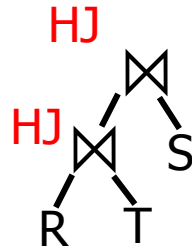
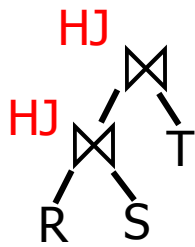


# Interesting Orders

- Number of interesting orders is usually small
- -> Extend DP join enumeration to keep track of interesting orders
  - Determine interesting orders
  - For each sub-query store best-plan for each interesting order

# Example Interesting Orders

Left-deep best plans: 3-way  $\{R,S,T\}$



Left-deep best plans: 2-way

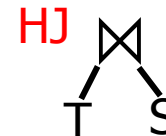
$\{R,S\}$



$\{R,T\}$

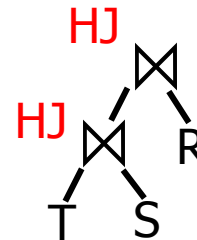
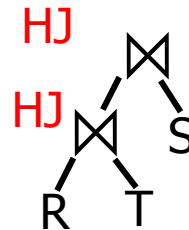
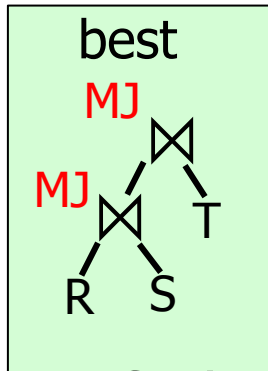
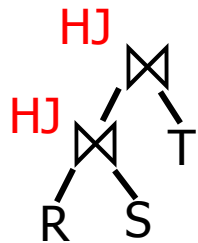


$\{S,T\}$



# Example Interesting Orders

Left-deep best plans: 3-way {R,S,T}

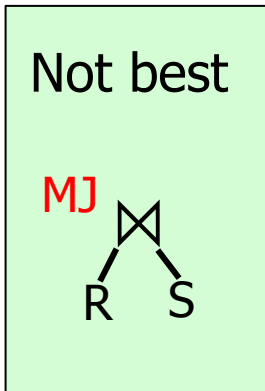


Left-deep best plans: 2-way

{R,S}



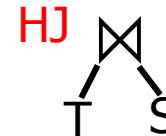
Not best



{R,T}



{S,T}



# Greedy Join Enumeration

- Heuristic method
  - Not guaranteed that best plan is found
- Start from single relation plans
- In each iteration greedily join to plans with the minimal cost
- Until a plan for the whole query has been generated



# Greedy Join Enumeration

```
plans ← list({plan})

find_join_dp(q(R1, ..., Rn))
{
  for i=1 to n
    plans ← plans ∪ access_paths(Ri)
  for i=n to 2
    cheapest = argminj,k∈{1,...,n} (cost(Pj ⋈ Pk))
    plans ← plans \ {Pj, Pk} ∪ {Pj ⋈ Pk}
  return plans // single plan left
}
```

# Greedy Join Enumeration

- Time:  $O(n^3)$ 
  - Loop iterations:  $O(n)$
  - In each iterations looking of pairs of plans in of max size  $n$ :  $O(n^2)$
- Space:  $O(n^2)$ 
  - Needed to store the current list of plans



# Randomized Join-Algorithms

- Iterative improvement
- Simulated annealing
- Tabu-search
- Genetic algorithms



# Transformative Approach

- Start from (random) complete solutions
- Apply transformations to generate new solutions
  - Direct application of equivalences
    - Commutativity
    - Associativity
  - Combined equivalences
    - E.g.,  $(R \bowtie S) \bowtie T \equiv T \bowtie (S \bowtie R)$

# Concern about Transformative Approach

- Need to be able to generate random plans fast
- Need to be able to apply transformations fast
  - Trade-off: space covered by transformations vs. number and complexity of transformation rules



# Iterative Improvement

```
improve( $q(R_1, \dots, R_n)$ )  
{  
  best  $\leftarrow$  random_plan( $q$ )  
  while (not reached time limit)  
    curplan  $\leftarrow$  random_plan( $q$ )  
    do  
      prevplan  $\leftarrow$  curplan  
      curplan  $\leftarrow$  apply_random_trans (prevplan)  
      while (cost(curplan) < cost(prevplan))  
        if (cost(prevplan) < cost(best))  
          best  $\leftarrow$  prevplan  
  return best  
}
```

# Iterative Improvement

- Easy to get stuck in local minimum
- **Idea:** Allow transformations that result in more expensive plans with the hope to move out of local minima
  - -> Simulated Annealing



# Simulated Annealing

```
SA( $q(R_1, \dots, R_n)$ )
{
  best  $\leftarrow$  random_plan( $q$ )
  curplan  $\leftarrow$  best
   $t \leftarrow t_{init}$  // "temperature"
  while ( $t > 0$ )
    newplan  $\leftarrow$  apply_random_trans(curplan)
    if cost(newplan) < cost(curplan)
      curplan  $\leftarrow$  newplan
    else if random() <  $e^{-(\text{cost}(\text{newplan}) - \text{cost}(\text{curplan}))/t}$ 
      curplan  $\leftarrow$  newplan
    if (cost(curplan) < cost(best))
      best  $\leftarrow$  curplan
    reduce( $t$ )
  return best
}
```

# Simulated Annealing

```
SA( $q(R_1, \dots, R_n)$ )
{
  best  $\leftarrow$  random_plan( $q$ )
  curplan  $\leftarrow$  best
   $t \leftarrow t_{init}$  // "temperature"
  while ( $t > 0$ )
    newplan  $\leftarrow$  apply_random_trans(curplan)
    if cost(newplan) < cost(curplan)
      curplan  $\leftarrow$  newplan
    else if random() <  $e^{-(\text{cost}(\text{newplan}) - \text{cost}(\text{curplan})) / t}$ 
      curplan  $\leftarrow$  newplan
    if (cost(curplan) < cost(best))
      best  $\leftarrow$  curplan
  reduce( $t$ )
  return best
}
```

Until "cooled down"

Reduce  
Chance  
To "jump"

Probability to  
Take "bad" plan  
Based on temp.

# Genetic Algorithms

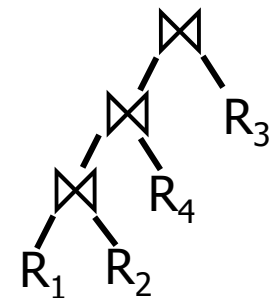
- Represent solutions as sequences (strings) = genome
- Start with random population of solutions
- Iterations = Generations
  - Mutation = random changes to genomes
  - Cross-over = Mixing two genomes





# Genetic Join Enumeration for Left-deep Plans

- A left-deep plan can be represented as a permutation of the relations
  - Represent each relation by a number
  - E.g., encode this tree as “1243”



# Mutation

- Switch random two random positions
- Is applied with a certain fixed probability
- E.g., "1342" -> "4312"

# Cross-over

- Sub-set exchange
  - For two solutions find subsequence
    - equals length with the same set of relations
  - Exchange these subsequences
- Example
  - $J_1 = "5632478"$  and  $J_2 = "5674328"$
  - Generate  $J' = "5643278"$

# Survival of the fittest

- Probability of survival determined by rank within the current population
- Compute ranks based on costs of solutions
- Assign Probabilities based on rank
  - Higher rank -> higher probability to survive
- Roll a dice for each solution



# Genetic Join Enumeration

- Create an initial population **P** random plans
- Apply crossover and mutation with a fixed rate
  - E.g., crossover 65%, mutation 5%
- Apply selection until size is again **P**
- Stop once no improvement for at least **X** iterations

# Comparison Randomized Join Enumeration

- Iterative Improvement
  - Towards local minima (easy to get stuck)
- Simulated Annealing
  - Probability to “jump” out of local minima
- Genetic Algorithms
  - Random transformation
  - Mixing solutions (crossover)
  - Probabilistic chance to keep solution based on cost

# Join Enumeration Recap

- Hard problem
  - Large problem size
    - Want to reduce search space
  - Large cost differences between solutions
    - Want to consider many solution to increase chance to find a good one.

# Join Enumeration Recap

- Tip of the iceberg
  - More algorithms
  - Combinations of algorithms
  - Different representation subspaces of the problem
  - Cross-products / no cross-products
  - ...

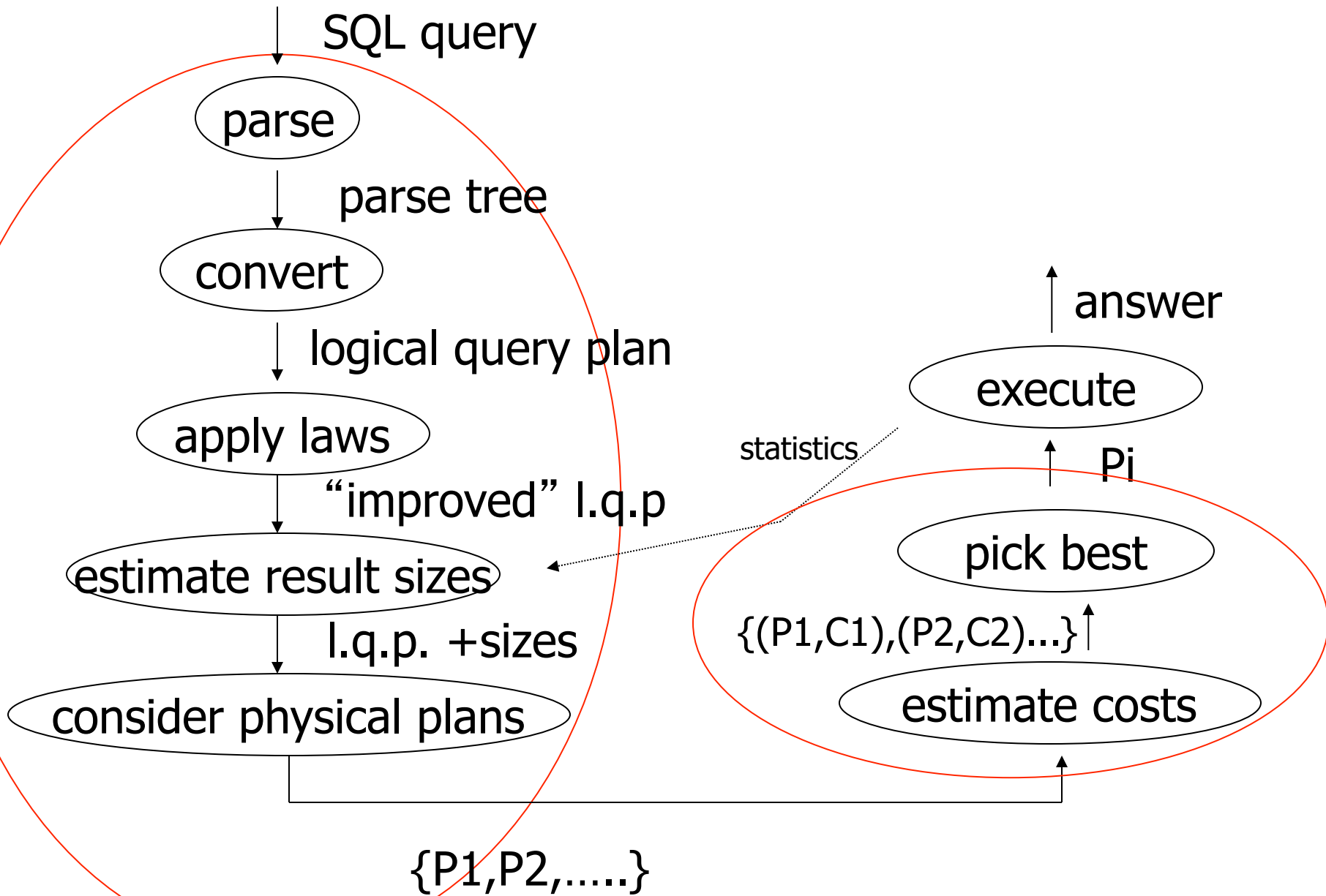




# From Join-Enumeration to Plan Enumeration

- So far we only know how to reorder joins
- What about other operations?
- What if the query does consist of several SQL blocks?
- What if we have nested subqueries?





# From Join-Enumeration to Plan Enumeration

- Lets reconsider the input to plan enumeration!
  - We briefly touched on **Query graph models**
  - We discussed briefly why relational algebra is not sufficient



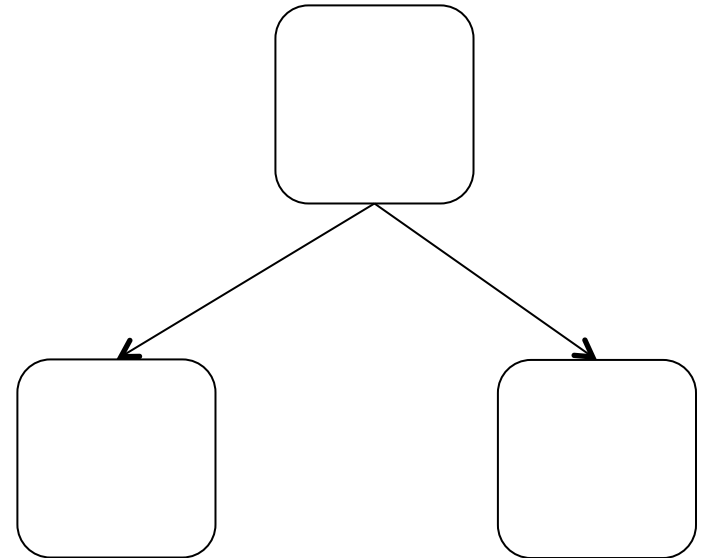
# Query Graph Models

- Represents an SQL query as query blocks
  - A query block corresponds to the an SQL query block (SELECT FROM WHERE ...)
  - Data type/operator/function information
    - Needed for execution and optimization decisions
  - Structured in a way suited for optimization



# QGM example

```
SELECT name, city
FROM
  (SELECT *
   FROM person) AS p,
  (SELECT *
   FROM address) AS a
WHERE p.addrId = a.id
```



# Postgres Example

{QUERY

```
:commandType 1
:querySource 0
:canSetTag true
:utilityStmt <>
:resultRelation 0
:intoClause <>
:hasAggs false
:hasSubLinks false
:rtable (
  {RTE
   :alias
   {ALIAS
    :aliasname p
    :colnames <>
   }
  :eref
  {ALIAS
   :aliasname p
   :colnames ("name" "addrid")
  }
 :rtekind 1
 :subquery
 {QUERY
  :commandType 1
  :querySource 0
  :canSetTag true
```

...

# How to enumerate plans for a QGM query

- Recall the correspondence between SQL query blocks and algebra expressions!
- If block is (A)SPJ
  - Determine join order
  - Decide which aggregation to use (if any)
- If block is set operation
  - Determine order

# More than one query block

- Recursive create plans for subqueries
  - Start with leaf blocks
- Consider our example
  - Even if blocks are only SPJ we would not consider reordering of joins across blocks
  - -> try to “pull up” subqueries before optimization

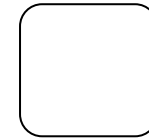
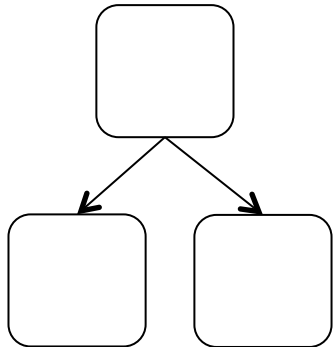




# Subquery Pull-up

```
SELECT name, city
FROM
  (SELECT *
   FROM person) AS p,
  (SELECT *
   FROM address) AS a
WHERE p.addrId = a.id
```

```
SELECT name, city
FROM
  person p,
  address a
WHERE p.addrId = a.id
```



# Parameterized Queries

- Problem
  - Repeated executed of similar queries
- Example
  - Webshop
  - Typical operation: Retrieve product with all user comments for that product
  - Same query modulo product id

# Parameterized Queries

- Naïve approach
  - Optimize each version individually
  - Execute each version individually
- Materialized View
  - Store common parts of the query
  - -> Optimizing a query with materialized views
  - -> Separate topic not covered here

# Caching Query Plans

- Caching Query Plans
  - Optimize query once
  - Adapt plan for specific instances
  - **Assumption:** varying values do not effect optimization decisions
  - **Weaker Assumption:** Additional cost of “bad” plan less than cost of repeated planning



# Parameterized Queries

- How to represent varying parts of a query
  - Parameters
  - Query planned with parameters assumed to be unknown
  - For execution replace parameters with concrete values



# PREPARE statement

- In SQL
  - **PREPARE** name (parameters) **AS** query
  - **EXECUTE** name (parameters)



# Nested Subqueries

```
SELECT name
FROM person p
WHERE EXISTS (SELECT newspaper
              FROM hasRead h
              WHERE h.name = p.name
                 AND h.newspaper = 'Tribune')
```



# How to evaluate nested subquery?

- If no correlations:
  - Execute once and cache results
- For correlations:
  - Create plan for query with parameters
- -> called nested iteration



# Nested Iteration - Correlated

```
q ← outer query
q' ← inner query
result ← execute(q)
foreach tuple t in result
  qt ← q'(t) // parameterize q' with values from t
  result' ← execute (qt)
  evaluate_nested_condition (t, result')
```

# Nested Iteration - Uncorrelated

```
q ← outer query  
q' ← inner query  
result ← execute(q)  
result' ← execute (qt)  
foreach tuple t in result  
  evaluate_nested_condition (t, result')
```

# Nested Iteration - Example

```
SELECT name
FROM person p
WHERE EXISTS (SELECT newspaper
              FROM hasRead h
              WHERE h.name = p.name
                 AND h.newspaper = 'Tribune')
```

person

name	gender
Alice	female
Bob	male
Joe	male

hasRead

name	newspaper
Alice	Tribune
Alice	Courier
Joe	Courier

# Nested Iteration - Example

```
q ← outer query
q' ← inner query
result ← execute(q)
foreach tuple t in result
→ qt ← q'(t)
  result' ← execute (qt)
  evaluate_nested_condition (t, result')
```

```
SELECT newspaper
FROM hasRead h
WHERE h.name = p.name
      AND h.newspaper
      = 'Tribune')
```

person

name	gender
Alice	female
Bob	male
Joe	male

hasRead

name	newspaper
Alice	Tribune
Alice	Courier
Joe	Courier

# Nested Iteration - Example

```
q ← outer query
q' ← inner query
result ← execute(q)
foreach tuple t in result
→ qt ← q'(t)
  result' ← execute (qt)
  evaluate_nested_condition (t, result')
```

```
SELECT newspaper
FROM hasRead h
WHERE h.name = 'Alice'
      AND h.newspaper
      = 'Tribune')
```

person

name	gender
Alice	female
Bob	male
Joe	male

hasRead

name	newspaper
Alice	Tribune
Alice	Courier
Joe	Courier

# Nested Iteration - Example

```
q ← outer query
q' ← inner query
result ← execute(q)
foreach tuple t in result
  qt ← q'(t)
  → result' ← execute (qt)
  evaluate_nested_condition (t, result')
```

```
SELECT newspaper
FROM hasRead h
WHERE h.name = p.name
      AND h.newspaper
      = 'Tribune')
```

person

name	gender
Alice	female
Bob	male
Joe	male

hasRead

name	newspaper
Alice	Tribune
Alice	Courier
Joe	Courier

result'

newspaper
Tribune

# Nested Iteration - Example

```
q ← outer query
q' ← inner query
result ← execute(q)
foreach tuple t in result
  qt ← q'(t)
  result' ← execute (qt)
→ evaluate_nested_condition (t, result')
```

EXISTS evaluates to true!

Output(Alice)

person

name	gender
Alice	female
Bob	male
Joe	male

hasRead

name	newspaper
Alice	Tribune
Alice	Courier
Joe	Courier

result'

newspaper
Tribune

# Nested Iteration - Example

```
q ← outer query
q' ← inner query
result ← execute(q)
foreach tuple t in result
  qt ← q'(t)
  result' ← execute (qt)
  evaluate_nested_condition (t, result')
```

Empty result set →  
EXISTS evaluates to  
false

person

name	gender
Alice	female
Bob	male
Joe	male



hasRead

name	newspaper
Alice	Tribune
Alice	Courier
Joe	Courier

result'

newspaper
-----------



# Nested Iteration - Example

```
q ← outer query
q' ← inner query
result ← execute(q)
foreach tuple t in result
  qt ← q'(t)
  result' ← execute (qt)
  evaluate_nested_condition (t, result')
```

Empty result set →  
EXISTS evaluates to  
false

person

name	gender
Alice	female
Bob	male
Joe	male



hasRead

name	newspaper
Alice	Tribune
Alice	Courier
Joe	Courier

result'

newspaper
-----------

# Nested Iteration - Discussion

- Repeated evaluation of nested subquery
  - If correlated
  - Improve:
    - Plan once and substitute parameters
    - EXISTS: stop processing after first result
    - IN/ANY: stop after first match
- No optimization across nesting boundaries

# Unnesting and Decorrelation

- Apply equivalences to transform nested subqueries into joins
- **Unnesting:**
  - Turn a nested subquery into a join
- **Decorrelation:**
  - Turn correlations into join expressions

# Equivalences

- Classify types of nesting
- Equivalence rules will have preconditions
- Can be applied heuristically before plan enumeration or using a transformative approach



# N-type Nesting

- Properties
  - Expression ANY comparison (or IN)
  - No Correlations
  - Nested query does not use aggregation

- Example

```
SELECT name
FROM orders o
WHERE o.cust IN (SELECT cId
                 FROM customer
                 WHERE region = 'USA')
```



# A-type Nesting

- Properties
  - Expression is ANY comparison (or scalar)
  - No Correlations
  - Nested query uses aggregation
  - No Group By

- Example

```
SELECT name
FROM orders o
WHERE o.amount = (SELECT max(amount)
                  FROM orders i)
```



# J-type Nesting

- Properties
  - Expression is ANY comparison (IN)
  - Nested query uses equality comparison with correlated attribute
  - No aggregation in nested query

- Example

```
SELECT name
FROM orders o
WHERE o.amount IN (SELECT amount
                   FROM orders i
                   WHERE i.cust = o.cust
                   AND i.shop = 'New York')
```

# JA-type Nesting

- Properties
  - Expression equality comparison
  - Nested query uses equality comparison with correlated attribute
  - Nested query uses aggregation and no GROUP BY

- Example

```
SELECT name
FROM orders o
WHERE o.amount = (SELECT max(amount)
                  FROM orders i
                  WHERE i.cust = o.cust)
```





# Unnesting A-type

- Move nested query to FROM clause
- Turn nested condition (op ANY, IN) into op with result attribute of nested query



# Unnesting N/J-type

- Move nested query to FROM clause
- Add DISTINCT to SELECT clause of nested query
- Turn equality comparison with correlated attributes into join conditions
- Turn nested condition (op ANY, IN) into op with result attribute of nested query



# Example

1. To FROM clause
2. Add DISTINCT
3. Correlation to join
4. Nesting condition to join

```
SELECT name
FROM orders o
WHERE o.amount IN (SELECT amount
                   FROM orders i
                   WHERE i.cust = o.cust
                   AND i.shop = 'New York')
```

```
SELECT name
FROM orders o,
     (SELECT amount
      FROM orders i
      WHERE i.cust = o.cust
      AND i.shop = 'New York') AS sub
```

# Example

1. To FROM clause
2. Add **DISTINCT**
3. Correlation to join
4. Nesting condition to join

```
SELECT name
FROM orders o
WHERE o.amount IN (SELECT amount
                   FROM orders i
                   WHERE i.cust = o.cust
                   AND i.shop = 'New York')
```

```
SELECT name
FROM orders o,
     (SELECT DISTINCT amount
      FROM orders i
      WHERE i.cust = o.cust
      AND i.shop = 'New York') AS sub
```

# Example

1. To FROM clause
2. Add DISTINCT
3. Correlation to join
4. Nesting condition to join

```
SELECT name
FROM orders o
WHERE o.amount IN (SELECT amount
                   FROM orders i
                   WHERE i.cust = o.cust
                   AND i.shop = 'New York')
```

```
SELECT name
FROM orders o,
     (SELECT DISTINCT amount, cust
      FROM orders i
      WHERE i.shop = 'New York') AS sub
WHERE sub.cust = o.cust
```

# Example

1. To FROM clause
2. Add DISTINCT
3. Correlation to join
4. Nesting condition to join

```
SELECT name
FROM orders o
WHERE o.amount IN (SELECT amount
                   FROM orders i
                   WHERE i.cust = o.cust
                   AND i.shop = 'New York')
```

```
SELECT name
FROM orders o,
     (SELECT DISTINCT amount, cust
      FROM orders i
      WHERE i.shop = 'New York') AS sub
WHERE sub.cust = o.cust
      AND o.amount = sub.amount
```

# Unnesting JA-type

- Move nested query to FROM clause
- Turn equality comparison with correlated attributes into
  - GROUP BY
  - Join conditions
- Turn nested condition (op ANY, IN) into op with result attribute of nested query

# Example

1. To FROM clause
2. Introduce GROUP BY and join conditions
3. Nesting condition to join

```
SELECT name
FROM orders o
WHERE o.amount = (SELECT max(amount)
                  FROM orders i
                  WHERE i.cust = o.cust)
```

```
SELECT name
FROM orders o,
      (SELECT max(amount)
       FROM orders I
       WHERE i.cust = o.cust) sub
```



# Example

1. To FROM clause
2. Introduce GROUP BY and join conditions
3. Nesting condition to join

```
SELECT name
FROM orders o
WHERE o.amount = (SELECT max(amount)
                  FROM orders i
                  WHERE i.cust = o.cust)
```

```
SELECT name
FROM orders o,
     (SELECT max(amount) AS ma, i.cust
      FROM orders i
      GROUP BY i.cust) sub
WHERE i.cust = sub.cust
```

# Example

1. To FROM clause
2. Introduce GROUP BY and join conditions
3. Nesting condition to join

```
SELECT name
FROM orders o
WHERE o.amount = (SELECT max(amount)
                  FROM orders i
                  WHERE i.cust = o.cust)
```

```
SELECT name
FROM orders o,
     (SELECT max(amount) AS ma, i.cust
      FROM orders i
      GROUP BY i.cust) sub
WHERE sub.cust = o.cust
      AND o.amount = sub.ma
```

# Unnesting Benefits Example

- $N(\text{orders}) = 1,000,000$
- $V(\text{cust}, \text{orders}) = 10,000$
- $S(\text{orders}) = 1/10$  block

```
SELECT name
FROM orders o
WHERE o.amount = (SELECT max(amount)
                  FROM orders i
                  WHERE i.cust = o.cust)
```

```
SELECT name
FROM orders o,
     (SELECT max(amount) AS ma, i.cust
      FROM orders i
      GROUP BY i.cust) sub
WHERE sub.cust = o.cust
      AND o.amount = sub.ma
```

- $N(\text{orders}) = 1,000,000$
- $V(\text{cust}, \text{orders}) = 10,000$
- $S(\text{orders}) = 1/10$  block
- $M = 10,000$

```
SELECT name
FROM orders o
WHERE o.amount = (SELECT max(amount)
                  FROM orders i
                  WHERE i.cust = o.cust)
```

- Inner query:
  - One scan  $B(\text{orders}) = 100,000$  I/Os
- Outer query:
  - One scan  $B(\text{orders}) = 100,000$  I/Os
  - 1,000,000 tuples
- Total cost:  $1,000,001 \times 100,000 \approx 10^{11}$  I/Os

- $N(\text{orders}) = 1,000,000$
- $V(\text{cust}, \text{orders}) = 10,000$
- $S(\text{orders}) = 1/10$  block
- $M = 10,000$

```
SELECT name
FROM orders o,
      (SELECT max(amount) AS ma, i.cust
FROM orders i
GROUP BY i.cust) sub
WHERE sub.cust = o.cust
      AND o.amount = sub.ma
```

- Inner queries:

- One scan  $B(\text{orders}) = 100,000$  I/Os

- 1,000,000 result tuples

- Aggregation: Sort (assume 1 pass) =  $3 \times 100,000 = 300,000$  I/Os

- 10,000 result tuples  $\rightarrow$  + 1,000 pages to write to disk

- The join: use merge – join during merge

- $3 \times (1,000 + 100,000)$  I/Os = 303,000 I/Os

- Total cost: 604,000 I/Os

# CS 525: Advanced Database Organization

## **12: Transaction Management**



Boris Glavic

Slides: adapted from a [course](#) taught by [Hector Garcia-Molina](#), Stanford InfoLab

# Concurrency and Recovery

- DBMS should enable multiple clients to access the database concurrently
  - This can lead to problems with correctness of data because of interleaving of operations from different clients
  - -> System should ensure correctness (**concurrency control**)

# Concurrency and Recovery

- DBMS should enable reestablish correctness of data in the presence of failures
  - -> System should restore a correct state after failure (**recovery**)



# Integrity or correctness of data

- Would like data to be “accurate” or “correct” at all times

EMP

Name	Age
White	52
Green	3421
Gray	1

# Integrity or consistency constraints

- Predicates data must satisfy
- Examples:
  - $x$  is key of relation  $R$
  - $x \rightarrow y$  holds in  $R$
  - $\text{Domain}(x) = \{\text{Red}, \text{Blue}, \text{Green}\}$
  - $\alpha$  is valid index for attribute  $x$  of  $R$
  - no employee should make more than twice the average salary

# Definition:

- Consistent state: satisfies all constraints
- Consistent DB: DB in consistent state

Constraints (as we use here) may  
not capture “full correctness”

Example 1 Transaction constraints

- When salary is updated,  
new salary  $>$  old salary
- When account record is deleted,  
balance = 0

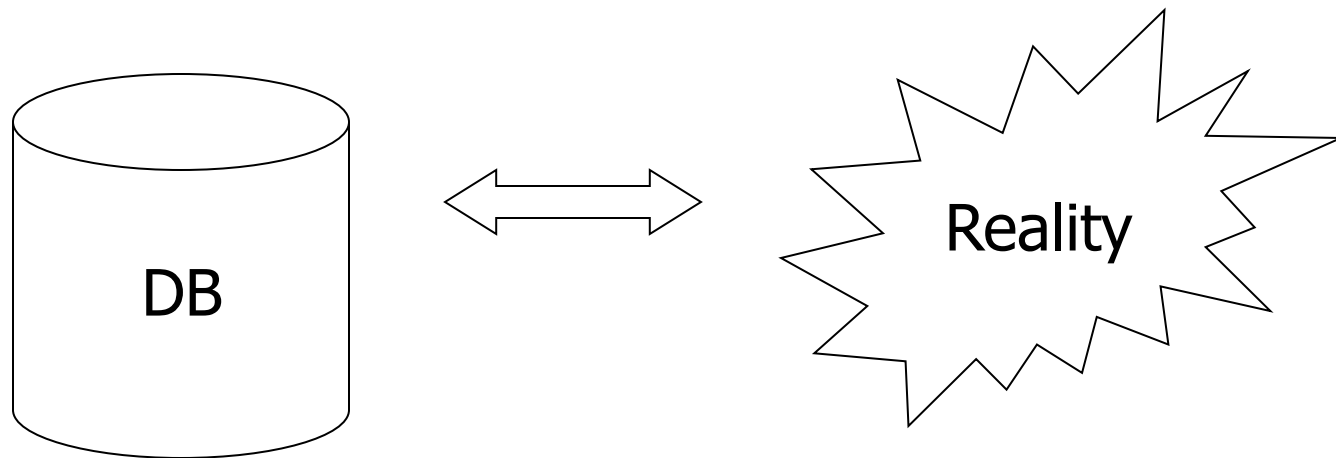
Note: could be “emulated” by simple constraints, e.g.,

account

Acct #	....	balance	deleted?
--------	------	---------	----------

Constraints (as we use here) may  
not capture “full correctness”

Example 2 Database should reflect  
real world



☞ in any case, continue with constraints...

Observation: DB cannot be consistent  
always!

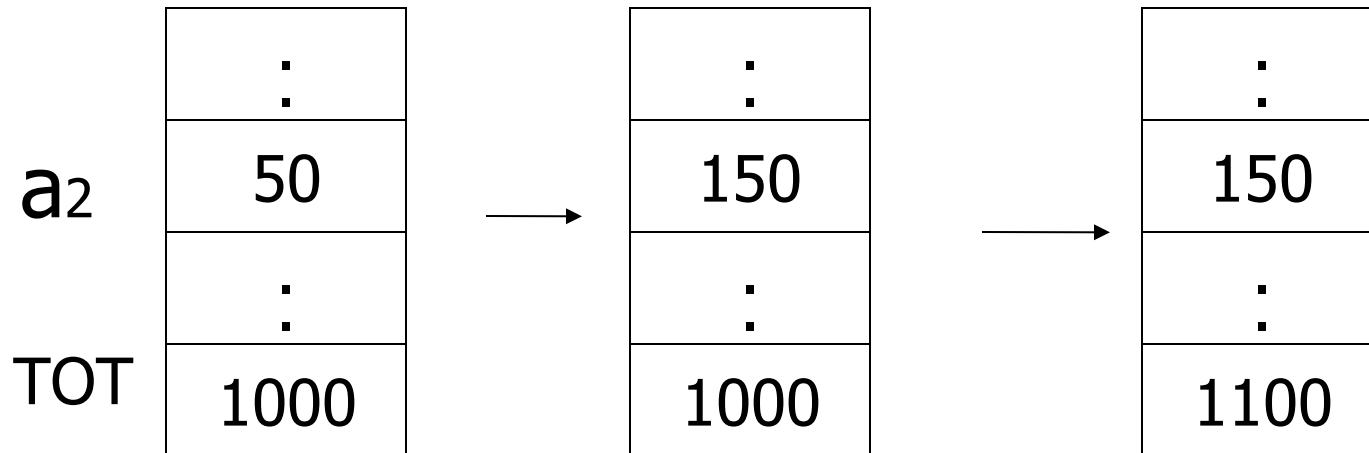
Example:  $a_1 + a_2 + \dots + a_n = \text{TOT}$  (constraint)

Deposit \$100 in  $a_2$ :  $\left\{ \begin{array}{l} a_2 \leftarrow a_2 + 100 \\ \text{TOT} \leftarrow \text{TOT} + 100 \end{array} \right.$

Example:  $a_1 + a_2 + \dots + a_n = \text{TOT}$  (constraint)

Deposit \$100 in  $a_2$ :  $a_2 \leftarrow a_2 + 100$

$\text{TOT} \leftarrow \text{TOT} + 100$

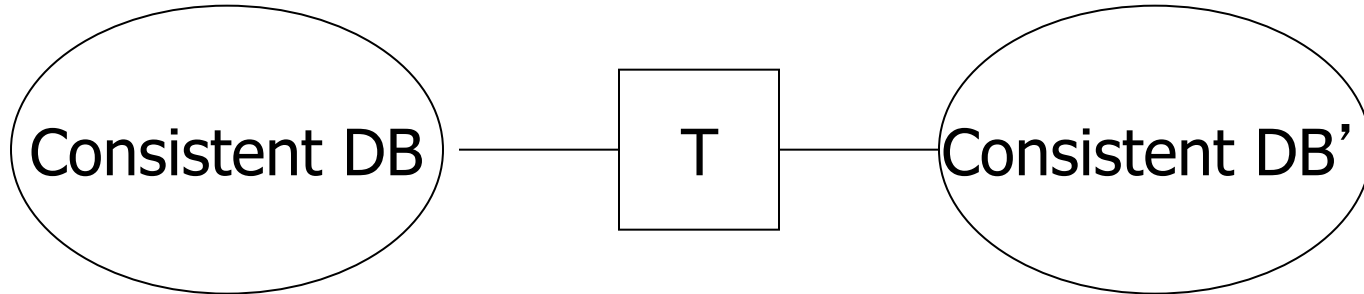




# Transactions

- **Transaction:** Sequence of operations executed by one concurrent client that preserve consistency

Transaction: collection of actions  
that preserve consistency



# Big assumption:

If T starts with consistent state +  
T executes in isolation  
⇒ T leaves consistent state

# Correctness (informally)

- If we stop running transactions,  
DB left consistent
- Each transaction sees a consistent DB

# Transactions - ACID

- **Atomicity**
  - Either all or no commands of transaction are executed (their changes are persisted in the DB)
- **Consistency**
  - After transaction DB is consistent (if before consistent)
- **Isolation**
  - Transactions are running isolated from each other
- **Durability**
  - Modifications of transactions are never lost

# How can constraints be violated?

- Transaction bug
- DBMS bug
- Hardware failure

e.g., disk crash alters balance of account

- Data sharing

e.g.: T1: give 10% raise to programmers

T2: change programmers  $\Rightarrow$  systems analysts

# How can we prevent/fix violations?

- Part 13 (Recovery):
  - due to failures
- Part 14 (Concurrency Control):
  - due to data sharing

# Will not consider:

- How to write correct transactions
- How to write correct DBMS
- Constraint checking & repair

That is, solutions studied here do not need to know constraints



# Data Items:

- **Data Item / Database Object / ...**
- Abstraction that will come in handy when talking about concurrency control and recovery
- Data Item could be
  - Table, Row, Page, Attribute value

# Operations:

- Input (x): block containing x  $\rightarrow$  memory
- Output (x): block containing x  $\rightarrow$  disk

# Operations:

- Input (x): block containing  $x \rightarrow$  memory
- Output (x): block containing  $x \rightarrow$  disk
- Read (x,t): do input(x) if necessary  
 $t \leftarrow$  value of  $x$  in block
- Write (x,t): do input(x) if necessary  
value of  $x$  in block  $\leftarrow t$

Key problem    Unfinished transaction  
(**Atomicity**)

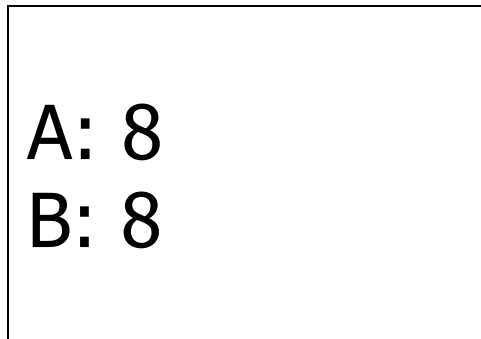
Example

Constraint:  $A=B$

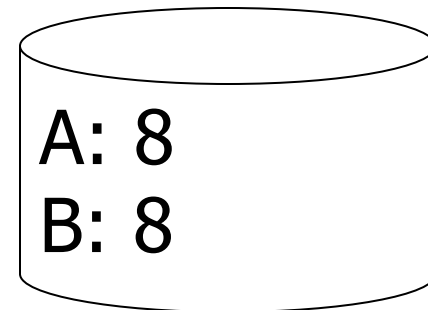
$$T_1: A \leftarrow A \times 2$$

$$B \leftarrow B \times 2$$

T<sub>1</sub>: Read (A,t); t ← t×2  
Write (A,t);  
Read (B,t); t ← t×2  
Write (B,t);  
Output (A);  
Output (B);

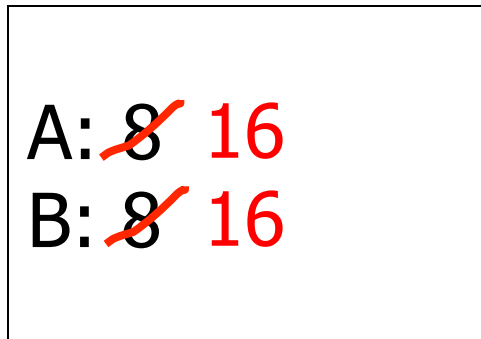


memory

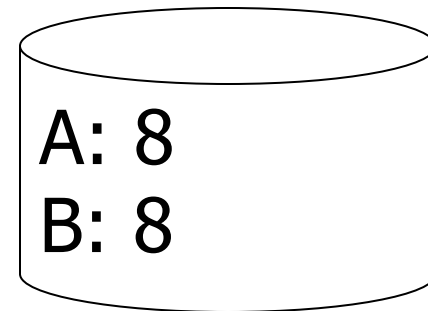


disk

T<sub>1</sub>: Read (A,t); t ← t×2  
Write (A,t);  
Read (B,t); t ← t×2  
Write (B,t);  
Output (A);  
Output (B);



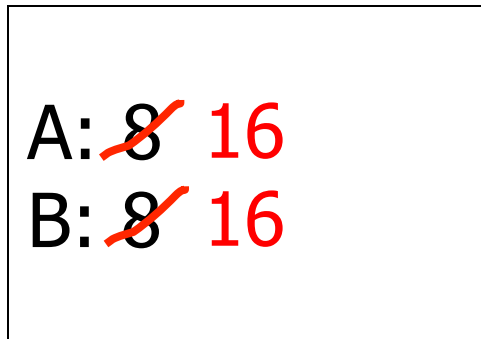
memory



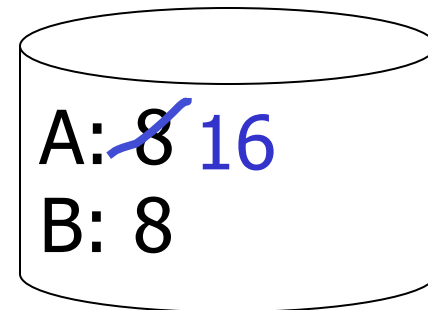
disk

T<sub>1</sub>: Read (A,t); t ← t×2  
Write (A,t);  
Read (B,t); t ← t×2  
Write (B,t);  
Output (A);  
Output (B);

failure!



memory



disk

# Transactions in SQL

- **BEGIN WORK**
  - Start new transaction
  - Often implicit
- **COMMIT**
  - Finish and make all modifications of transactions persistent
- **ABORT/ROLLBACK**
  - Finish and undo all changes of transaction



time

# Example

```
BEGIN WORK;  
  UPDATE accounts  
    SET bal = bal + 40  
    WHERE acc = 10;
```

```
  UPDATE accounts  
    SET bal = bal - 40  
    WHERE acc = 9;
```

```
COMMIT;
```

```
BEGIN WORK;  
  UPDATE accounts  
    SET bal = bal * 1.05;  
COMMIT;
```

time

# Example

Bank customer transfers money from account 9 to account 10

```
BEGIN WORK;  
  UPDATE accounts  
    SET bal = bal + 40  
    WHERE acc = 10;
```

```
BEGIN WORK;  
  UPDATE accounts  
    SET bal = bal * 1.05;  
COMMIT;
```

```
  UPDATE accounts  
    SET bal = bal - 40  
    WHERE acc = 9;  
COMMIT;
```

time

# Example

Bank adds interest to all accounts

```
BEGIN WORK;  
  UPDATE accounts  
    SET bal = bal + 40  
    WHERE acc = 10;
```

```
  UPDATE accounts  
    SET bal = bal - 40  
    WHERE acc = 9;
```

```
COMMIT;
```

```
BEGIN WORK;  
  UPDATE accounts  
    SET bal = bal * 1.05;  
COMMIT;
```

time

```
BEGIN WORK;  
  UPDATE accounts  
    SET bal = bal  
    WHERE acc = 10
```

```
  UPDATE accounts  
    SET bal = bal - 40  
    WHERE acc = 9;
```

```
COMMIT;
```

## Potential Problems:

1. Transactions are interrupted
  - No reduction in bal of acc 9
  - Only some accounts got interest
2. Interleaving of Transaction
  - Acc 9 too much interest (before 40 has been deducted)

```
  SET bal = bal * 1.05;  
COMMIT;
```

# Modeling Transactions and their Interleaving

- Transaction is sequence of operations
  - **read**:  $r_i(x)$  = transaction **i** read item **x**
  - **write**:  $w_i(x)$  = transaction **i** wrote item **x**
  - **commit**:  $c_i$  = transaction **i** committed
  - **abort**:  $a_i$  = transaction **i** aborted

$T_1 = r_1(a_{10}), w_1(a_{10}), r_1(a_9), w_1(a_9), c_1$

time

```
BEGIN WORK;  
  UPDATE accounts  
    SET bal = bal + 40  
    WHERE acc = 10;
```

```
  UPDATE accounts  
    SET bal = bal - 40  
    WHERE acc = 9;
```

```
COMMIT;
```

$T_1 = r_1(a_{10}), w_1(a_{10}), r_1(a_9), w_1(a_9), c_1$

$T_2 = r_2(a_1), w_2(a_1), r_2(a_2), w_2(a_2), r_2(a_9), w_2(a_9), r_2(a_{10}), w_2(a_{10}), c_1$

BEGIN WORK;  
UPDATE accounts  
SET bal = bal + 40  
WHERE acc = 10;

UPDATE accounts  
SET bal = bal - 40  
WHERE acc = 9;

COMMIT;

Assume we have accounts:  
 $a_1, a_2, a_9, a_{10}$

BEGIN WORK;  
UPDATE accounts  
SET bal = bal \* 1.05;  
COMMIT;

# Schedules

- A **schedule S** for a set of transactions  $T = \{T_1, \dots, T_n\}$  is an partial order over operations of  $T$  so that
  - **S** contains a prefix of the operations of each  $T_i$
  - Operations of  $T_i$  appear in the same order in **S** as in  $T_i$
  - For any two conflicting operations they are ordered



# Note

- For simplicity: We often assume that the schedule is a total order

# How to model execution order?

- Schedules model the order of the execution for operations of a set of transactions

# Conflicting Operations

- Two operations are conflicting if
  - At least one of them is a write
  - Both are accessing the same data item
- Intuition
  - The order of execution for conflicting operations can influence result!

# Conflicting Operations

- Examples
  - $w_1(X), r_2(X)$  are conflicting
  - $w_1(X), w_2(Y)$  are not conflicting
  - $r_1(X), r_2(X)$  are not conflicting
  - $w_1(X), w_1(X)$  are not conflicting

# Complete Schedules = History

- A **schedule S** for T is complete if it contains all operations from each transaction in T
- We will call complete schedules **histories**

$$T_1 = r_1(a_{10}), w_1(a_{10}), r_1(a_9), w_1(a_9), c_1$$

$$T_2 = r_2(a_1), w_2(a_1), r_2(a_2), w_2(a_2), r_2(a_9), w_2(a_9), r_2(a_{10}), w_2(a_{10}), c_1$$

## Complete Schedule

$$S = r_2(a_1), r_1(a_{10}), w_2(a_1), r_2(a_2), w_1(a_{10}), w_2(a_2), r_2(a_9), w_2(a_9), r_1(a_9), w_1(a_9), c_1, r_2(a_{10}), w_2(a_{10}), c_1$$

## Incomplete Schedule

$$S = r_2(a_1), r_1(a_{10}), w_2(a_1), w_1(a_{10})$$

## Not a Schedule

$$S = r_2(a_1), r_1(a_{10}), c_1$$

$$T_1 = r_1(a_{10}), w_1(a_{10}), r_1(a_9), w_1(a_9), c_1$$
$$T_2 = r_2(a_1), w_2(a_1), r_2(a_2), w_2(a_2), r_2(a_9), w_2(a_9), r_2(a_{10}), w_2(a_{10}), c_1$$

## Conflicting operations

- Conflicting operations  $w_1(a_{10})$  and  $w_2(a_{10})$
- Order of these operations determines value of  $a_{10}$
- S1 and S2 do not generate the same result

$$S_1 = \dots w_2(a_1) \dots w_1(a_{10})$$
$$S_2 = \dots w_1(a_1) \dots w_2(a_{10})$$

# Why Schedules?

- Study properties of different execution orders
  - Easy/Possible to recover after failure
  - Isolation
  - -> preserve ACID properties
- Classes of schedules and protocols to guarantee that only “good” schedules are produced



# CS 525: Advanced Database Organization

## **13: Failure and Recovery**



Boris Glavic

Slides: adapted from a [course](#) taught by [Hector Garcia-Molina](#), Stanford InfoLab

# Now

- Crash recovery

# Correctness (informally)

- If we stop running transactions,  
DB left consistent
- Each transaction sees a consistent DB

# How can constraints be violated?

- Transaction bug
- DBMS bug
- Hardware failure

e.g., disk crash alters balance of account

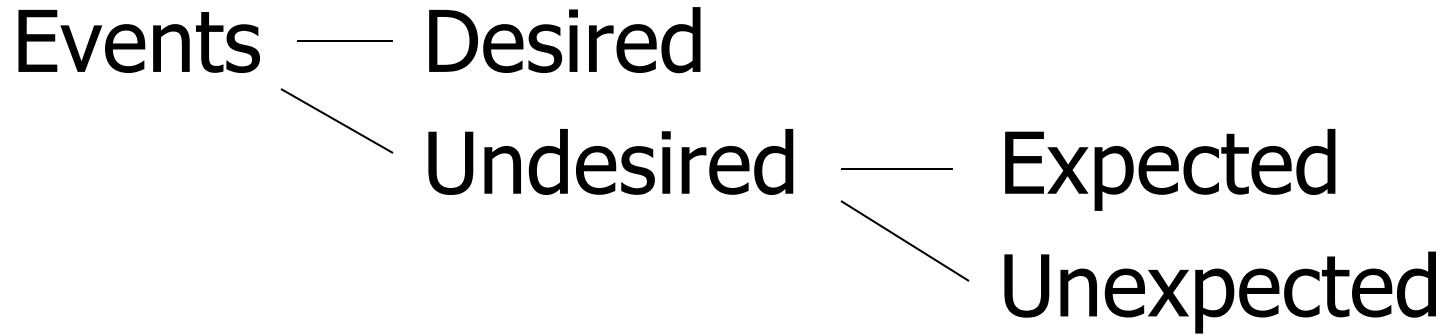
- Data sharing

e.g.: T1: give 10% raise to programmers

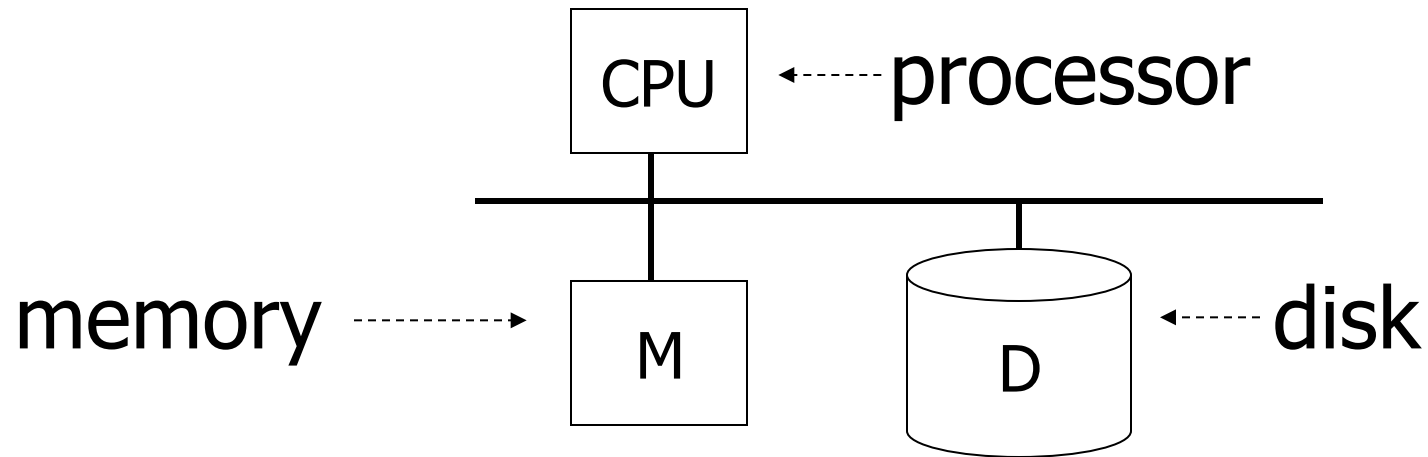
T2: change programmers  $\Rightarrow$  systems analysts

# Recovery

- First order of business:  
Failure Model



# Our failure model



Desired events: see product manuals....

Undesired expected events:

System crash

- memory lost
- cpu halts, resets



Desired events: see product manuals....

Undesired expected events:

System crash

- memory lost
- cpu halts, resets

---

---

that's it!!

---

---

Undesired Unexpected: Everything else!

# Undesired Unexpected:      Everything else!

## Examples:

- Disk data is lost
- Memory lost without CPU halt
- CPU implodes wiping out universe....

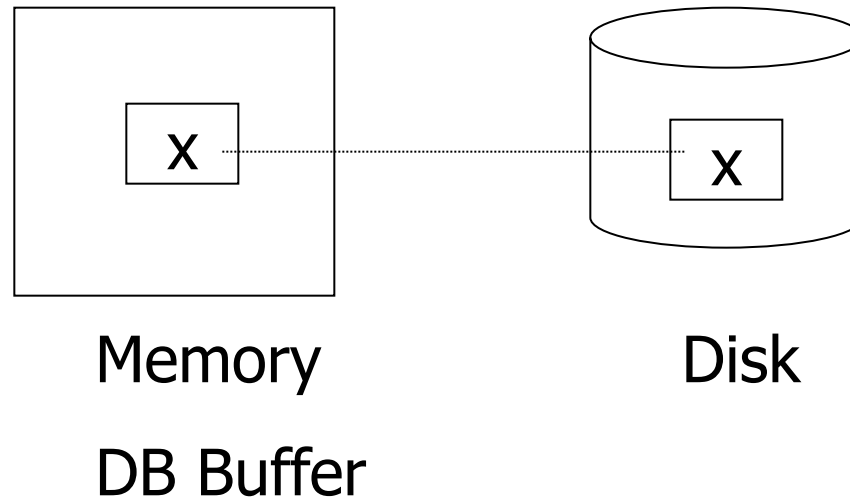
# Is this model reasonable?

Approach: Add low level checks +  
redundancy to increase  
probability model holds

E.g., { Replicate disk storage (stable store)  
Memory parity  
CPU checks

# Second order of business:

## Storage hierarchy



# Operations:

- Input (x): block containing  $x \rightarrow$  memory
- Output (x): block containing  $x \rightarrow$  disk

# Operations:

- Input (x): block containing  $x \rightarrow$  memory
- Output (x): block containing  $x \rightarrow$  disk
- Read (x,t): do input(x) if necessary  
 $t \leftarrow$  value of  $x$  in block
- Write (x,t): do input(x) if necessary  
value of  $x$  in block  $\leftarrow t$

# Key problem    Unfinished transaction

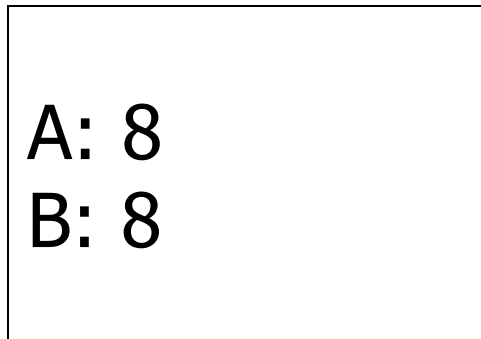
Example

Constraint:  $A=B$

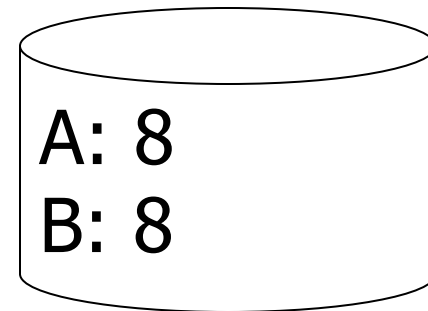
$T_1: A \leftarrow A \times 2$

$B \leftarrow B \times 2$

T<sub>1</sub>: Read (A,t); t ← t×2  
Write (A,t);  
Read (B,t); t ← t×2  
Write (B,t);  
Output (A);  
Output (B);



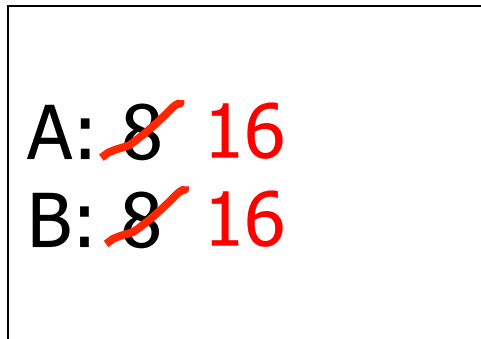
memory



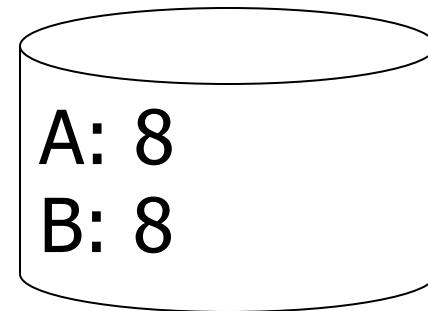
disk



T<sub>1</sub>: Read (A,t); t ← t×2  
Write (A,t);  
Read (B,t); t ← t×2  
Write (B,t);  
Output (A);  
Output (B);



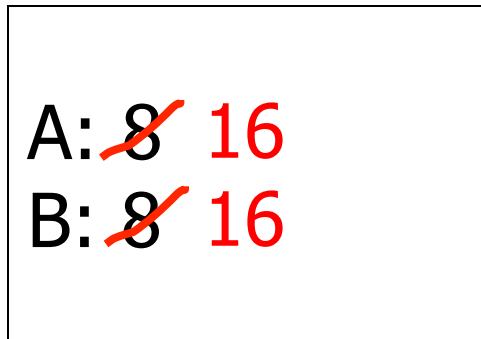
memory



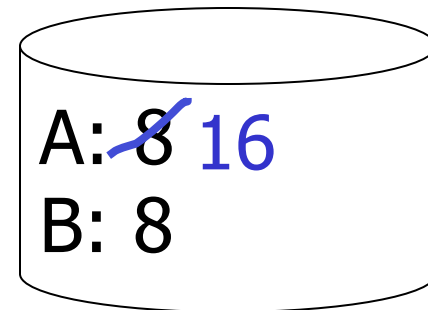
disk

T<sub>1</sub>: Read (A,t); t ← t×2  
 Write (A,t);  
 Read (B,t); t ← t×2  
 Write (B,t);  
Output (A);  
 Output (B);

failure!



memory



disk

- Need atomicity:
  - execute all actions of a transaction or none at all

# How to restore consistent state after crash?

- Desired state after recovery:
  - Changes of committed transactions are reflected on disk
  - Changes of unfinished transactions are not reflected on disk
- After crash we need to
  - **Undo** changes of unfinished transactions that have been written to disk
  - **Redo** changes of finished transactions that have not been written to disk


# How to restore consistent state after crash?

- After crash we need to
  - **Undo** changes of unfinished transactions that have been written to disk
  - **Redo** changes of finished transactions that have not been written to disk
- We need to either
  - Store additional data to be able to Undo/Redo
  - Avoid ending up in situations where we need to Undo/Redo

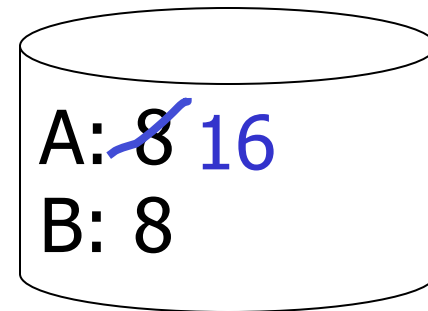
T<sub>1</sub>: Read (A,t); t ← t×2  
Write (A,t);  
Read (B,t); t ← t×2  
Write (B,t);  
Output (A);  
Output (B);

T<sub>1</sub> is unfinished  
-> need to undo the  
write to A to recover  
to consistent state

failure!



memory



disk

# Logging

- After crash need to
  - **Undo**
  - **Redo**
- We need to know
  - Which operations have been executed
  - Which operations are reflected on disk
- -> **Log** upfront what is to be done

# Buffer Replacement Revisited

- Now we are interested in knowing how buffer replacement influences recovery!



# Buffer Replacement Revisited

- **Steal:** all pages with fix count = 0 are replacement candidates
  - Smaller buffer requirements
- **No steal:** pages that have been modified by active transaction -> not considered for replacement
  - No need to undo operations of unfinished transactions after failure

# Buffer Replacement Revisited

- **Force:** Pages modified by transaction are flushed to disk at end of transaction
  - No redo required
- **No force:** modified (dirty) pages are allowed to remain in buffer after end of transaction
  - Less repeated writes of same page

# Effects of Buffer Replacement

	<b>force</b>	<b>No force</b>
<b>No steal</b>	<ul style="list-style-type: none"><li>• No Undo</li><li>• No Redo</li></ul>	<ul style="list-style-type: none"><li>• No Undo</li><li>• <b>Redo</b></li></ul>
<b>steal</b>	<ul style="list-style-type: none"><li>• <b>Undo</b></li><li>• No Redo</li></ul>	<ul style="list-style-type: none"><li>• <b>Redo</b></li><li>• <b>Undo</b></li></ul>

# Schedules and Recovery

- Are there certain schedules that are easy/hard/impossible to recover from?

# Recoverable Schedules

- We should never have to rollback an already committed transaction (D in ACID)
- **Recoverable (RC)** schedules require that
  - A transaction does not commit before every transaction that it has read from has committed
  - A transaction **T** reads from another transaction **T'** if it reads an item X that has last been written by T' and T' has not aborted before the read

$$T_1 = w_1(X), c_1$$

$$T_2 = r_2(X), w_2(X), c_2$$

## Recoverable (RC) Schedule

$$S_1 = w_1(X), r_2(X), w_2(X), c_1, c_2$$

## Nonrecoverable Schedule

$$S_2 = w_1(X), r_2(X), w_2(X), c_2, c_1$$

# Cascading Abort

- Transaction **T** has written an item that is later read by **T'** and **T** aborts after that
  - we have to also abort **T'** because the value it read is no longer valid anymore
  - This is called a **cascading abort**
  - Cascading aborts are complex and should be avoided

$S = \dots w_1(X) \dots r_2(X) \dots a_1$

# Cascadeless Schedules

- **Cascadeless (CL)** schedules guarantee that there are no cascading aborts
  - Transactions only read values written by already committed transactions



$$T_1 = w_1(X), c_1$$

$$T_2 = r_2(X), w_2(X), c_2$$

## Cascadeless (CL) Schedule

$$S_1 = w_1(X), c_1, r_2(X), w_2(X), c_2$$

## Recoverable (RC) Schedule

$$S_2 = w_1(X), r_2(X), w_2(X), c_1, c_2$$

## Nonrecoverable Schedule

$$S_3 = w_1(X), r_2(X), w_2(X), c_2, c_1$$

$$T_1 = w_1(X), a_1$$

$$T_2 = r_2(X), w_2(X), c_2$$

## Cascadeless (CL) Schedule

$$S_1 = w_1(X), a_1, r_2(X), w_2(X), c_2$$

## Recoverable (RC) Schedule

$$S_2 = w_1(X), r_2(X), w_2(X), a_1, a_2$$

## Nonrecoverable Schedule

$$S_3 = w_1(X), r_2(X), w_2(X), c_2, a_1$$

Consider what happens if T1 aborts!

# Strict Schedules

- **Strict (ST)** schedules guarantee that to Undo the effect of an transaction we simply have to undo each of its writes
  - Transactions do not read nor write items written by uncommitted transactions

$$T_1 = w_1(X), c_1$$

$$T_2 = r_2(X), w_2(X), c_2$$

## Cascadeless (CL) + Strict Schedule (ST)

$$S_1 = w_1(X), c_1, r_2(X), w_2(X), c_2$$

## Recoverable (RC) Schedule

$$S_2 = w_1(X), r_2(X), w_2(X), c_1, c_2$$

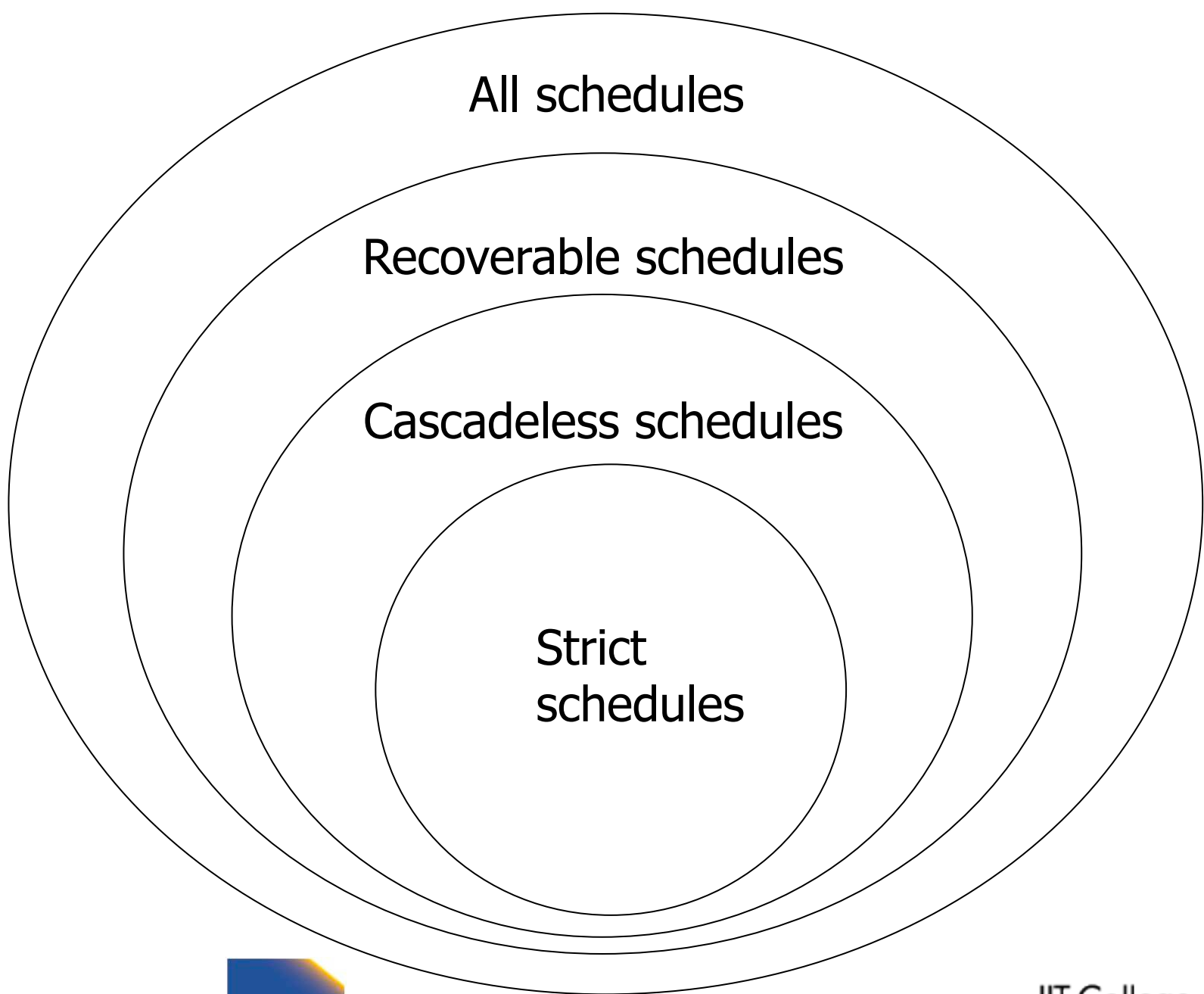
## Nonrecoverable Schedule

$$S_3 = w_1(X), r_2(X), w_2(X), c_2, c_1$$

# Compare Classes

**ST  $\subset$  CL  $\subset$  RC  $\subset$  ALL**





# Logging and Recovery

- We now discuss approaches for logging and how to use them in recovery

One solution: undo logging (immediate  
modification)

due to: Hansel and Gretel, 782 AD




One solution: undo logging (immediate  
modification)

due to: Hansel and Gretel, 782 AD

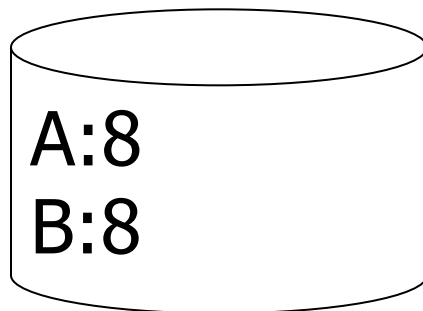
- Improved in 784 AD to durable  
undo logging

# Undo logging (Immediate modification)


T<sub>1</sub>: Read (A,t); t ← t×2      A=B  
Write (A,t);  
Read (B,t); t ← t×2  
Write (B,t);  
Output (A);  
Output (B);



memory



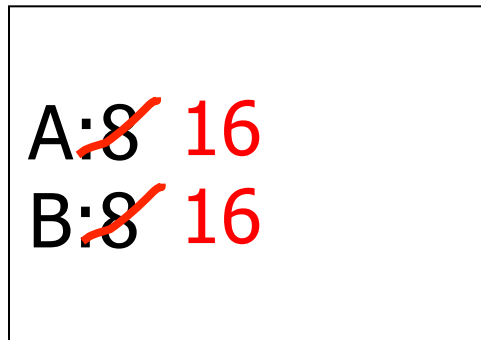
disk



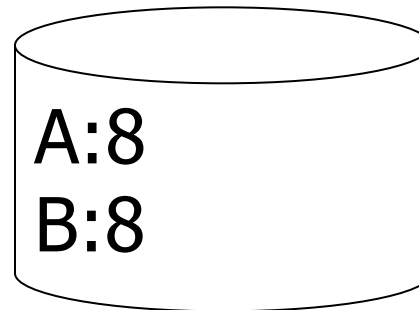
log

# Undo logging (Immediate modification)


T<sub>1</sub>: Read (A,t); t ← t×2      A=B  
Write (A,t);  
Read (B,t); t ← t×2  
Write (B,t);  
Output (A);  
Output (B);



memory



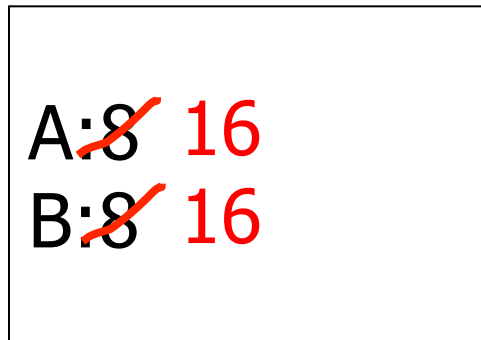
disk



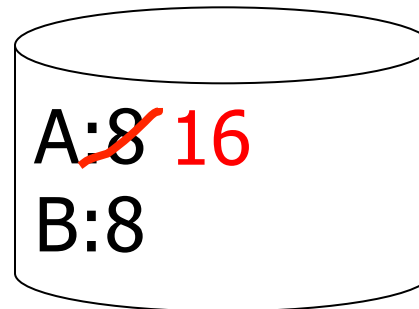
log

# Undo logging (Immediate modification)

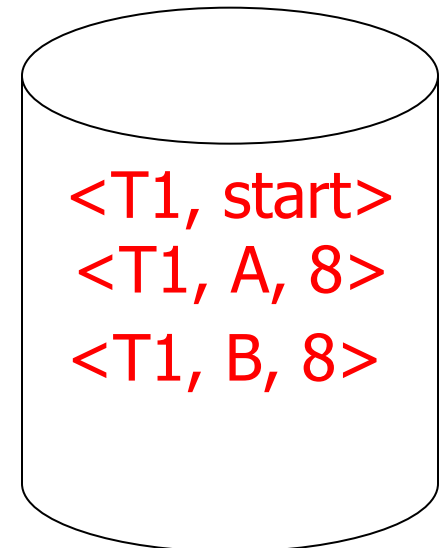
T<sub>1</sub>: Read (A,t); t ← t×2      A=B  
Write (A,t);  
Read (B,t); t ← t×2  
Write (B,t);  
Output (A);  
Output (B);



memory



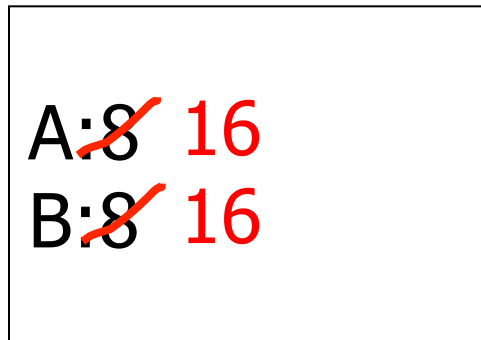
disk



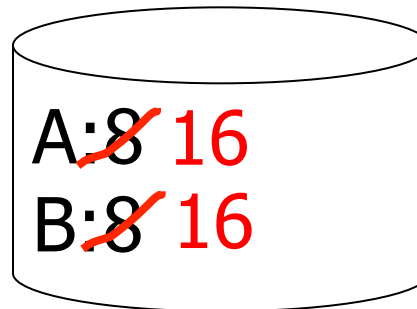
log

# Undo logging (Immediate modification)

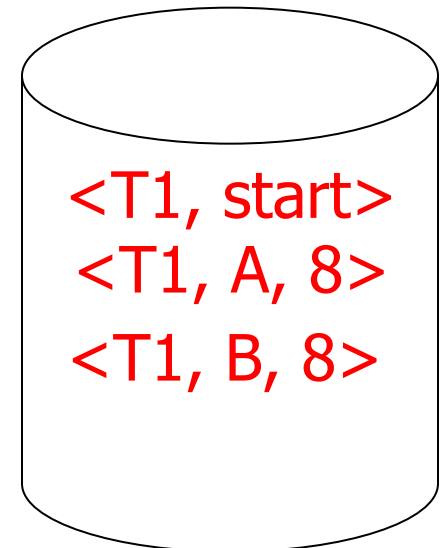
T<sub>1</sub>: Read (A,t); t ← t×2      A=B  
Write (A,t);  
Read (B,t); t ← t×2  
Write (B,t);  
Output (A);  
Output (B);



memory



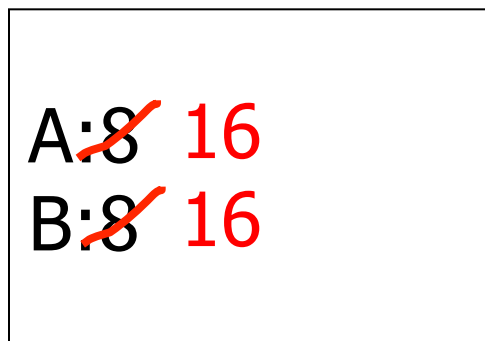
disk



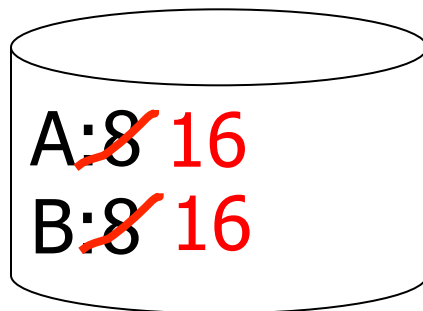
log

# Undo logging (Immediate modification)

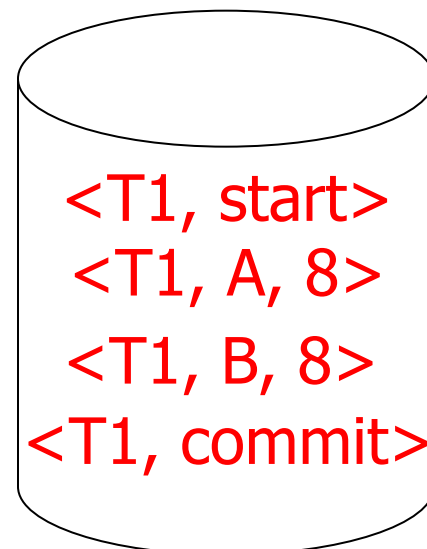
T<sub>1</sub>: Read (A,t); t ← t×2      A=B  
Write (A,t);  
Read (B,t); t ← t×2  
Write (B,t);  
Output (A);  
Output (B);



memory



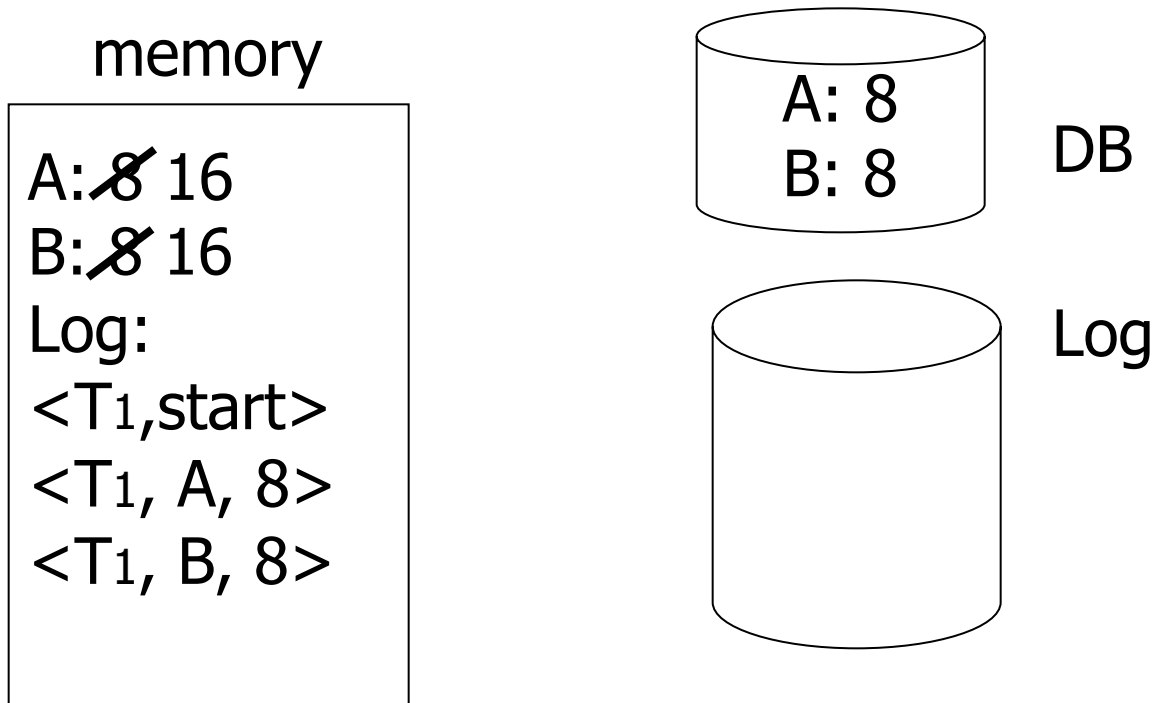
disk



log

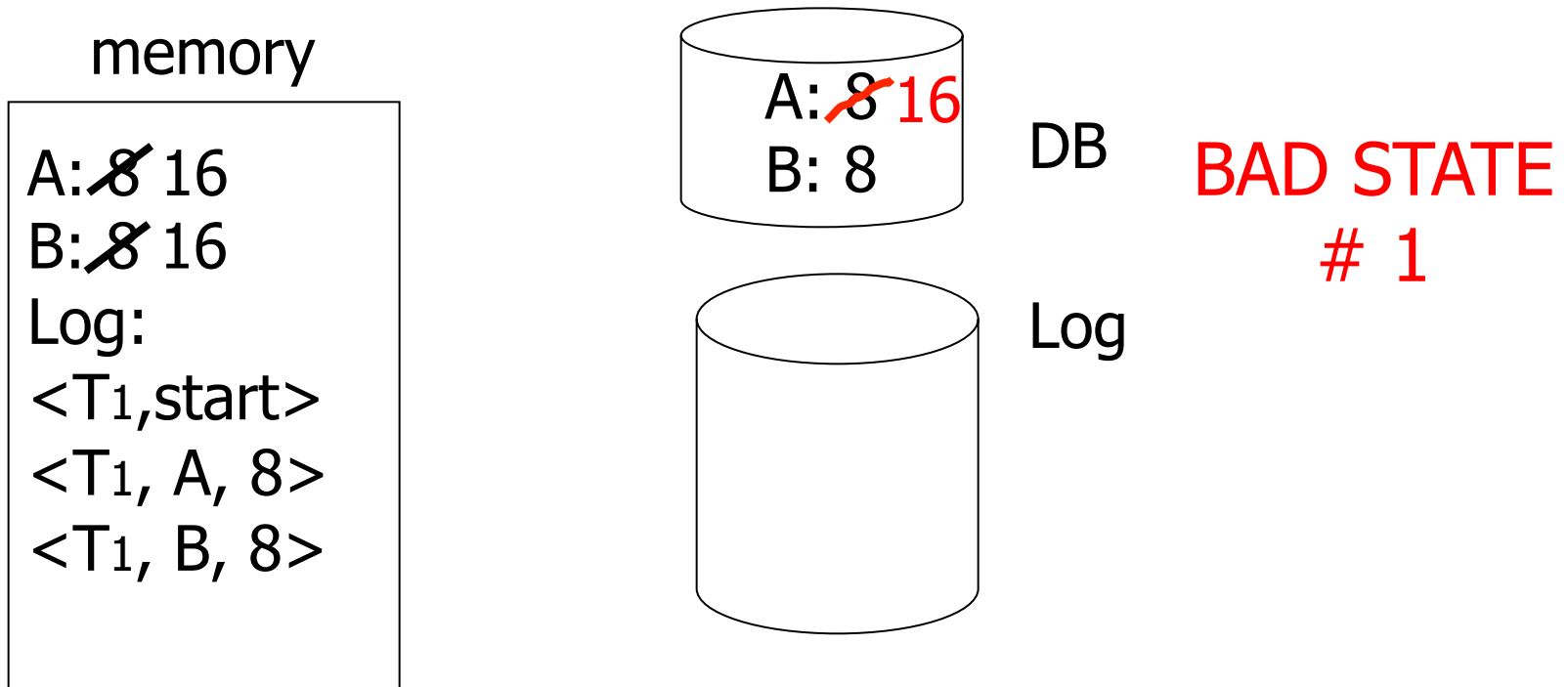
# One “complication”

- Log is first written in memory
- Not written to disk on every action



# One “complication”

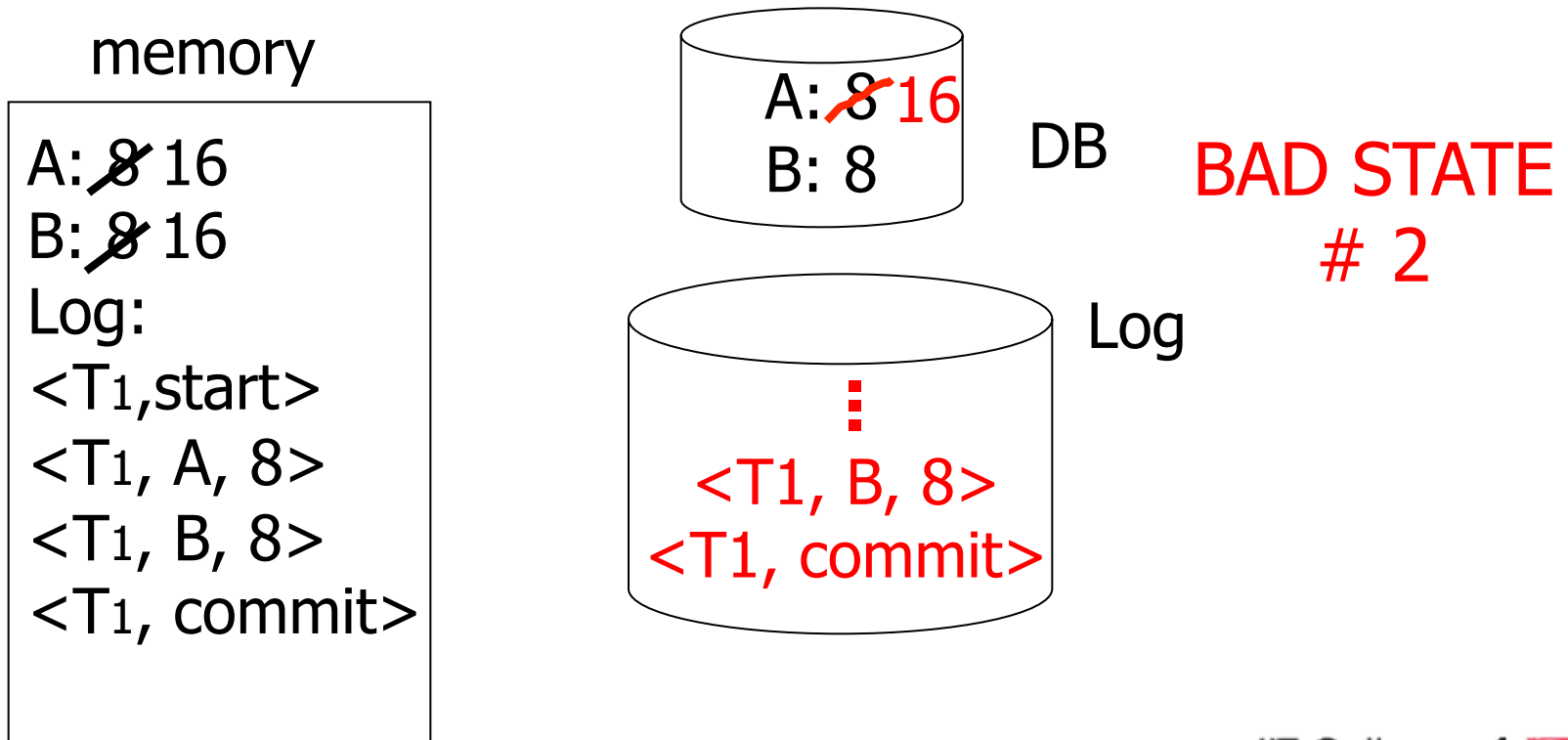
- Log is first written in memory
- Not written to disk on every action





# One “complication”

- Log is first written in memory
- Not written to disk on every action



# Undo logging rules

- (1) For every action generate undo log record (containing old value)
- (2) Before  $x$  is modified on disk, log records pertaining to  $x$  must be on disk (write ahead logging: **WAL**)
- (3) Before commit is flushed to log, all writes of transaction must be reflected on disk

# Recovery rules:

# Undo logging

- For every  $T_i$  with  $\langle T_i, \text{start} \rangle$  in log:
  - If  $\langle T_i, \text{commit} \rangle$  or  $\langle T_i, \text{abort} \rangle$  in log, do nothing
  - Else { For all  $\langle T_i, X, v \rangle$  in log:
    - { write  $(X, v)$
    - { output  $(X)$
  - Write  $\langle T_i, \text{abort} \rangle$  to log

## Recovery rules:

## Undo logging

- For every  $T_i$  with  $\langle T_i, \text{start} \rangle$  in log:
  - If  $\langle T_i, \text{commit} \rangle$  or  $\langle T_i, \text{abort} \rangle$  in log, do nothing
  - Else  $\left\{ \begin{array}{l} \text{For all } \langle T_i, X, v \rangle \text{ in log:} \\ \quad \left\{ \begin{array}{l} \text{write } (X, v) \\ \text{output } (X) \end{array} \right. \\ \text{Write } \langle T_i, \text{abort} \rangle \text{ to log} \end{array} \right.$

 **IS THIS CORRECT??**


# Recovery rules:

# Undo logging

- (1) Let  $S$  = set of transactions with  
     $\langle T_i, \text{start} \rangle$  in log, but no  
     $\langle T_i, \text{commit} \rangle$  (or  $\langle T_i, \text{abort} \rangle$ ) record in log
- (2) For each  $\langle T_i, X, v \rangle$  in log,  
    in reverse order (latest  $\rightarrow$  earliest) do:
  - if  $T_i \in S$  then  $\left\{ \begin{array}{l} \text{- write } (X, v) \\ \text{- output } (X) \end{array} \right.$
- (3) For each  $T_i \in S$  do
  - write  $\langle T_i, \text{abort} \rangle$  to log

# Question

- Can writes of  $\langle T_i, \text{abort} \rangle$  records be done in any order (in Step 3)?
  - Example: T1 and T2 both write A
  - T1 executed before T2
  - T1 and T2 both rolled-back
  - $\langle T1, \text{abort} \rangle$  written but NOT  $\langle T2, \text{abort} \rangle$ ?
  - $\langle T2, \text{abort} \rangle$  written but NOT  $\langle T1, \text{abort} \rangle$ ?



## What if failure during recovery?

No problem!  Undo idempotent

- An operation is called **idempotent** if the number of times it is applied do not effect the result
- For Undo:
  - $\text{Undo}(\log) = \text{Undo}(\text{Undo}(\dots (\text{Undo}(\log)) \dots))$

# Undo is idempotent

- We store the values of data items before the operation
- Undo can be executed repeatedly without changing effects
  - idempotent



# Physical vs. Logical Logging

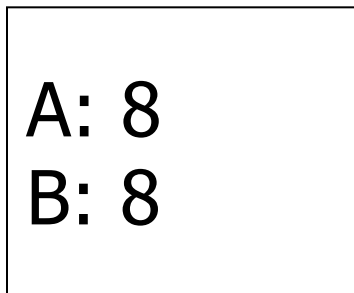
- How to represent values in log entries?
- Physical logging
  - Content of pages before and after
- Logical operations
  - Operation to execute for undo/redo
    - E.g., delete record x
- Hybrid (Physiological)
  - Delete record x from page y

# To discuss:

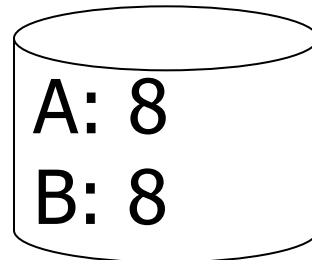
- Redo logging
- Undo/redo logging, why both?
- Real world actions
- Checkpoints
- Media failures

# Redo logging (deferred modification)


T<sub>1</sub>: Read(A,t); t ← t×2; write (A,t);  
Read(B,t); t ← t×2; write (B,t);  
Output(A); Output(B)



memory



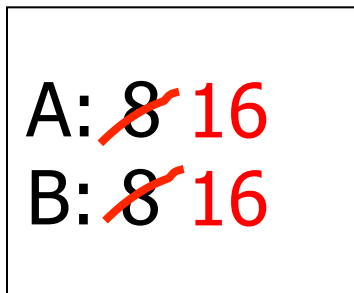
DB



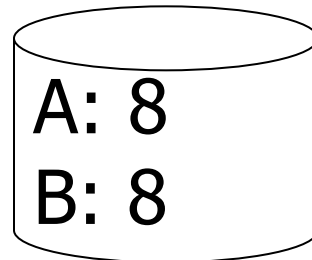
LOG

# Redo logging (deferred modification)

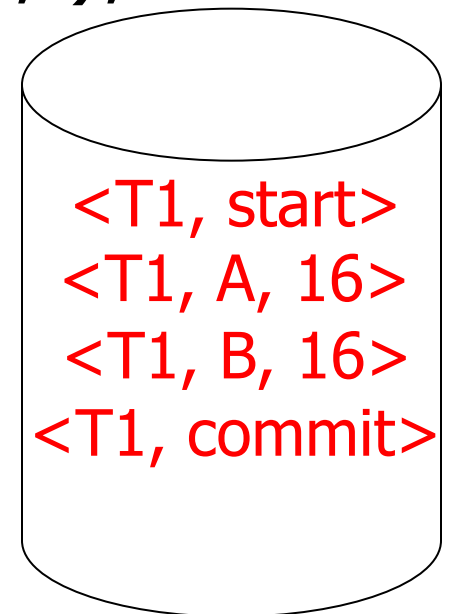
T<sub>1</sub>: Read(A,t); t ← t×2; write (A,t);  
Read(B,t); t ← t×2; write (B,t);  
Output(A); Output(B)



memory



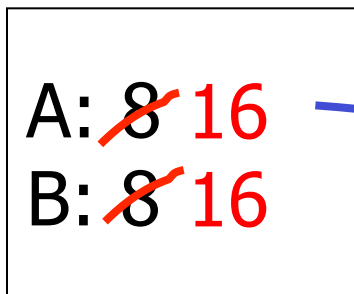
DB



LOG

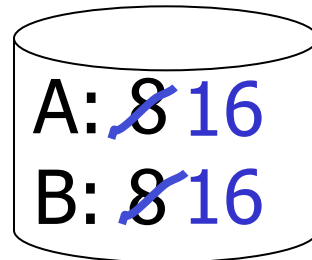
# Redo logging (deferred modification)

T<sub>1</sub>: Read(A,t); t ← t×2; write (A,t);  
Read(B,t); t ← t×2; write (B,t);  
Output(A); Output(B)

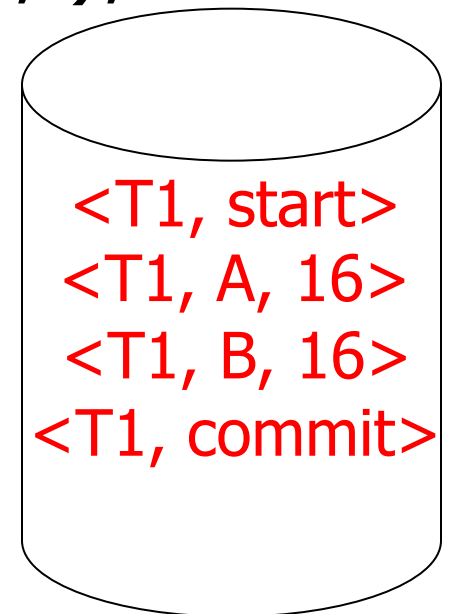


memory

output



DB



LOG

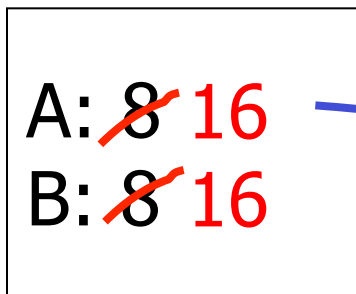
IIT College of  
Science and Letters



ILLINOIS INSTITUTE OF TECHNOLOGY

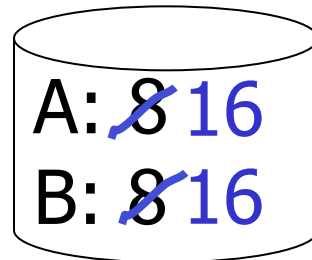
# Redo logging (deferred modification)

T<sub>1</sub>: Read(A,t); t ← t×2; write (A,t);  
Read(B,t); t ← t×2; write (B,t);  
Output(A); Output(B)

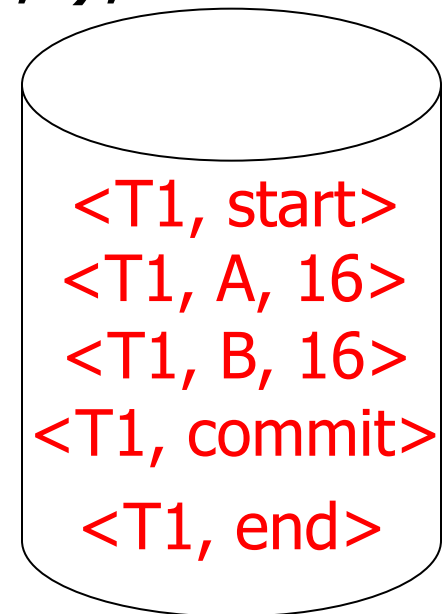


memory

output



DB



LOG

# Redo logging rules

- (1) For every action, generate redo log record (containing new value)
- (2) Before  $X$  is modified on disk (DB), all log records for transaction that modified  $X$  (including commit) must be on disk
- (3) Flush log at commit
- (4) Write END record after DB updates flushed to disk

# Recovery rules:

# Redo logging

- For every  $T_i$  with  $\langle T_i, \text{commit} \rangle$  in log:
  - For all  $\langle T_i, X, v \rangle$  in log:
    - Write( $X, v$ )
    - Output( $X$ )



# Recovery rules:

# Redo logging

- For every  $T_i$  with  $\langle T_i, \text{commit} \rangle$  in log:
  - For all  $\langle T_i, X, v \rangle$  in log:
    - Write( $X, v$ )
    - Output( $X$ )

➡ IS THIS CORRECT??

## Recovery rules:

## Redo logging

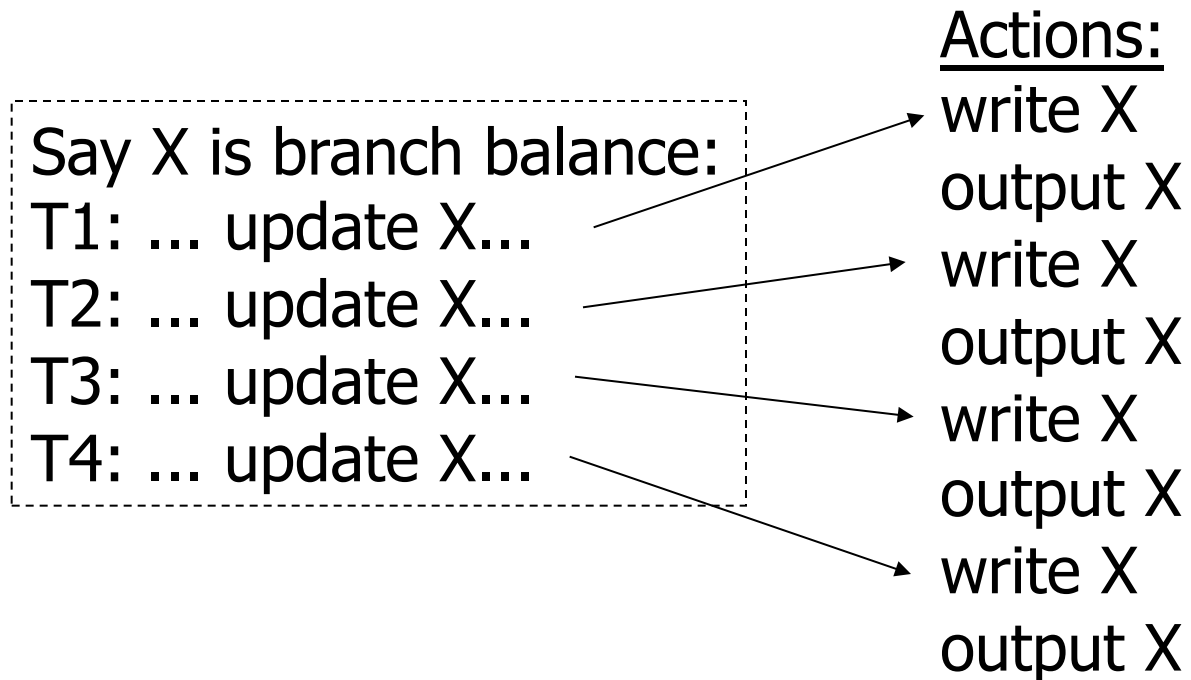
- (1) Let  $S$  = set of transactions with  $\langle T_i, \text{commit} \rangle$  (and no  $\langle T_i, \text{end} \rangle$ ) in log
- (2) For each  $\langle T_i, X, v \rangle$  in log, in forward order (earliest  $\rightarrow$  latest) do:
  - if  $T_i \in S$  then  $\left\{ \begin{array}{l} \text{Write}(X, v) \\ \text{Output}(X) \end{array} \right.$
- (3) For each  $T_i \in S$ , write  $\langle T_i, \text{end} \rangle$

# Crash During Redo

- Since Redo log contains values after writes, repeated application of a log entry does not change result
  - -> idempotent

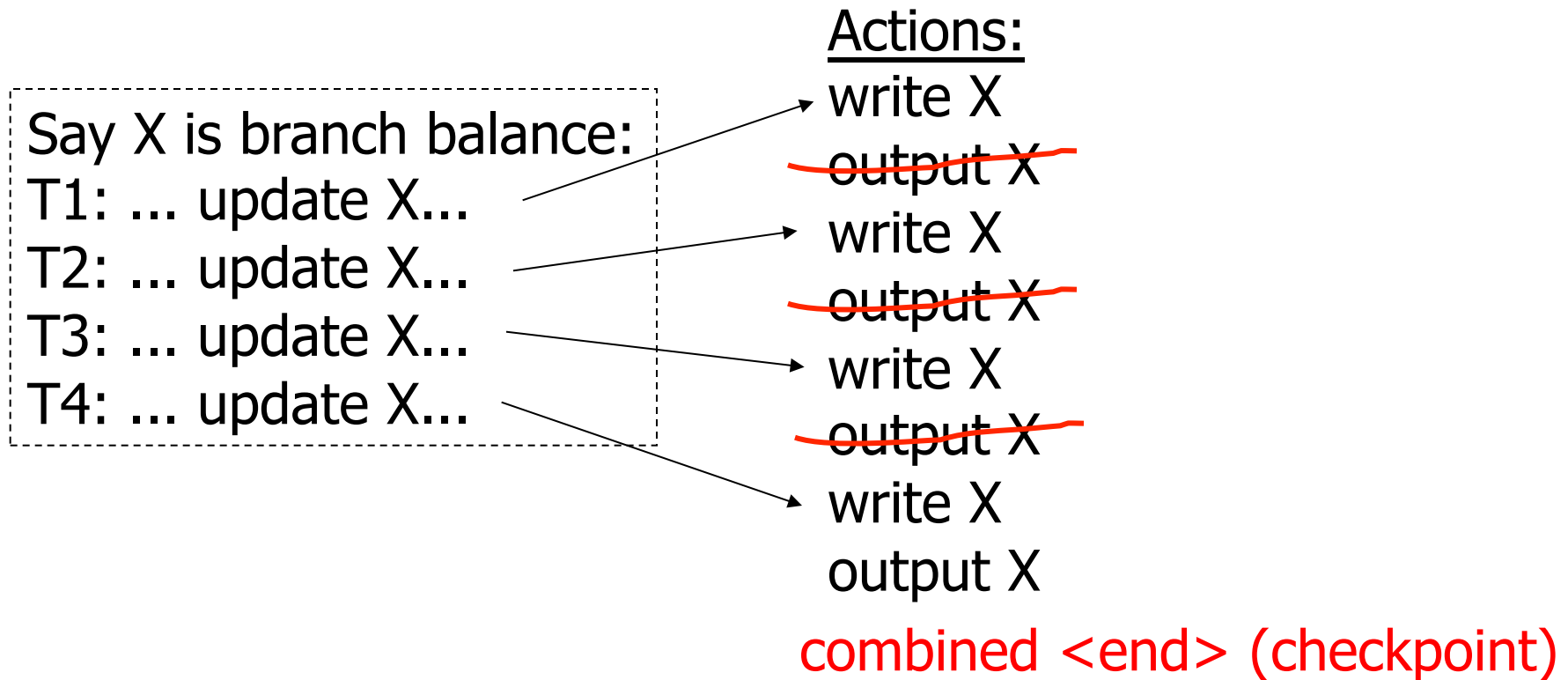
# Combining $\langle T_i, \text{end} \rangle$ Records

- Want to delay DB flushes for hot objects



# Combining $\langle T_i, \text{end} \rangle$ Records

- Want to delay DB flushes for hot objects



# Solution: Checkpoint

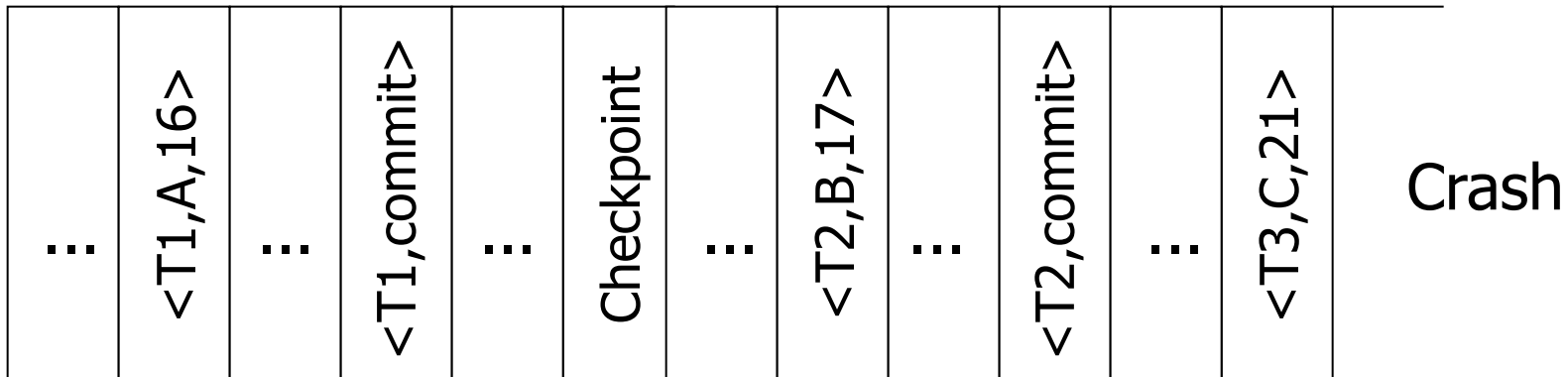
- no  $\langle ti, end \rangle$  actions
- simple checkpoint

## Periodically:

- (1) Do not accept new transactions
- (2) Wait until all transactions finish
- (3) Flush all log records to disk (log)
- (4) Flush all buffers to disk (DB) (do not discard buffers)
- (5) Write “checkpoint” record on disk (log)
- (6) Resume transaction processing

# Example: what to do at recovery?

Redo log (disk):



# Advantage of Checkpoints

- Limits recovery to parts of the log after the checkpoint
  - Think about system that has been online for months
    - ->Analyzing the whole log is too expensive!
- Source of backups
  - If we backup checkpoints we can use them for media recovery!



# Checkpoints Justification

- Checkpoint should be consistent DB state
  - No active transactions
    - Do not accept new transactions
    - Wait until all transactions finish
  - DB state reflected on disk
    - Flush log
    - Flush buffers

# Key drawbacks:

- *Undo logging:*
  - cannot bring backup DB copies up to date
- *Redo logging:*
  - need to keep all modified blocks in memory until commit

# Solution: undo/redo logging!

Update  $\Rightarrow$   $\langle T_i, X_{id}, \text{New } X \text{ val}, \text{Old } X \text{ val} \rangle$   
page X

# Rules

- Page X can be flushed before or after  $T_i$  commit
- Log record flushed before corresponding updated page (WAL)
- Flush at commit (log only)

# Example: Undo/Redo logging what to do at recovery?

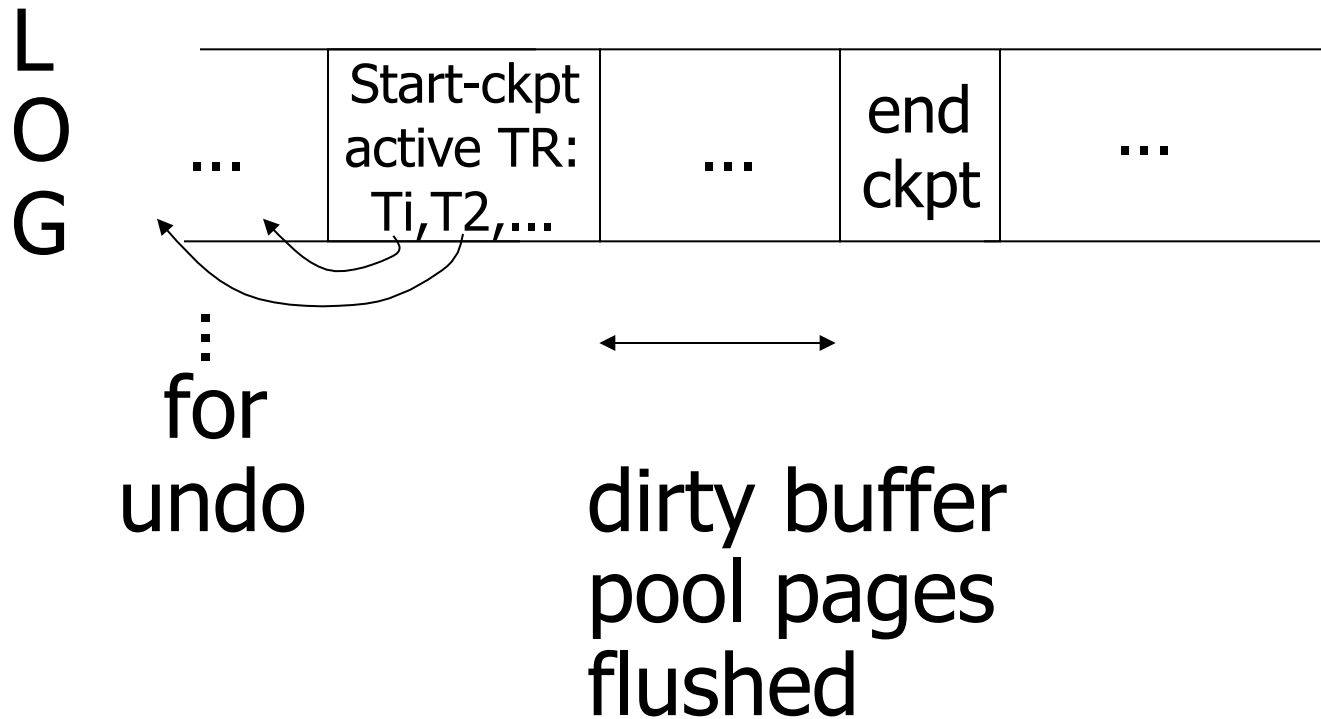
log (disk):

⋮	<checkpoint>	⋮	<T1, A, 10, 15>	⋮	<T1, B, 20, 23>	⋮	<T1, commit>	⋮	<T2, C, 30, 38>	⋮	<T2, D, 40, 41>	Crash

# Checkpoint Cost

- Checkpoints are expensive
  - No new transactions can start
  - A lot of I/O
    - Flushing the log
    - Flushing dirty buffer pages

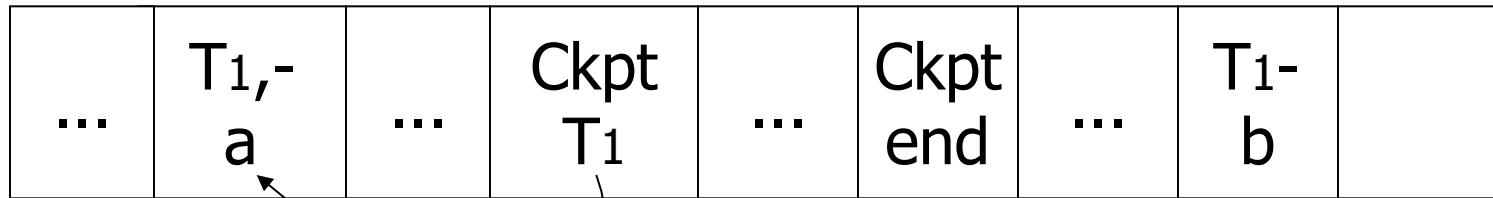
# Non-quietse checkpoint



# Examples what to do at recovery time?

no T1 commit

L  
O  
G

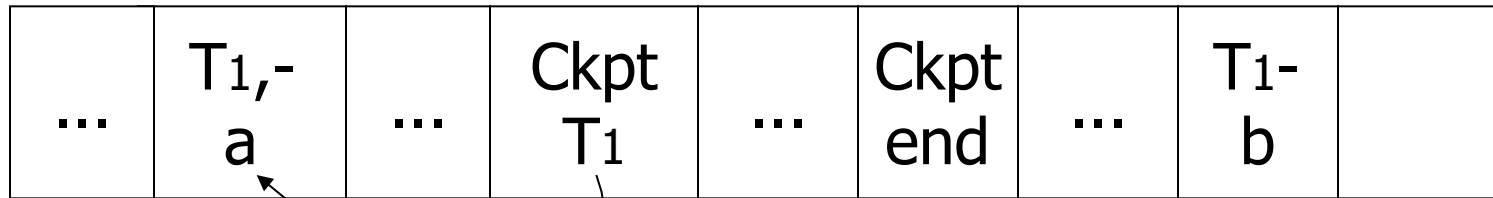




# Examples what to do at recovery time?

no T1 commit

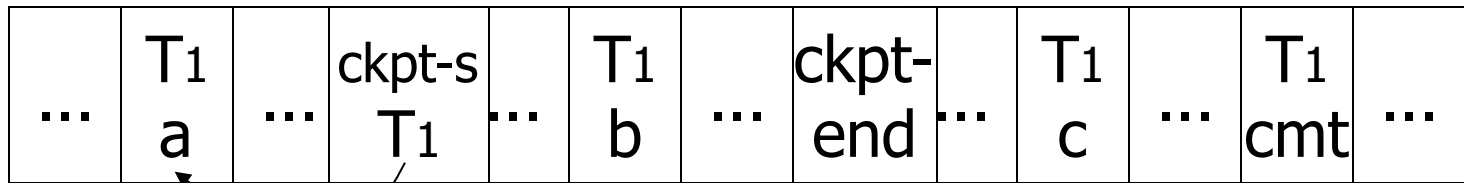
L  
O  
G



➡ Undo T<sub>1</sub> (undo a,b)

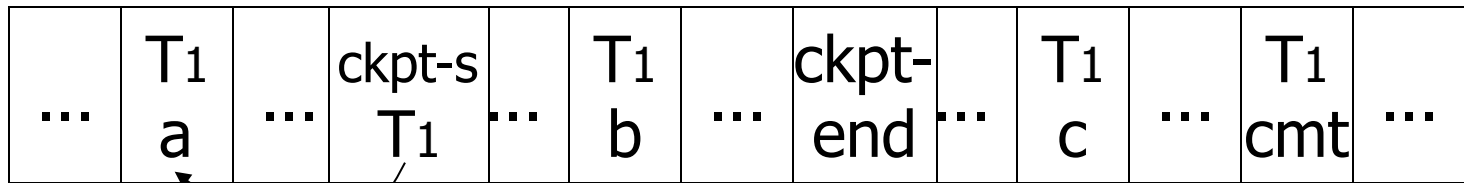
# Example

L  
O  
G



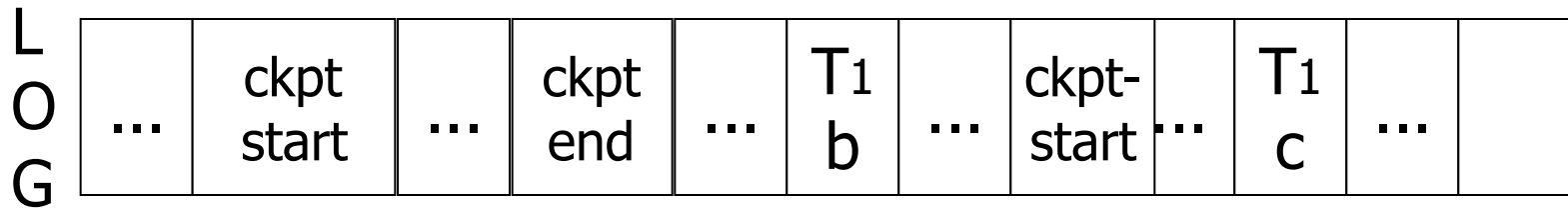
# Example

L  
O  
G



➡ Redo T1: (redo b,c)

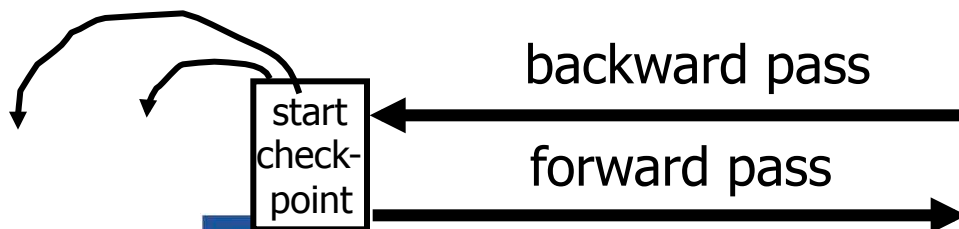
# Recover From Valid Checkpoint:



↑  
start  
of latest  
valid  
checkpoint

# Recovery process:

- **Backwards pass** (end of log → latest valid checkpoint start)
  - construct set S of committed transactions
  - undo actions of transactions not in S
- **Undo pending transactions**
  - follow undo chains for transactions in (checkpoint active list) - S
- **Forward pass** (latest checkpoint start → end of log)
  - redo actions of S transactions



# Real world actions

E.g., dispense cash at ATM

$T_i = a_1 a_2 \dots a_j \dots a_n$




\$

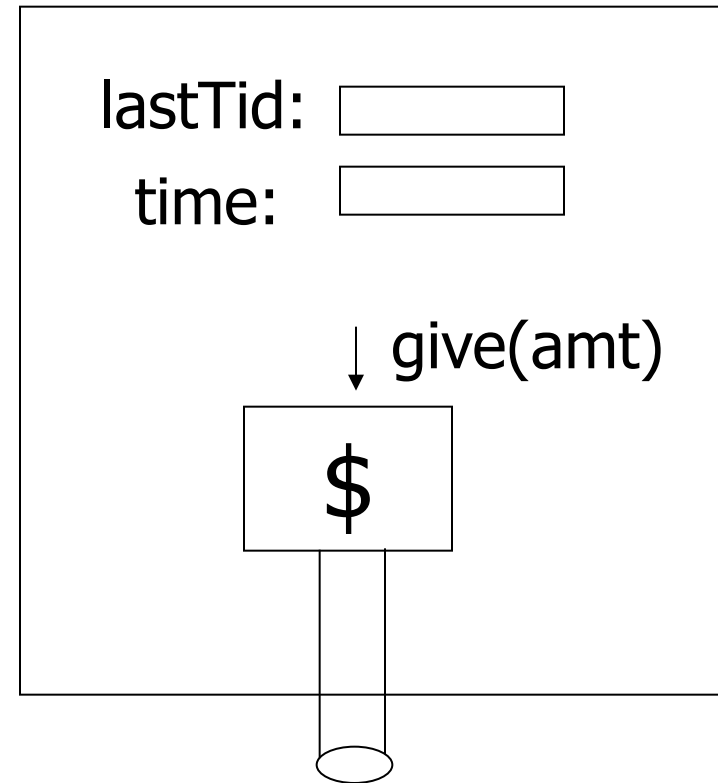
# Solution

- (1) execute real-world actions after commit
- (2) try to make idempotent

Give\$\$  
(amt, Tid, time)

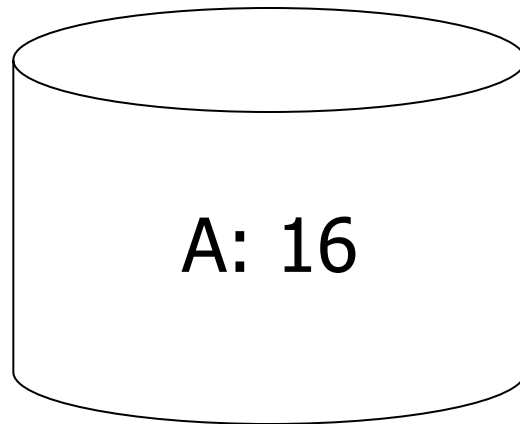


# ATM

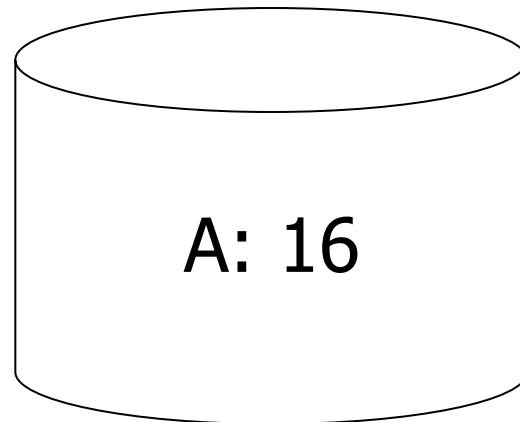




# Media failure (loss of non-volatile storage)



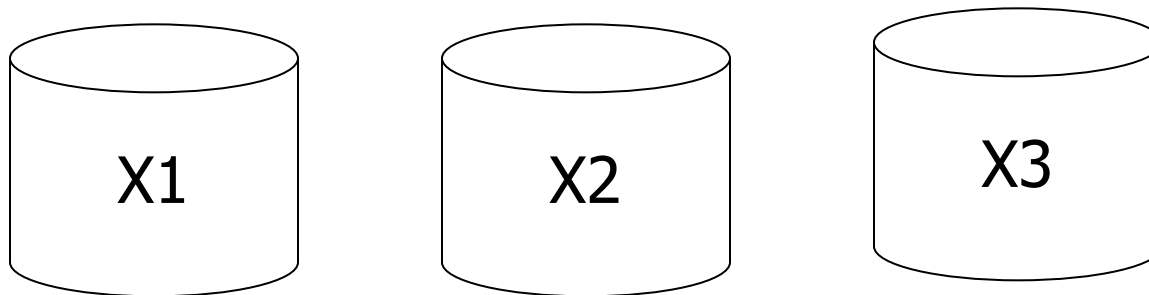
# Media failure (loss of non-volatile storage)



Solution: Make copies of data!

# Example 1 Triple modular redundancy

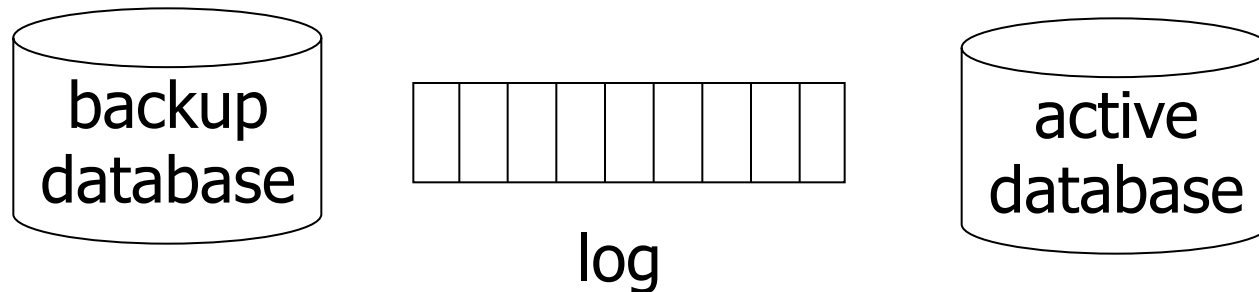
- Keep 3 copies on separate disks
- Output(X) --> three outputs
- Input(X) --> three inputs + vote



## Example #2      Redundant writes, Single reads

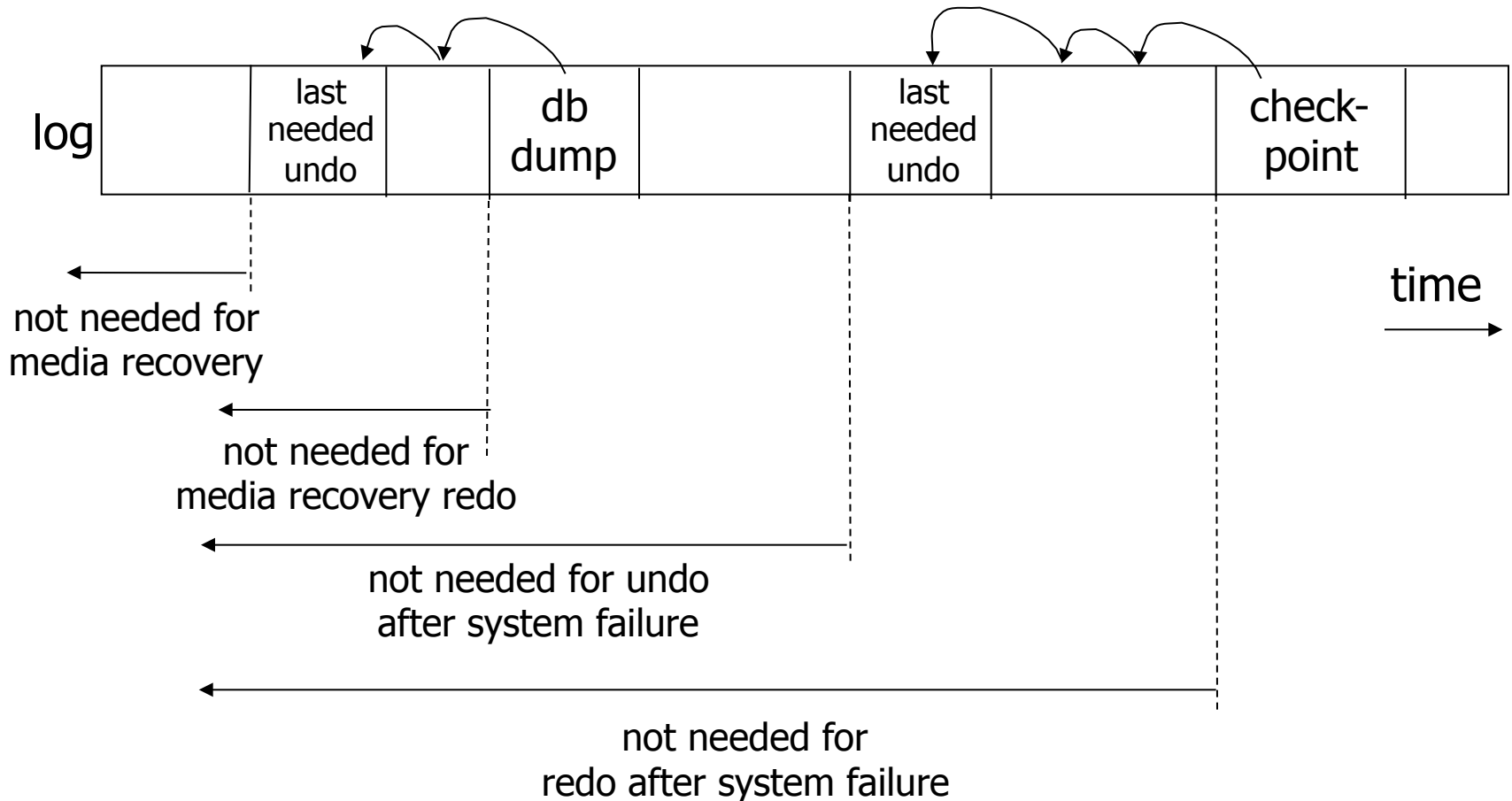
- Keep N copies on separate disks
  - Output(X) --> N outputs
  - Input(X) --> Input one copy
    - if ok, done
    - else try another one
- ⇒ Assumes bad data can be detected

# Example #3: DB Dump + Log



- If active database is lost,
  - restore active database from backup
  - bring up-to-date using redo entries in log

# When can log be discarded?



# Practical Recovery with ARIES

- **ARIES**
  - **A**lgorithms for **R**ecovery and **I**solation  
**E**xploiting **S**emantics
- Implemented in, e.g.,
  - DB2
  - MSSQL

# Underlying Ideas

- Keep track of state of pages by relating them to entries in the log
- **WAL**
- Recovery in **three phases**
  - Analysis, Redo, Undo
- Log entries to track state of Undo for repeated failures
- **Redo**: page-oriented -> efficient
- **Undo**: logical -> permits higher level of concurrency



# Log Entry Structure

- **LSN**
  - **Log sequence number**
  - Order of entries in the log
  - Usually **log file id** and **offset** for direct access

- **LSN**
- **Entry type**
  - Update, compensation, commit, ...
- **TID**
  - Transaction identifier
- **PrevLSN**
  - LSN of previous log record for same transaction
- **UndoNxtLSN**
  - Next undo operation for CLR (later!)
- **Undo/Redo data**
  - Data needed to undo/redo the update

# Page Header Additions

- **PageLSN**

- **LSN** of the last update that modified the page
- Used to know which changes have been applied to a page

# Forward Processing

- Normal operations when no ROLLBACK is required
  - WAL: write redo/undo log record for each action of a transaction
- Buffer manager has to ensure that
  - changes to pages are not persisted before the corresponding log record has been persisted
  - Transactions are not considered committed before all their log records have been flushed

# Dirty Page Table

- **PageLSN**

- Entries **<PageID,RecLSN>**
- Whenever a page is first fixed in the buffer pool with indention to modify
  - Insert **<PageId,RecLSN>** with **RecLSN** being the current end of the log
- Flushing a page removes it from the Dirty page table

# Dirty Page Table

- Used for checkpointing
- Used for recovery to figure out what to redo

# Transaction Table

- TransID
  - Identifier of the transaction
- State
  - Commit state
- LastLSN
  - LSN of the last update of the transaction
- UndoNxtLSN
  - If last log entry is a CLR then UndoNxtLSN from that record
  - Otherwise = LastLSN

## Transaction Table:

$\langle 1, U, -, - \rangle$


## Dirty Page Table:

$T_1 = r_1(A), A = A * 2, w_1(A)$

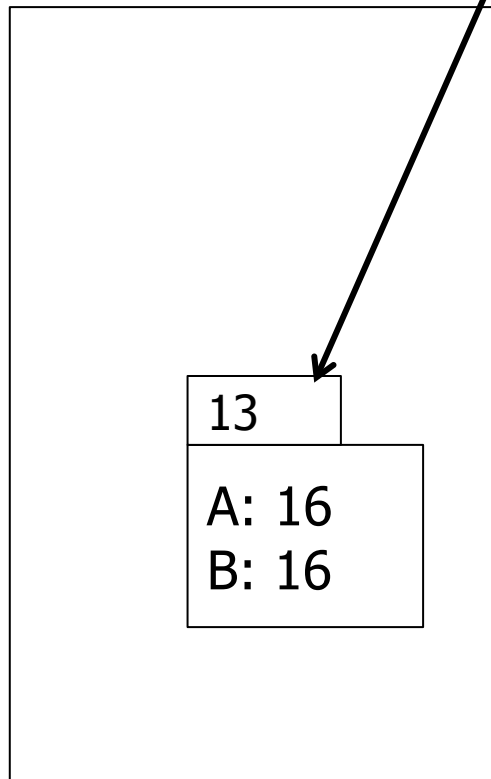
## Page\_LSN:

LSN of last modification to page

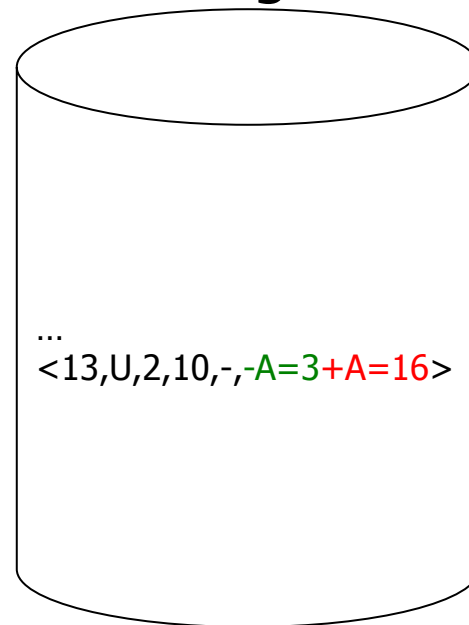
buffer



disk



Persistent log





## Transaction Table:

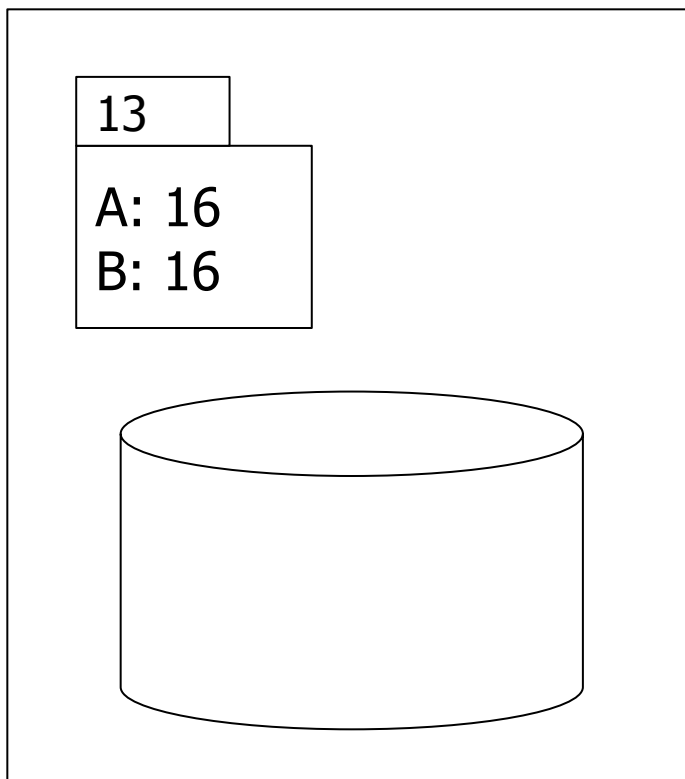
$\langle 1, U, -, - \rangle$

## Dirty Page Table:

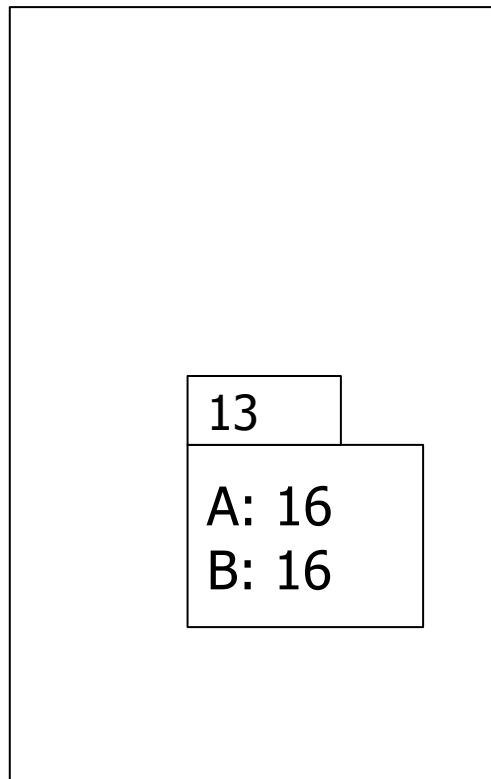
$\langle 100, 14 \rangle$

$T_1 = r_1(A), A = A * 2, w_1(A)$

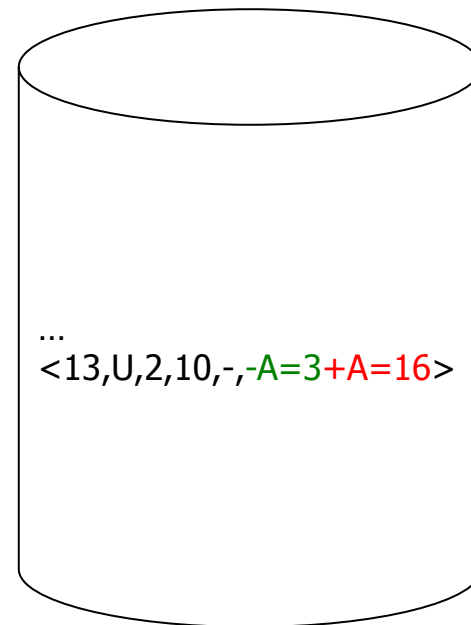
buffer



disk



Persistent  
log



## Transaction Table:

$\langle 1, U, -, - \rangle$

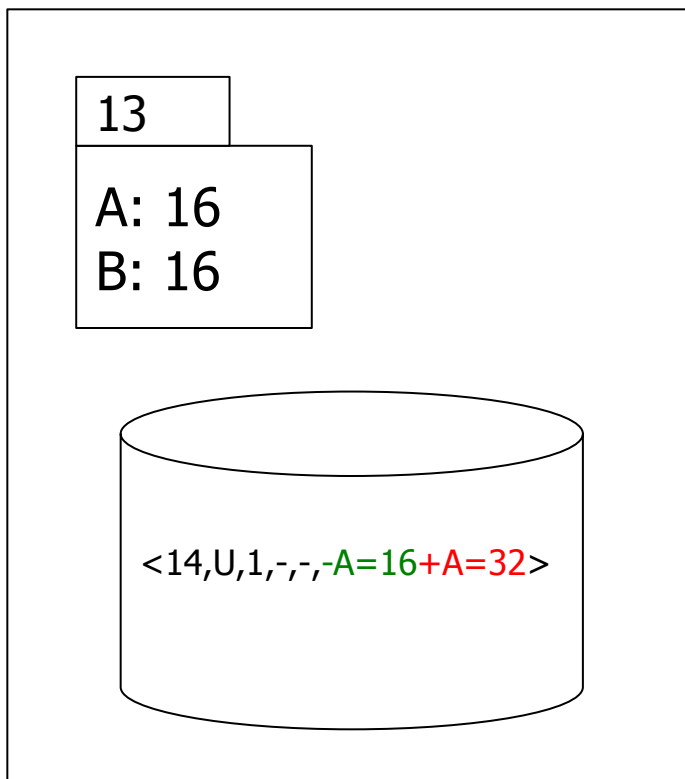
## Dirty Page Table:

$\langle 100, 14 \rangle$

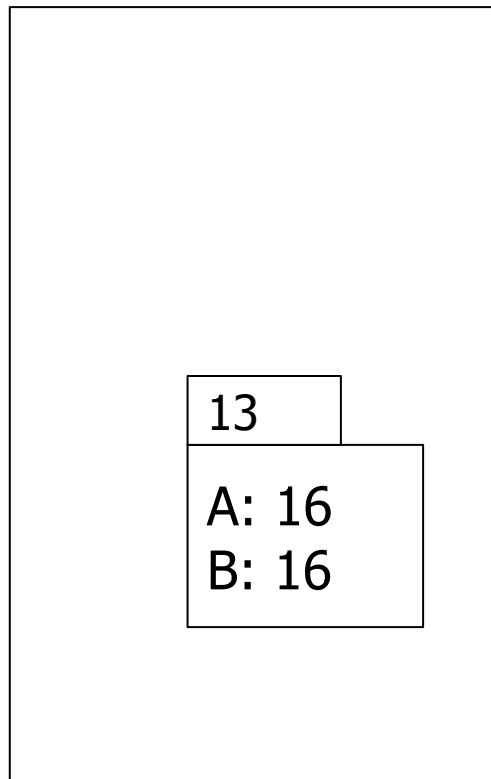
Write log entry

$T_1 = r_1(A), A = A * 2, w_1(A)$

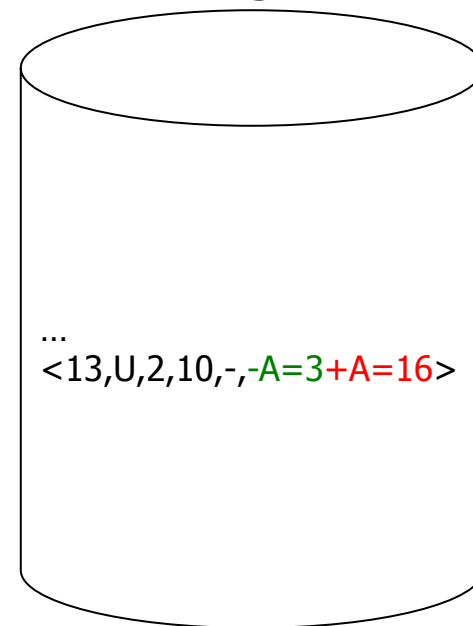
buffer



disk



Persistent  
log



## Transaction Table:

$\langle 1, U, 14, 14 \rangle$

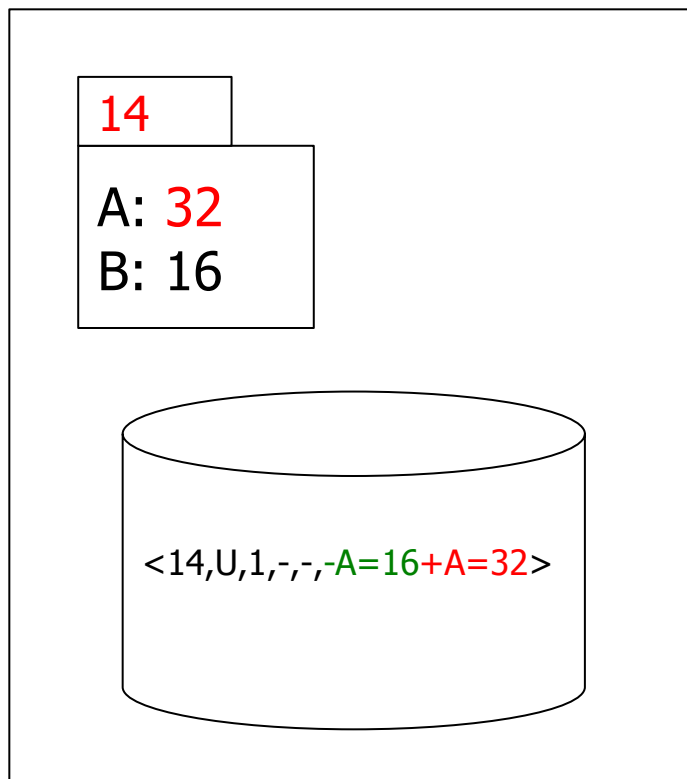
## Dirty Page Table:

$\langle 100, 14 \rangle$

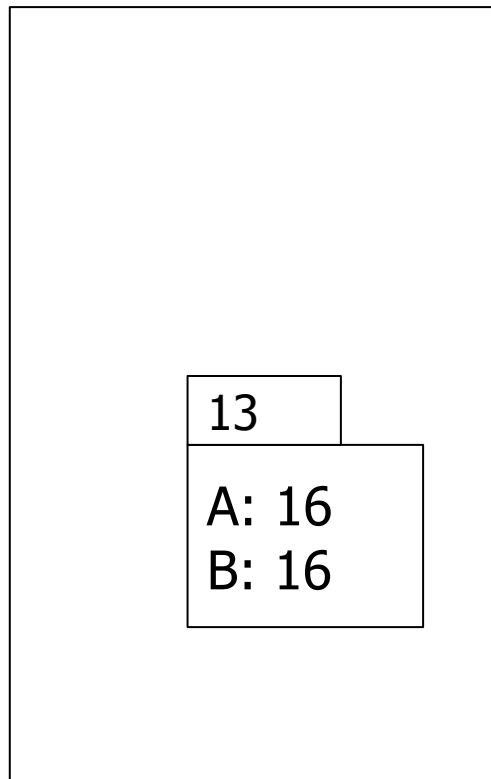
Update page

$T_1 = r_1(A), A = A * 2, w_1(A)$

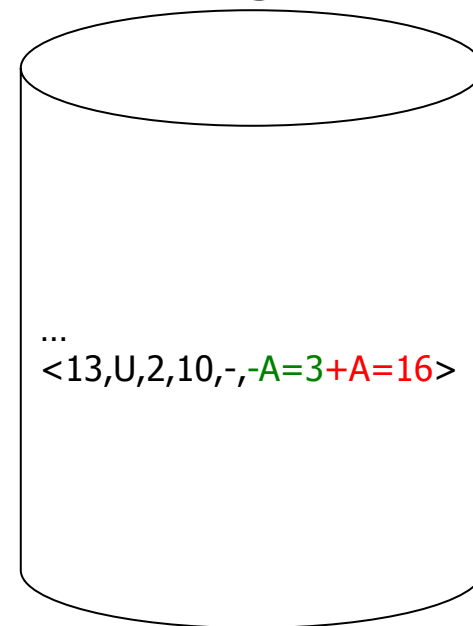
buffer



disk



Persistent log



## Transaction Table:

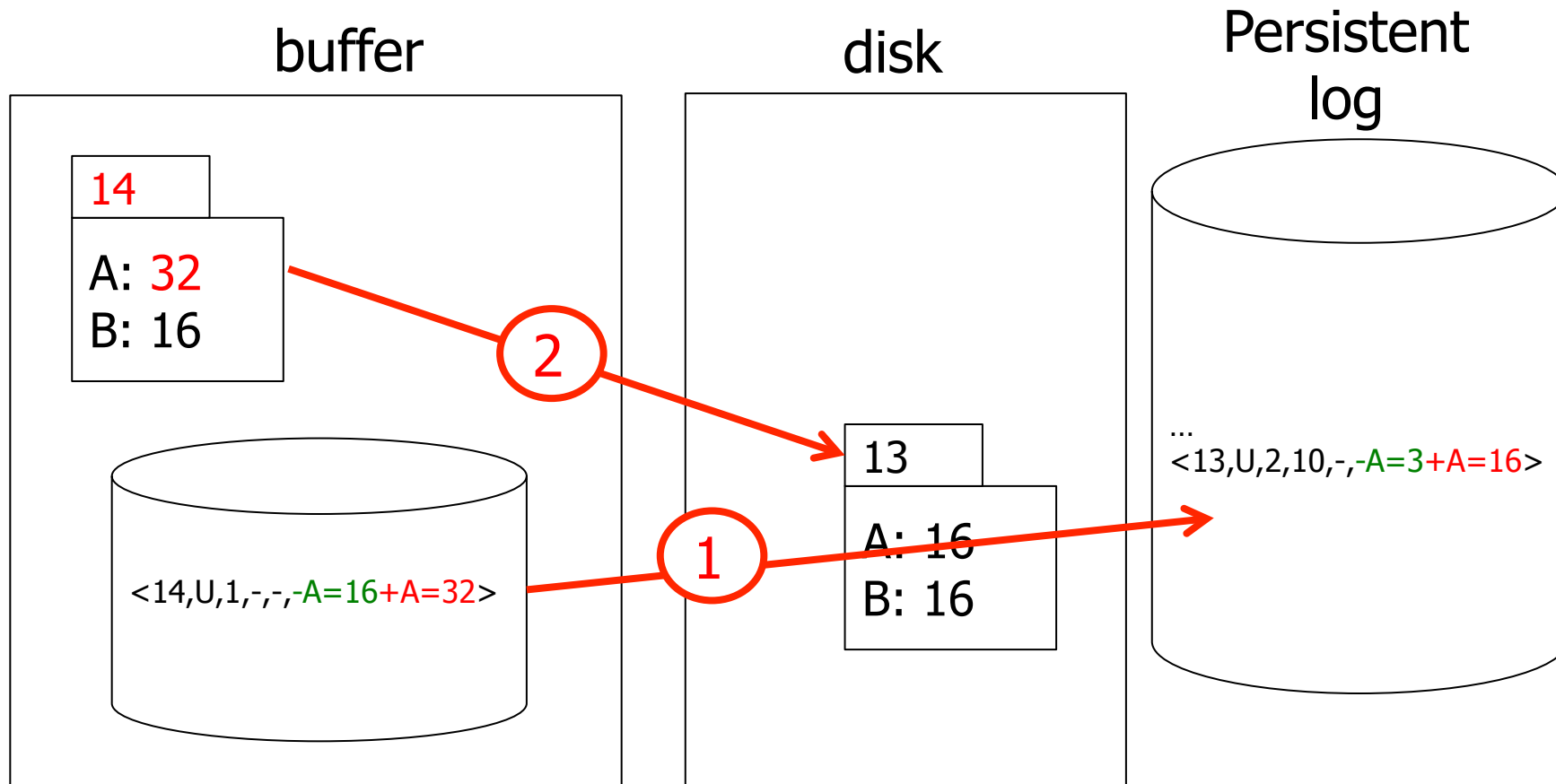
$\langle 1, U, 14, 14 \rangle$

## Dirty Page Table:

$\langle 100, 14 \rangle$

Can wait with flushing page, but log has to be flushed first!

$T_1 = r_1(A), A = A * 2, w_1(A)$



# Undo during forward processing

- Transaction was rolled back
  - User aborted, aborted because of error, ...
- Need to undo operations of transaction
- During Undo
  - Write log entries for every undo
  - **Compensation Log Records (CLR)**
  - Used to avoid repeated undo when failures occur

# Undo during forward processing

- Starting with the LastLSN of transaction from transaction table
  - Traverse log entries of transaction last to first using PrevLSN pointers
  - For each log entry use undo information to undo action
    - **<LSN, Type, TID, PrevLSN, -, Undo/Redo data>**
  - Before modifying data write an CLR that stores redo-information for the undo operation
    - **UndoNxtLSN = PrevLSN** of log entry we are undoing
    - **Redo data** = How to redo the undo

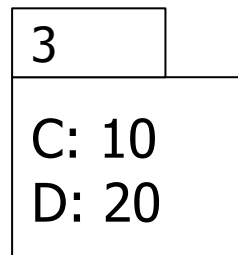
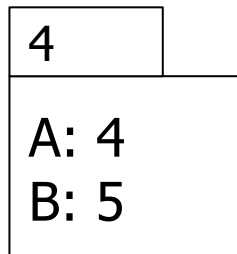
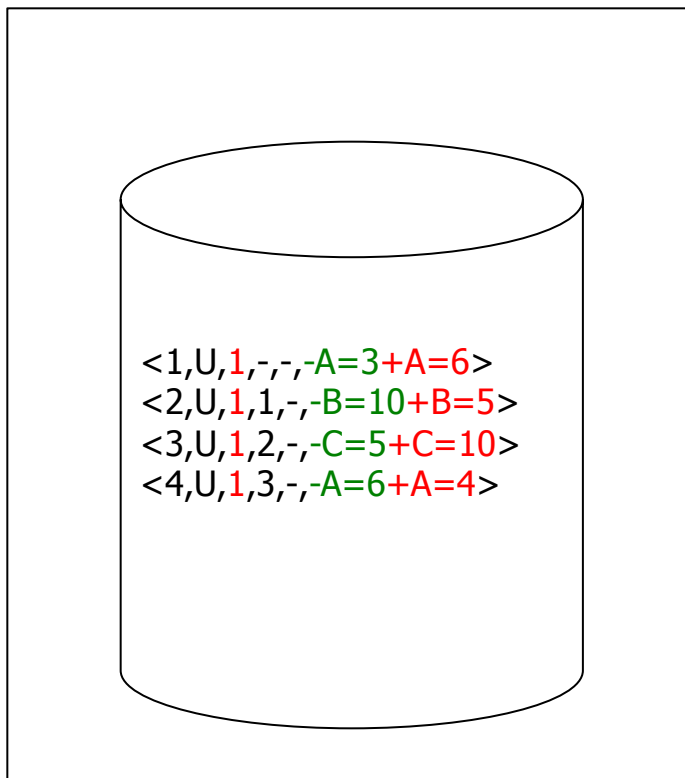
# Transaction Table:

$\langle 1, U, 4, 4 \rangle$

Undo  $T_1$

$T_1 = w_1(A), w_1(B), w_1(C), w_1(A), a_1$

buffer



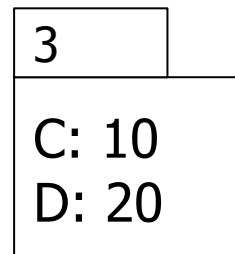
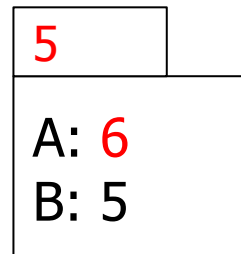
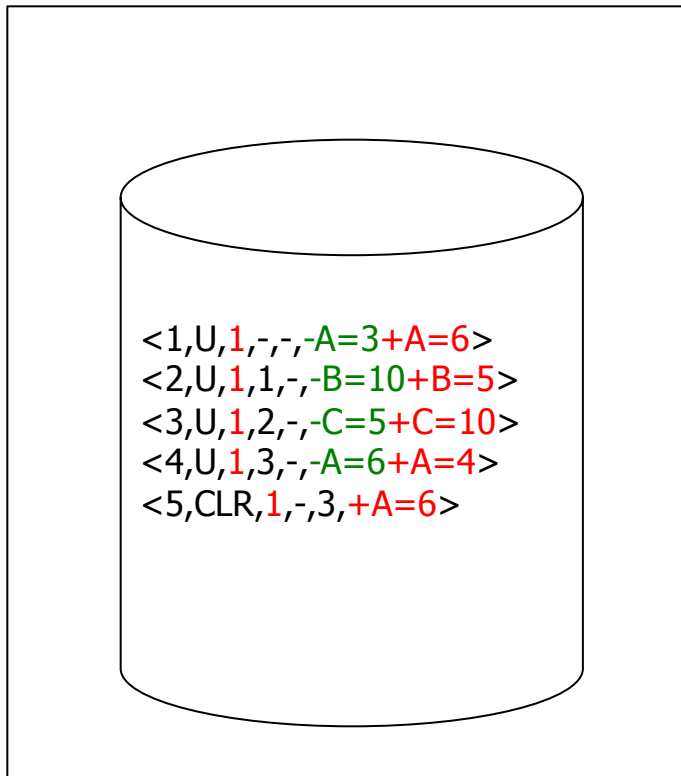
# Transaction Table:

$\langle 1, U, 5, 3 \rangle$

Undo  $T_1$

$T_1 = w_1(A), w_1(B), w_1(C), w_1(A), a_1$

buffer





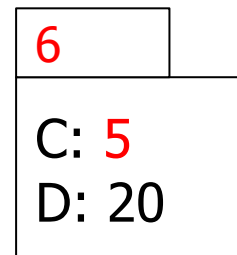
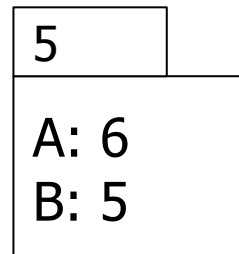
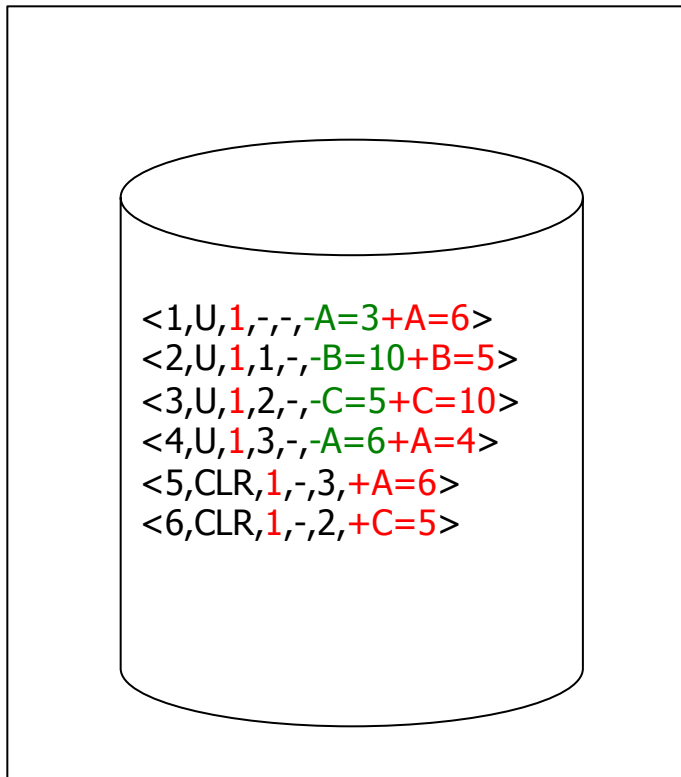
# Transaction Table:

$\langle 1, U, 6, 2 \rangle$

Undo  $T_1$

$T_1 = w_1(A), w_1(B), w_1(C), w_1(A), a_1$

buffer



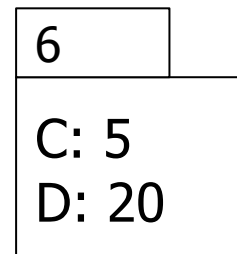
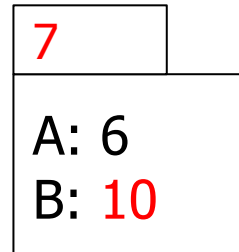
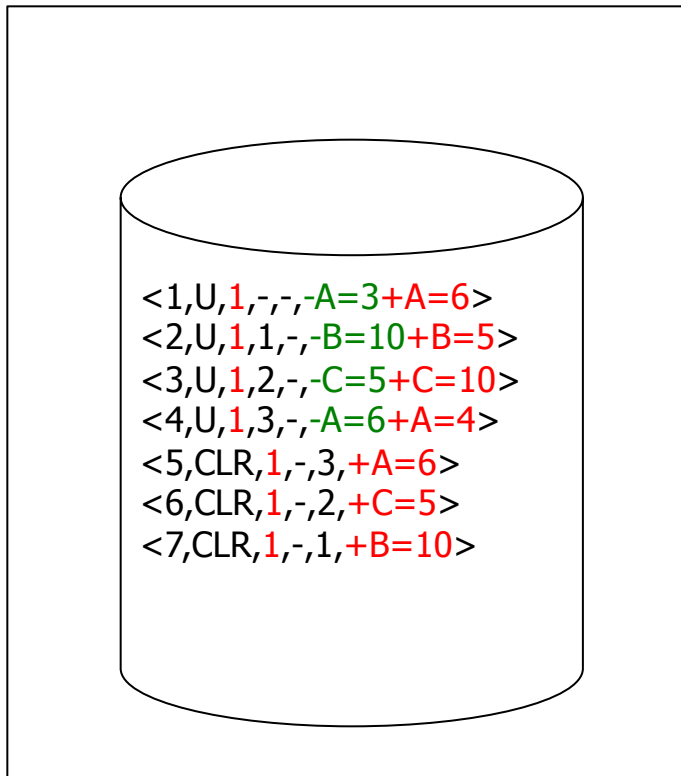
# Transaction Table:

$\langle 1, U, 7, 1 \rangle$

Undo  $T_1$

$T_1 = w_1(A), w_1(B), w_1(C), w_1(A), a_1$

buffer



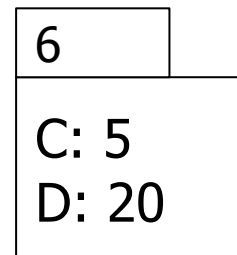
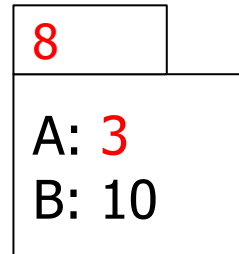
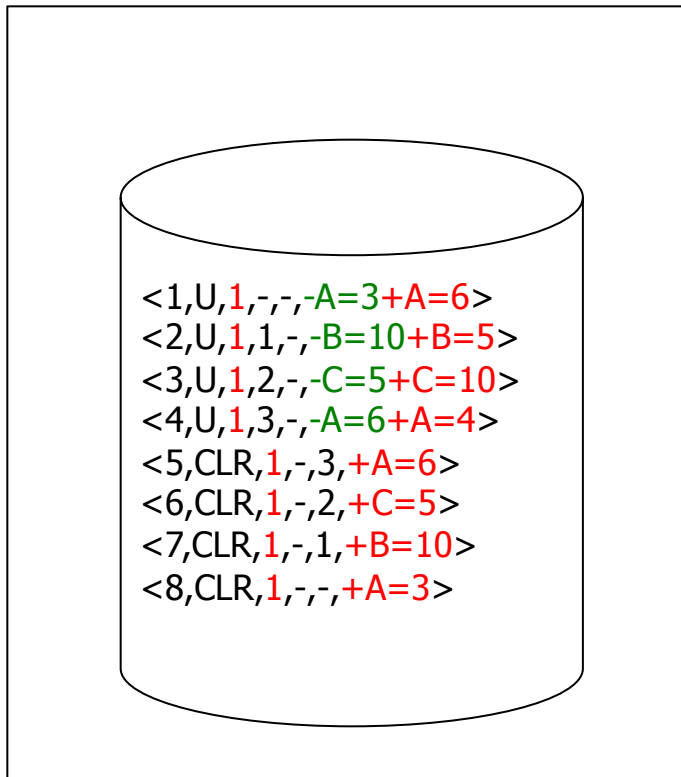
# Transaction Table:

$\langle 1, U, 8, - \rangle$

Undo  $T_1$

$T_1 = w_1(A), w_1(B), w_1(C), w_1(A), a_1$

buffer



# Fuzzy Checkpointing in ARIES

- Begin of checkpoint
  - Write **begin\_cp** log entry
  - Write **end\_cp** log entry with
    - Dirty page table
    - Transaction table
- **Master Record**
  - LSN of begin\_cp log entry of last complete checkpoint

# Restart Recovery

1. Analysis Phase
2. Redo Phase
3. Undo Phase

# Analysis Phase

- 1)** Determine LSN of last checkpoint using Master Record
- 2)** Get Dirty Page Table and Transaction Table from checkpoint end record
- 3)** **RedoLSN** =  $\min(\text{RecLSN})$  from Dirty Page Table or checkpoint LSN if no dirty page

# Analysis Phase

## 4) Scan log forward starting from RedoLSN

- Update log entry from transaction
  - If necessary: Add Page to Dirty Page Table
  - Add Transaction to Transaction Table or update LastLSN
- Transaction end entry
  - Remove transaction from Transaction Table

# Analysis Phase

- Result
  - Transaction Table
    - Transactions to be later undone
  - RedoLSN
    - Log entry to start Redo Phase
  - Dirty Page Table
    - Pages that may not have been written back to disk



# Redo Phase

- Start at RedoLSN scan log forward
- Unconditional Redo
  - Even redo actions of transactions that will be undone later
- Only redo once
  - Only redo operations that have not been reflected on disk (PageLSN)

# Redo Phase

- For each update log entry
  - If affected page is not in Dirty Page Table or  $\text{RecLSN} > \text{LSN}$ 
    - skip log entry
  - Fix page in buffer
    - If  $\text{PageLSN} \geq \text{LSN}$  then operation already reflected on disk
      - Skip log entry
    - Otherwise apply update

# Redo Phase

- Result
  - State of DB before Failure

# Undo Phase

- Scan log backwards from end using Transaction Table
  - Repeatedly take log entry with max LSN from all the current actions to be undone for each transaction
    - Write CLR
    - Update Transaction Table

# Undo Phase

- All unfinished transactions have been rolled back

# Idempotence?

- Redo
  - We are not logging during Redo so repeated Redo will result in the same state
- Undo
  - If we see CLR's we do not undo this action again

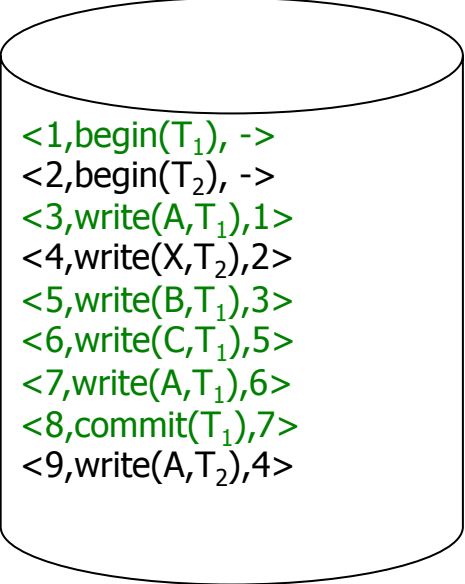
# Avoiding Repeated Work

- Redo
  - If operation has been reflected on disk (PageLSN) we do not need to redo it again
- Undo
  - If we see CLR's we do not undo this action again

$T_1 = w_1(A), w_1(B), w_1(C), w_1(A), c_1$

$T_2 = w_1(X), r(A), w(A)$

Log



<1,begin( $T_1$ ), ->  
<2,begin( $T_2$ ), ->  
<3,write( $A, T_1$ ),1>  
<4,write( $X, T_2$ ),2>  
<5,write( $B, T_1$ ),3>  
<6,write( $C, T_1$ ),5>  
<7,write( $A, T_1$ ),6>  
<8,commit( $T_1$ ),7>  
<9,write( $A, T_2$ ),4>



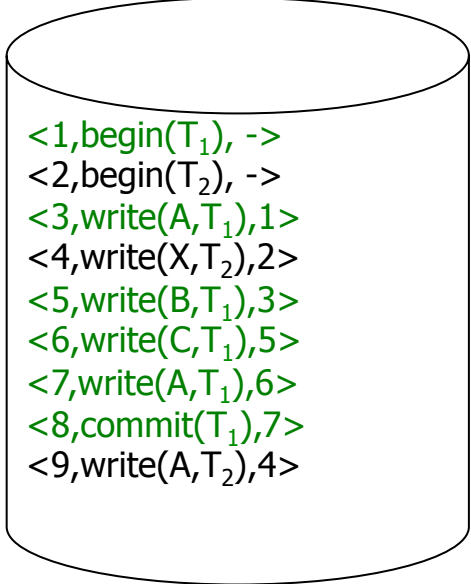
$T_1 = w_1(A), w_1(B), w_1(C), w_1(A), c_1$

$T_2 = w_1(X), r(A), w(A)$

### Analysis Phase:

- start at log entry 1
- add  $T_1$  to transaction table (rec. 1)
- add  $T_2$  to transaction table (rec. 2)
- add A to dirty page table (RecLSN 3)
- add X to dirty page table (RecLSN 4)
- add B to dirty page table (RecLSN 5)
- add C to dirtypage table (RecLSN 6)
- remove T1 from Transaction Table (rec. 8)

### Log



```
<1,begin(T1), ->  
<2,begin(T2), ->  
<3,write(A,T1),1>  
<4,write(X,T2),2>  
<5,write(B,T1),3>  
<6,write(C,T1),5>  
<7,write(A,T1),6>  
<8,commit(T1),7>  
<9,write(A,T2),4>
```

$T_1 = w_1(A), w_1(B), w_1(C), w_1(A), c_1$

$T_2 = w_1(X), r(A), w(A)$

### Analysis Phase Result:

- Transaction Table:


$\langle T_2, 9 \rangle$

- Dirty Page Table:

$\langle A, 3 \rangle, \langle B, 5 \rangle, \langle C, 6 \rangle, \langle X, 4 \rangle$

- RedoLSN =  $\min(3, 5, 6, 4) = 3$

### Log



$\langle 1, \text{begin}(T_1), - \rangle$   
 $\langle 2, \text{begin}(T_2), - \rangle$   
 $\langle 3, \text{write}(A, T_1), 1 \rangle$   
 $\langle 4, \text{write}(X, T_2), 2 \rangle$   
 $\langle 5, \text{write}(B, T_1), 3 \rangle$   
 $\langle 6, \text{write}(C, T_1), 5 \rangle$   
 $\langle 7, \text{write}(A, T_1), 6 \rangle$   
 $\langle 8, \text{commit}(T_1), 7 \rangle$   
 $\langle 9, \text{write}(A, T_2), 4 \rangle$


$T_1 = w_1(A), w_1(B), w_1(C), w_1(A), c_1$

$T_2 = w_1(X), r(A), w(A)$

### Redo Phase (RedoLSN 3):

- Read A if PageLSN < 3 apply write
- Read X if PageLSN < 4 apply write
- Read B if PageLSN < 5 apply write
- Read C if PageLSN < 6 apply write
- Read A if PageLSN < 7 apply write
- Read A if PageLSN < 9 apply write

### Log



<1,begin( $T_1$ ), ->  
<2,begin( $T_2$ ), ->  
<3,write( $A,T_1$ ),1>  
<4,write( $X,T_2$ ),2>  
<5,write( $B,T_1$ ),3>  
<6,write( $C,T_1$ ),5>  
<7,write( $A,T_1$ ),6>  
<8,commit( $T_1$ ),7>  
<9,write( $A,T_2$ ),4>

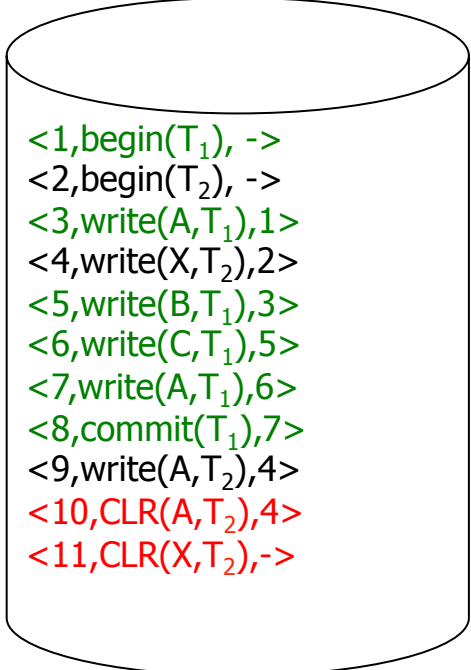
$T_1 = w_1(A), w_1(B), w_1(C), w_1(A), c_1$

$T_2 = w_1(X), r(A), w(A)$

### Undo Phase ( $T_2$ ):

- Undo entry 9
  - write CLR with UndoNxtLSN = 4
  - modify page A
- Undo entry 4
  - write CLR with UndoNxtLSN = 2
  - modify page X
- Done

### Log



<1,begin( $T_1$ ), ->  
<2,begin( $T_2$ ), ->  
<3,write(A, $T_1$ ),1>  
<4,write(X, $T_2$ ),2>  
<5,write(B, $T_1$ ),3>  
<6,write(C, $T_1$ ),5>  
<7,write(A, $T_1$ ),6>  
<8,commit( $T_1$ ),7>  
<9,write(A, $T_2$ ),4>  
<10,CLR(A, $T_2$ ),4>  
<11,CLR(X, $T_2$ ),->

# ARIES take away messages

- Provide good performance by
  - Not requiring complete checkpoints
  - Linking of log records
  - Not restricting buffer operations (no-force/steal is ok)
- Logical Undo and Physical (Physiological) Redo
- Idempotent Redo and Undo
  - Avoid undoing the same operation twice

# Media Recovery

- What if disks where log or DB is stored failes
  - ->keep backups of log + DB state

# Log Backup

- Split log into several files
- Is append only, backup of old files cannot interfere with current log operations

# Backup DB state

- Copy current DB state directly from disk
- May be inconsistent
- -> Use log to know which pages are up-to-date and redo operations not yet reflected



# Summary

- Consistency of data
- One source of problems: failures
  - Logging
  - Redundancy
- Another source of problems:  
Data Sharing..... next

# CS 525: Advanced Database Organization

## **14: Concurrency Control**

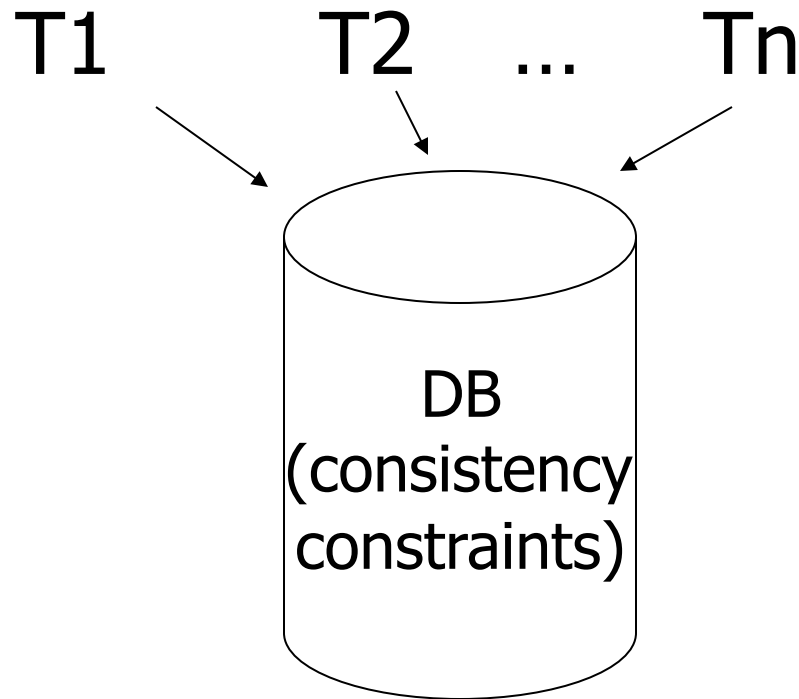
Boris Glavic

Slides: adapted from a [course](#) taught by

[Hector Garcia-Molina](#), Stanford InfoLab



# Chapter 18 [18] Concurrency Control



# Example:

T1: Read(A)  
A  $\leftarrow$  A+100  
Write(A)  
Read(B)  
B  $\leftarrow$  B+100  
Write(B)

T2: Read(A)  
A  $\leftarrow$  A $\times$ 2  
Write(A)  
Read(B)  
B  $\leftarrow$  B $\times$ 2  
Write(B)

Constraint: A=B

# Schedule A

T1

T2

Read(A);  $A \leftarrow A+100$

Write(A);

Read(B);  $B \leftarrow B+100$ ;

Write(B);

Read(A);  $A \leftarrow A \times 2$ ;

Write(A);

Read(B);  $B \leftarrow B \times 2$ ;

Write(B);

# Schedule A

T1

---

Read(A);  $A \leftarrow A+100$   
 Write(A);  
 Read(B);  $B \leftarrow B+100$ ;  
 Write(B);

T2

---

Read(A);  $A \leftarrow A \times 2$ ;  
 Write(A);  
 Read(B);  $B \leftarrow B \times 2$ ;  
 Write(B);

A	B
25	25
125	
	125
250	
	250
250	250

# Schedule B

T1

T2

Read(A);  $A \leftarrow A \times 2$ ;  
Write(A);  
Read(B);  $B \leftarrow B \times 2$ ;  
Write(B);

Read(A);  $A \leftarrow A + 100$   
Write(A);  
Read(B);  $B \leftarrow B + 100$ ;  
Write(B);

# Schedule B

T1

T2

Read(A);  $A \leftarrow A+100$   
 Write(A);  
 Read(B);  $B \leftarrow B+100$ ;  
 Write(B);

Read(A);  $A \leftarrow A \times 2$ ;  
 Write(A);  
 Read(B);  $B \leftarrow B \times 2$ ;  
 Write(B);

A	B
25	25
50	50
150	150
150	150



# Schedule C

T1

Read(A);  $A \leftarrow A+100$

Write(A);

Read(B);  $B \leftarrow B+100$ ;

Write(B);

T2

Read(A);  $A \leftarrow A \times 2$ ;

Write(A);

Read(B);  $B \leftarrow B \times 2$ ;

Write(B);

# Schedule C

T1	T2	A	B
		25	25
Read(A); $A \leftarrow A+100$			
Write(A);		125	
	Read(A); $A \leftarrow A \times 2$ ;		
	Write(A);	250	
Read(B); $B \leftarrow B+100$ ;			
Write(B);			125
	Read(B); $B \leftarrow B \times 2$ ;		
	Write(B);		250
		250	250

# Schedule D

T1

Read(A);  $A \leftarrow A+100$

Write(A);

Read(B);  $B \leftarrow B+100$ ;

Write(B);

T2

Read(A);  $A \leftarrow A \times 2$ ;

Write(A);

Read(B);  $B \leftarrow B \times 2$ ;

Write(B);

# Schedule D

T1  


---

 Read(A);  $A \leftarrow A+100$

Write(A);

Read(B);  $B \leftarrow B+100$ ;

Write(B);

T2

Read(A);  $A \leftarrow A \times 2$ ;

Write(A);

Read(B);  $B \leftarrow B \times 2$ ;

Write(B);

A	B
25	25
125	
250	
	50
	150
250	150

# Schedule E

Same as Schedule D  
but with new T2'

T1

T2'

Read(A);  $A \leftarrow A+100$

Write(A);

Read(A);  $A \leftarrow A \times 1$ ;

Write(A);

Read(B);  $B \leftarrow B \times 1$ ;

Write(B);

Read(B);  $B \leftarrow B+100$ ;

Write(B);

# Schedule E

Same as Schedule D  
but with new T2'

T1  
Read(A); A ← A+100

Write(A);

Read(B); B ← B+100;

Write(B);

T2'

Read(A); A ← A×1;

Write(A);

Read(B); B ← B×1;

Write(B);

A	B
25	25
125	
125	
	25
	125
125	125

# Serial Schedules

- As long as we do not execute transactions in parallel and each transaction does not violate the constraints we are good
  - All schedules with no interleaving of transaction operations are called **serial** schedules

# Definition: Serial Schedule

- No transactions are interleaved
  - There exists no two operations from transactions  $T_i$  and  $T_j$  so that both operations are executed before either transaction commits



$$T_1 = r_1(A), w_1(A), r_1(B), w_1(B), c_1$$

$$T_2 = r_2(A), w_2(A), r_2(B), w_2(B), c_2$$

## Serial Schedule

$$S_1 = r_2(A), w_2(A), r_2(B), w_2(B), c_2, r_1(A), w_1(A), r_1(B), w_1(B), c_1$$

## Nonserial Schedule

$$S_2 = r_2(A), w_2(A), r_1(A), w_1(A), r_2(B), w_2(B), c_2, r_1(B), w_1(B), c_1$$

# Compare Classes

**S  $\subset$  ST  $\subset$  CL  $\subset$  RC  $\subset$  ALL**

- Abbreviations
  - S = Serial
  - ST = Strict
  - CL = Cascadeless
  - RC = Recoverable
  - ALL = all possible schedules

All schedules (**ALL**)

Recoverable (**RC**)

Cascadeless (**CL**)

Strict (**ST**)

Serial (**S**)

# Why not serial schedules?

- No concurrency! ☹️

- Want schedules that are “good”, regardless of
  - initial state and
  - transaction semantics
- Only look at order of read and writes

Example:

$Sc = r_1(A)w_1(A)r_2(A)w_2(A)r_1(B)w_1(B)r_2(B)w_2(B)$

# Outline

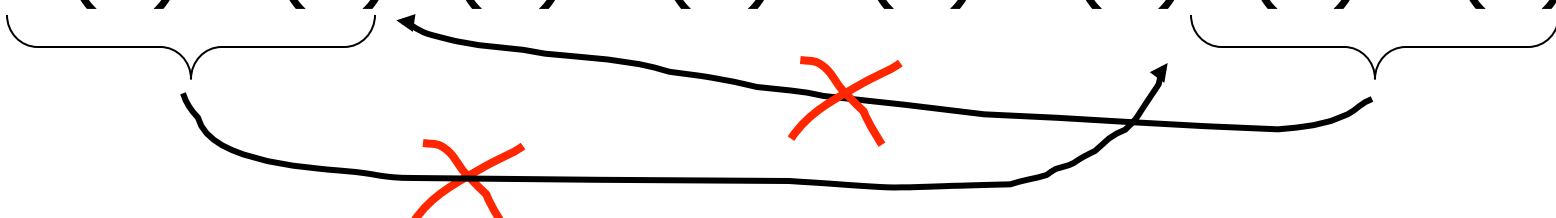
- Since serial schedules have good properties we would like our schedules to behave like (be **equivalent** to) serial schedules
  1. Need to define equivalence based solely on order of operations
  2. Need to define class of schedules which is equivalent to serial schedule
  3. Need to design scheduler that guarantees that we only get these good schedules

Example:

$S_c = r_1(A)w_1(A)r_2(A)w_2(A)r_1(B)w_1(B)r_2(B)w_2(B)$

$S_c' = r_1(A)w_1(A) \underbrace{r_1(B)w_1(B)}_{T_1} \underbrace{r_2(A)w_2(A)r_2(B)w_2(B)}_{T_2}$

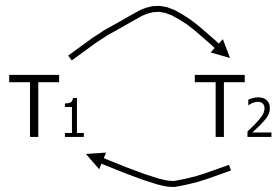
However, for Sd:

$$S_d = \underbrace{r_1(A)w_1(A)}_{\text{Group 1}} \underbrace{r_2(A)w_2(A)}_{\text{Group 2}} \underbrace{r_2(B)w_2(B)}_{\text{Group 3}} \underbrace{r_1(B)w_1(B)}_{\text{Group 4}}$$


- as a matter of fact,  
T<sub>2</sub> must precede T<sub>1</sub>  
in any equivalent schedule,  
i.e., T<sub>2</sub> → T<sub>1</sub>



- $T_2 \rightarrow T_1$
- Also,  $T_1 \rightarrow T_2$



Sd cannot be rearranged  
into a serial schedule



Sd is not “equivalent” to  
any serial schedule



Sd is “bad”

# Returning to Sc

$$Sc = r_1(A)w_1(A)r_2(A)w_2(A)r_1(B)w_1(B)r_2(B)w_2(B)$$

$T_1 \rightarrow T_2$                        $T_1 \rightarrow T_2$

# Returning to Sc

$$Sc = r_1(A)w_1(A)r_2(A)w_2(A)r_1(B)w_1(B)r_2(B)w_2(B)$$

$T_1 \rightarrow T_2$                        $T_1 \rightarrow T_2$

☛ no cycles  $\Rightarrow$  Sc is “equivalent” to a serial schedule  
(in this case  $T_1, T_2$ )

# Concepts

*Transaction:* sequence of  $r_i(x)$ ,  $w_i(x)$  actions

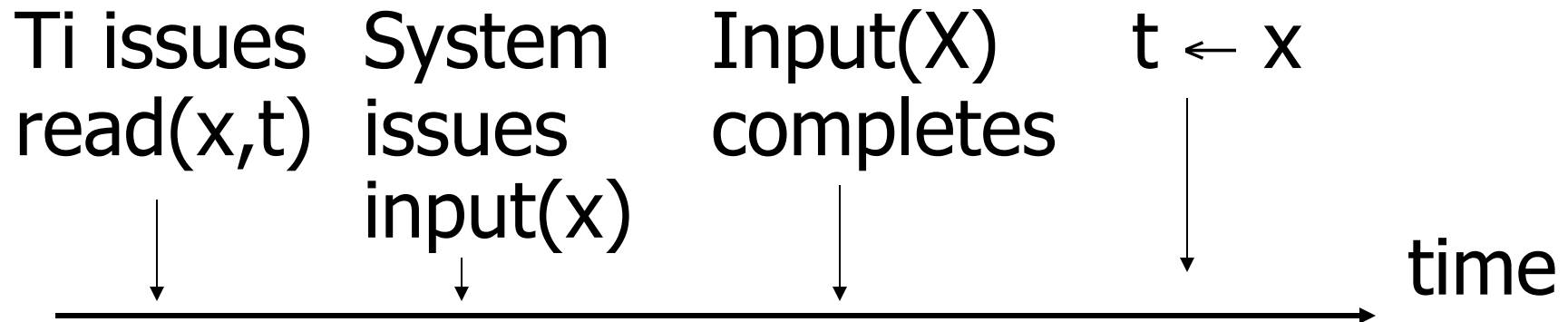
*Conflicting actions:*

$r_1(A)$	$w_2(A)$	$w_1(A)$
$w_2(A)$	$r_1(A)$	$w_2(A)$

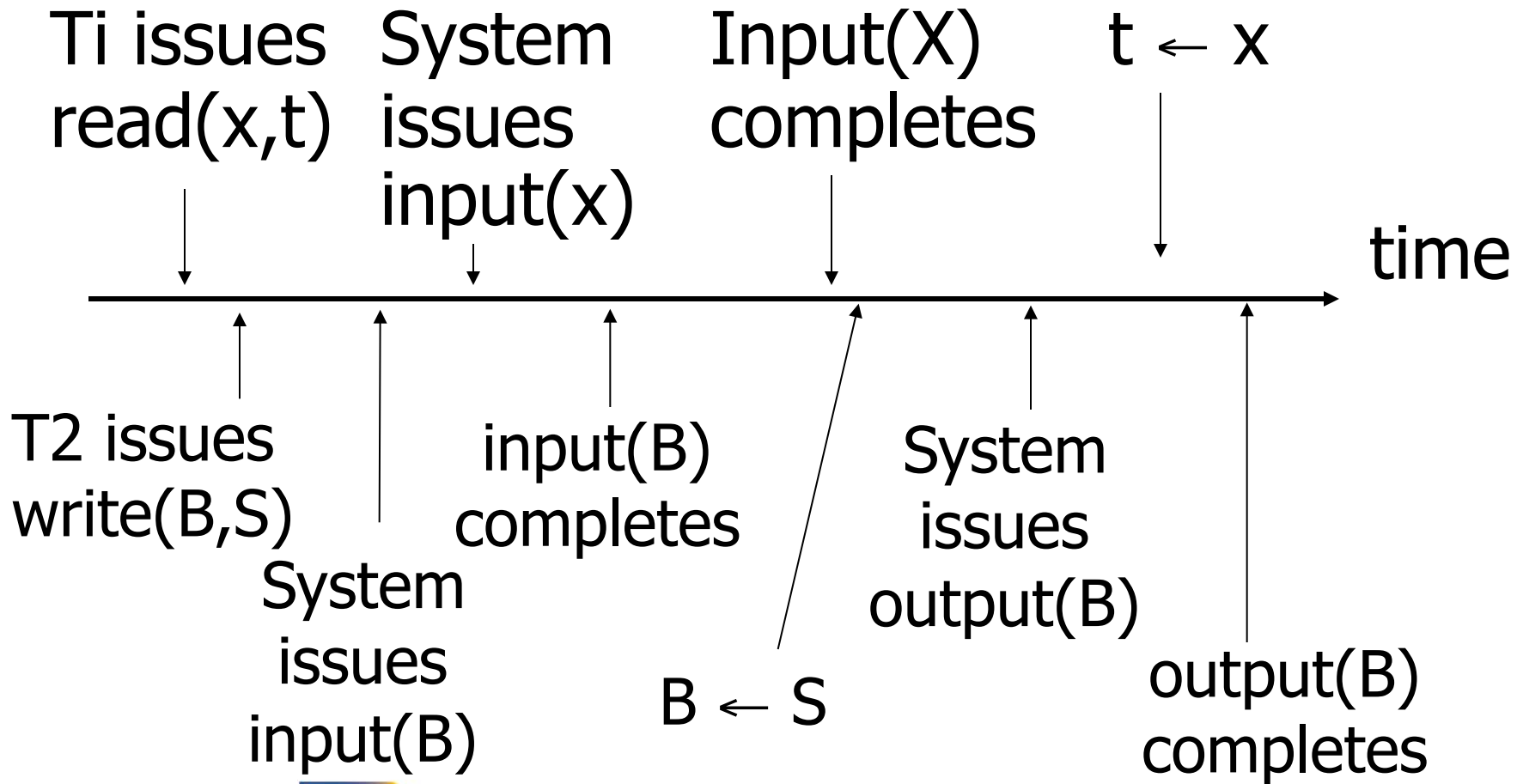
*Schedule:* represents chronological order  
in which actions are executed

*Serial schedule:* no interleaving of actions  
or transactions

# What about concurrent actions?



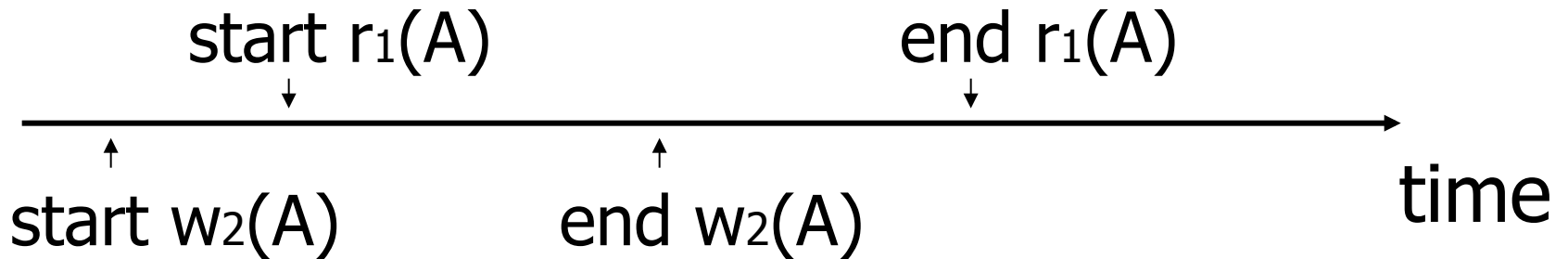
# What about concurrent actions?



So net effect is either

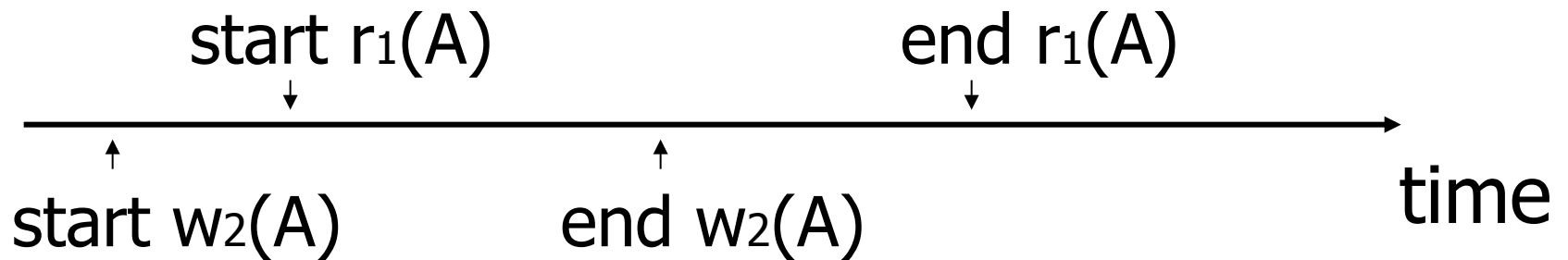
- $S = \dots r_1(x) \dots w_2(b) \dots$  or
- $S = \dots w_2(B) \dots r_1(x) \dots$

# What about conflicting, concurrent actions on same object?





# What about conflicting, concurrent actions on same object?



- Assume equivalent to either  $r_1(A) w_2(A)$   
or  $w_2(A) r_1(A)$
- $\Rightarrow$  low level synchronization mechanism
- Assumption called “atomic actions”

# Outline

- Since serial schedules have good properties we would like our schedules to behave like (be **equivalent** to) serial schedules
  1. Need to define equivalence based solely on order of operations
  2. Need to define class of schedules which is equivalent to serial schedule
  3. Need to design scheduler that guarantees that we only get these good schedules

# Conflict Equivalence

- Define equivalence based on the order of conflicting actions

# Definition

$S_1, S_2$  are conflict equivalent schedules if  $S_1$  can be transformed into  $S_2$  by a series of swaps on non-conflicting actions.

Alternatively:

If the order of conflicting actions in  $S_1$  and  $S_2$  is the same

# Outline

- Since serial schedules have good properties we would like our schedules to behave like (be **equivalent** to) serial schedules
  1. Need to define equivalence based solely on order of operations
  2. Need to define class of schedules which is equivalent to serial schedule
  3. Need to design scheduler that guarantees that we only get these good schedules

# Definition

A schedule is conflict serializable (**CSR**) if it is conflict equivalent to some serial schedule.

# How to check?

- Compare orders of all conflicting operations
- Can be simplified because there is some redundant information here, e.g.,

$$S_1 = w_2(A), w_2(B), r_1(A), w_1(B)$$

- $W_2(A)$  conflicts with  $R_1(A)$
- $W_2(B)$  conflicts with  $W_1(B)$
- Both imply that  $T_2$  has to be executed before  $T_1$  in any equivalent serial schedule

# Conflict graph $P(S)$ ( $S$ is schedule)

Nodes: transactions in  $S$

Arcs:  $T_i \rightarrow T_j$  whenever

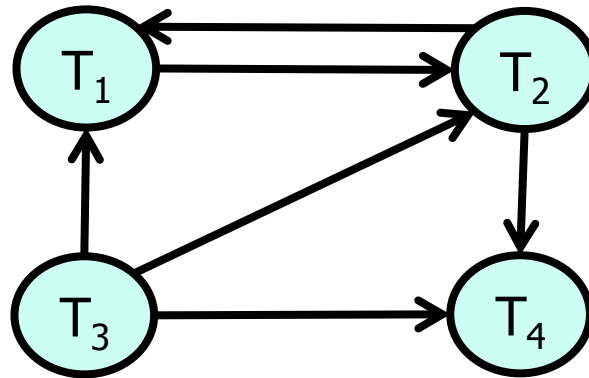
- $p_i(A), q_j(A)$  are actions in  $S$
- $p_i(A) <_S q_j(A)$
- at least one of  $p_i, q_j$  is a write





# Exercise:

- What is  $P(S)$  for  
 $S = w_3(A) w_2(C) r_1(A) w_1(B) r_1(C) w_2(A) r_4(A) w_4(D)$

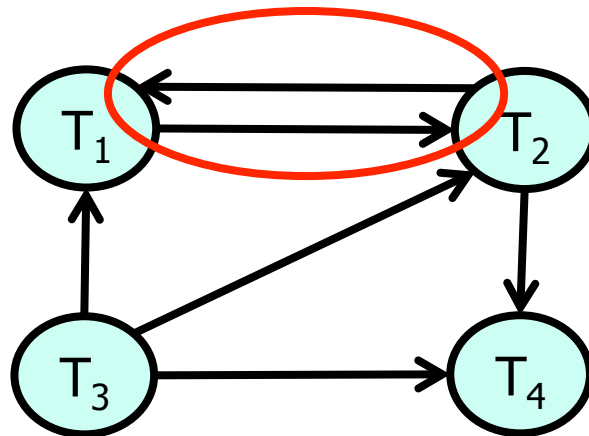


- Is  $S$  serializable?

# Exercise:

- What is  $P(S)$  for

$S = w_3(A) w_2(C) r_1(A) w_1(B) r_1(C) w_2(A) r_4(A) w_4(D)$



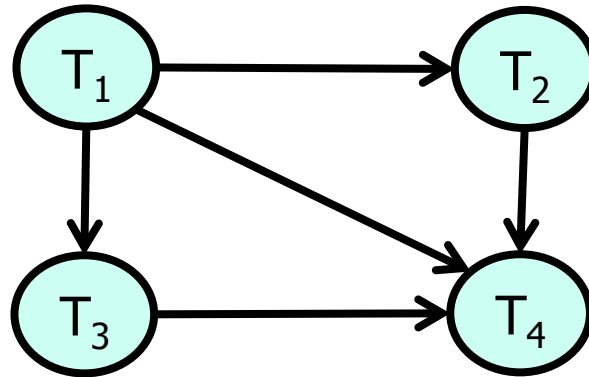
- Is  $S$  serializable?

# Another Exercise:

- What is  $P(S)$  for  
 $S = w_1(A) r_2(A) r_3(A) w_4(A) ?$

# Another Exercise:

- What is  $P(S)$  for  
 $S = w_1(A) r_2(A) r_3(A) w_4(A) ?$



# Lemma

$S_1, S_2$  conflict equivalent  $\Rightarrow P(S_1) = P(S_2)$

# Lemma

$S_1, S_2$  conflict equivalent  $\Rightarrow P(S_1)=P(S_2)$

Proof:  $(a \rightarrow b$  same as  $\neg b \rightarrow \neg a)$

Assume  $P(S_1) \neq P(S_2)$

$\Rightarrow \exists T_i: T_i \rightarrow T_j$  in  $S_1$  and not in  $S_2$

$\Rightarrow S_1 = \dots p_i(A) \dots q_j(A) \dots$   
 $S_2 = \dots q_j(A) \dots p_i(A) \dots$   $\left. \begin{array}{l} p_i, q_j \\ \text{conflict} \end{array} \right\}$

$\Rightarrow S_1, S_2$  not conflict equivalent

Note:  $P(S_1)=P(S_2) \not\Rightarrow S_1, S_2$  conflict equivalent



Note:  $P(S_1)=P(S_2) \not\Rightarrow S_1, S_2$  conflict equivalent

Counter example:

$S_1 = w_1(A) \ r_2(A) \quad w_2(B) \ r_1(B)$

$S_2 = r_2(A) \ w_1(A) \quad r_1(B) \ w_2(B)$

# Theorem

$P(S_1)$  acyclic  $\iff S_1$  conflict serializable

( $\Leftarrow$ ) Assume  $S_1$  is conflict serializable

$\Rightarrow \exists S_s: S_s, S_1$  conflict equivalent

$\Rightarrow P(S_s) = P(S_1)$

$\Rightarrow P(S_1)$  acyclic since  $P(S_s)$  is acyclic

# Theorem

$P(S_1)$  acyclic  $\iff S_1$  conflict serializable

$(\implies)$  Assume  $P(S_1)$  is acyclic

Transform  $S_1$  as follows:

(1) Take  $T_1$  to be transaction with no incident arcs

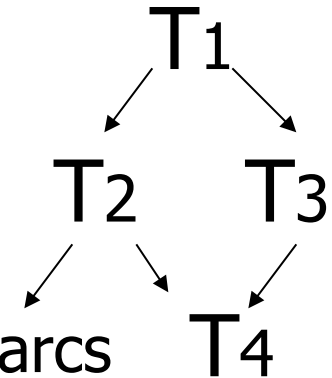
(2) Move all  $T_1$  actions to the front

$S_1 = \dots q_j(A) \dots p_1(A) \dots$



(3) we now have  $S_1 = \langle T_1 \text{ actions} \rangle \langle \dots \text{rest} \dots \rangle$

(4) repeat above steps to serialize rest!



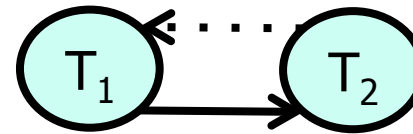
# What's the damage?

- Classification of “bad” things that can happen in “bad” schedules
  - Dirty reads
  - Non-repeatable reads
  - Phantom reads (later)

# Dirty Read

- A transaction  $T_1$  read a value that has been updated by an uncommitted transaction  $T_2$
- If  $T_2$  aborts then the value read by  $T_1$  is invalid

# Dirty Read



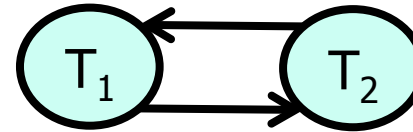
$T_1$	$T_2$	
Read(A), $A += 100$ Write(A);		$A = 50$ $T_1: A = 150$ $A = 150$
Abort	Read(A), $A += 200$  Write(A);	$T_2: A = 350$

$S_1 = r_1(A), w_1(A), r_2(A), a_1, w_2(A)$

# Non-repeatable Read

- A transaction  $T_1$  reads items; some before and some after an update of these item by a transaction  $T_2$
- Problem
  - Repeated reads of the same item see different values
  - Some values are modified and some are not

# Inconsistent Read



$T_1$	$T_2$	
Read(A)		$A = 100$
	Read(A), $A \neq 2$	$A = 50$
	Write(A)	
	Commit	
Read(A)		$A = 50$
Commit		

$$S_1 = r_1(A), r_2(A), w_2(A), c_2, r_1(A), c_1$$



# How to enforce serializable schedules?

*Option 1:* run system, recording  $P(S)$ ;  
at end of day, check for  $P(S)$   
cycles and declare if execution  
was good

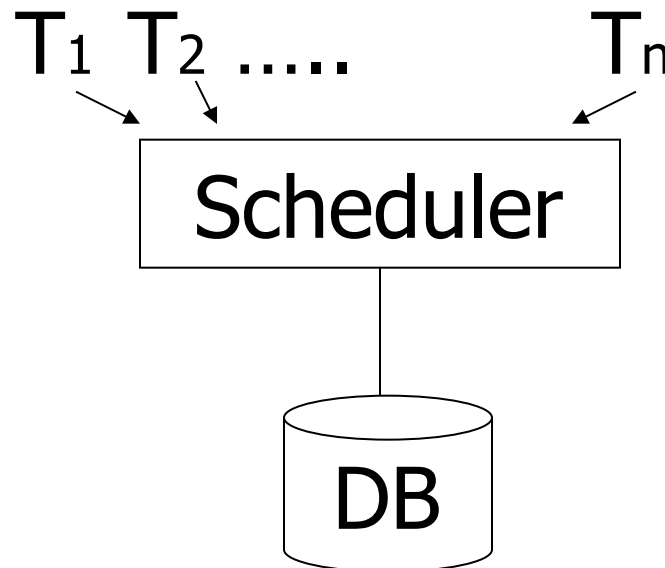
# How to enforce serializable schedules?

*Option 1:* run system, recording  $P(S)$ ;  
at end of day, check for  $P(S)$   
cycles and declare if execution  
was good

This is called **optimistic concurrency control**

# How to enforce serializable schedules?

*Option 2:* prevent P(S) cycles from occurring



# How to enforce serializable schedules?

*Option 2:* prevent P(S) cycles from occurring

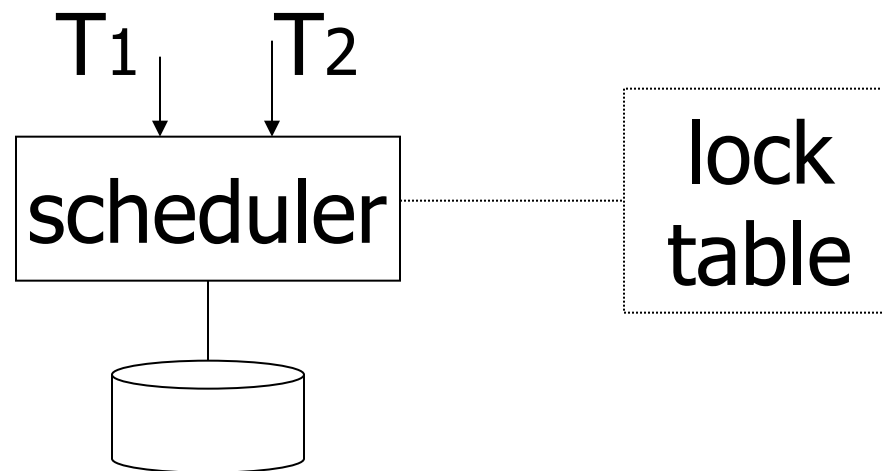
This is called **pessimistic concurrency control**

# A locking protocol

Two new actions:

lock (exclusive):  $li(A)$

unlock:  $ui(A)$



# Rule #1: Well-formed transactions

$T_i: \dots l_i(A) \dots p_i(A) \dots u_i(A) \dots$

- 1) Transaction has to lock  $A$  before it can access  $A$
- 2) Transaction has to unlock  $A$  eventually
- 3) Transaction cannot access  $A$  after unlock



# Exercise:

- What schedules are legal?

What transactions are well-formed?

$$S_1 = l_1(A)l_1(B)r_1(A)w_1(B)l_2(B)u_1(A)u_1(B) \\ r_2(B)w_2(B)u_2(B)l_3(B)r_3(B)u_3(B)$$
$$S_2 = l_1(A)r_1(A)w_1(B)u_1(A)u_1(B) \\ l_2(B)r_2(B)w_2(B)l_3(B)r_3(B)u_3(B)$$
$$S_3 = l_1(A)r_1(A)u_1(A)l_1(B)w_1(B)u_1(B) \\ l_2(B)r_2(B)w_2(B)u_2(B)l_3(B)r_3(B)u_3(B)$$



# Exercise:

- What schedules are legal?

What transactions are well-formed?

S1 =  $l_1(A)l_1(B)r_1(A)w_1(B)l_2(B)u_1(A)u_1(B)$

$r_2(B)w_2(B)u_2(B)l_3(B)r_3(B)u_3(B)$

S2 =  $l_1(A)r_1(A)w_1(B)u_1(A)u_1(B)$

$l_2(B)r_2(B)w_2(B)l_3(B)r_3(B)u_3(B)$

S3 =  $l_1(A)r_1(A)u_1(A)l_1(B)w_1(B)u_1(B)$

$l_2(B)r_2(B)w_2(B)u_2(B)l_3(B)r_3(B)u_3(B)$

# Schedule F

T1

$l_1(A); \text{Read}(A)$

$A \leftarrow A + 100; \text{Write}(A); u_1(A)$

$l_1(B); \text{Read}(B)$

$B \leftarrow B + 100; \text{Write}(B); u_1(B)$

T2

$l_2(A); \text{Read}(A)$

$A \leftarrow Ax2; \text{Write}(A); u_2(A)$

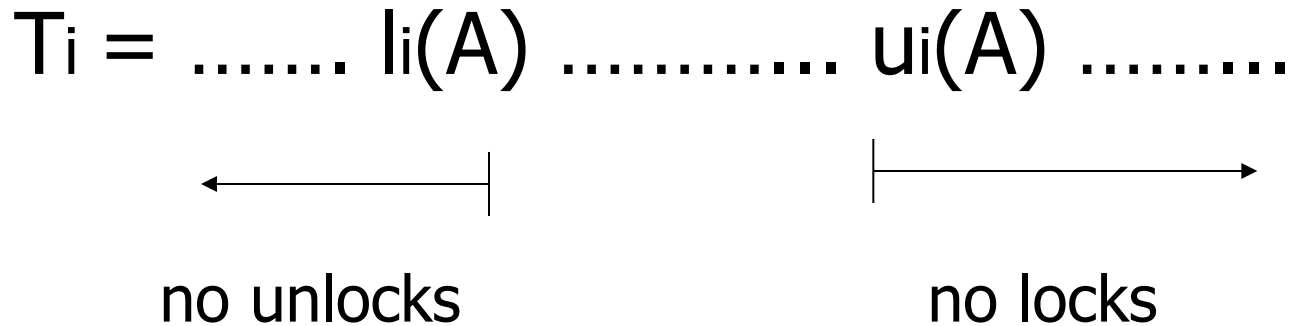
$l_2(B); \text{Read}(B)$

$B \leftarrow Bx2; \text{Write}(B); u_2(B)$

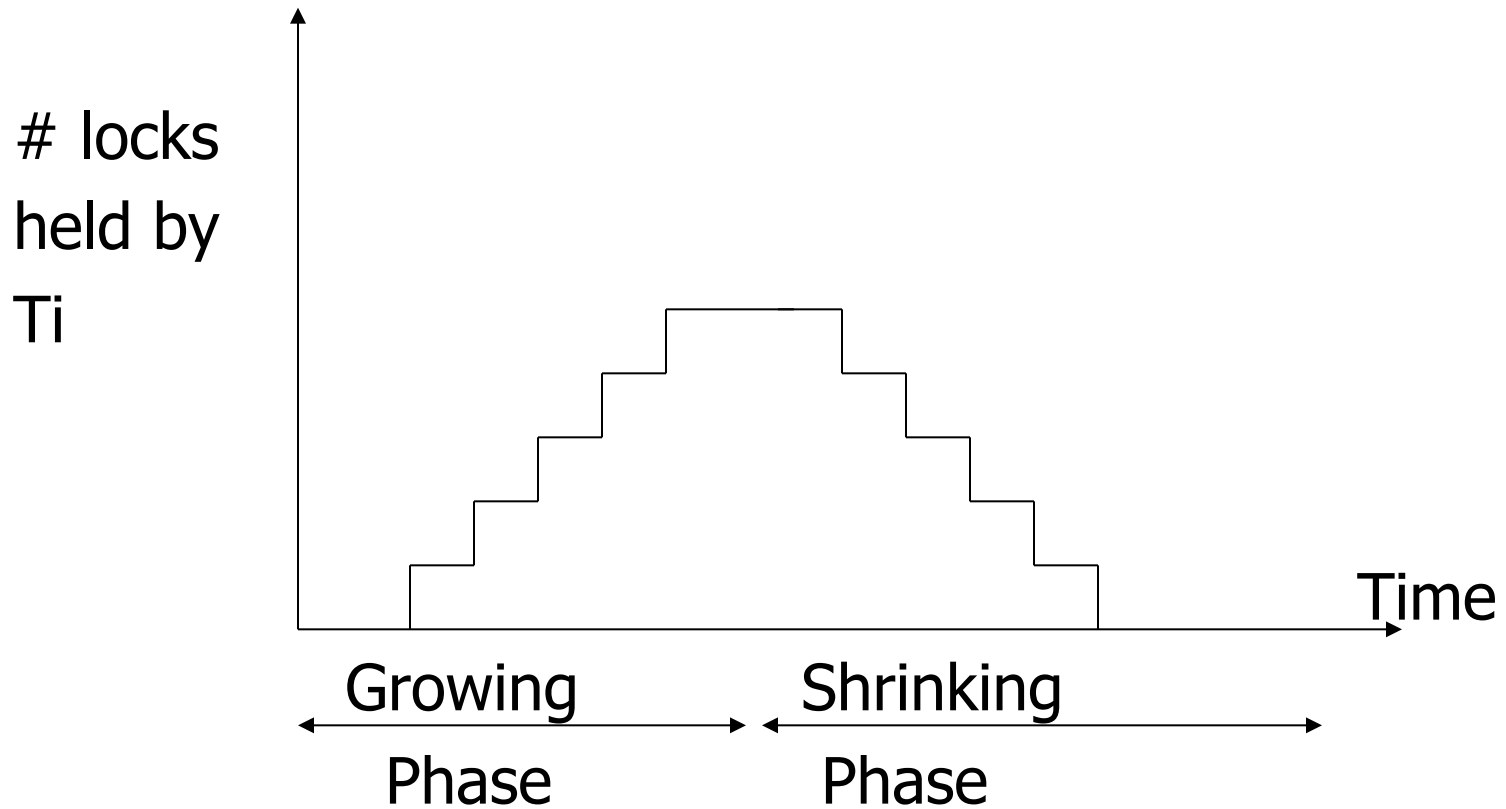
# Schedule F

		A	B
T1	T2	25	25
$l_1(A); \text{Read}(A)$			
$A \leftarrow A + 100; \text{Write}(A); u_1(A)$		125	
	$l_2(A); \text{Read}(A)$		
	$A \leftarrow A \times 2; \text{Write}(A); u_2(A)$	250	
	$l_2(B); \text{Read}(B)$		
	$B \leftarrow B \times 2; \text{Write}(B); u_2(B)$		50
$l_1(B); \text{Read}(B)$			
$B \leftarrow B + 100; \text{Write}(B); u_1(B)$			150
		250	150

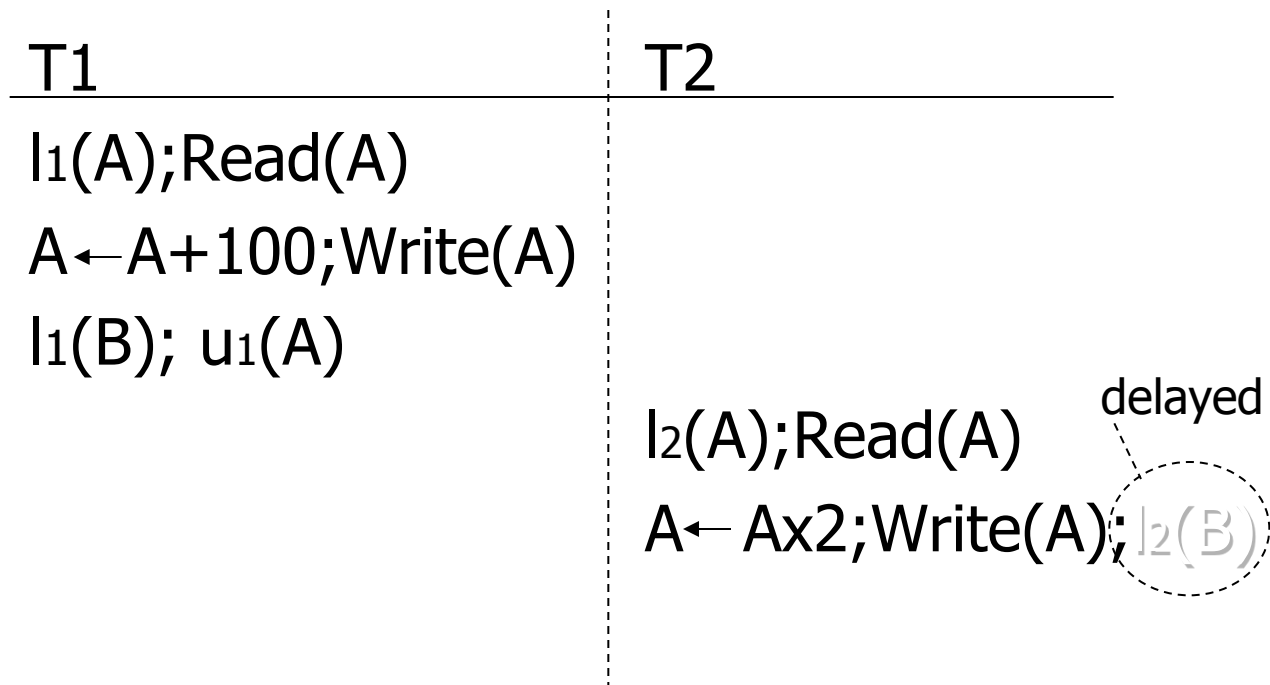
# Rule #3 Two phase locking (**2PL**) for transactions



5) A transaction does not require new locks after its first unlock operation



# Schedule G



# Schedule G

T1

$l_1(A); \text{Read}(A)$

$A \leftarrow A + 100; \text{Write}(A)$

$l_1(B); u_1(A)$

$\text{Read}(B); B \leftarrow B + 100$

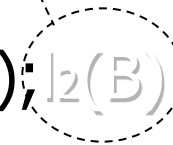
$\text{Write}(B); u_1(B)$

T2

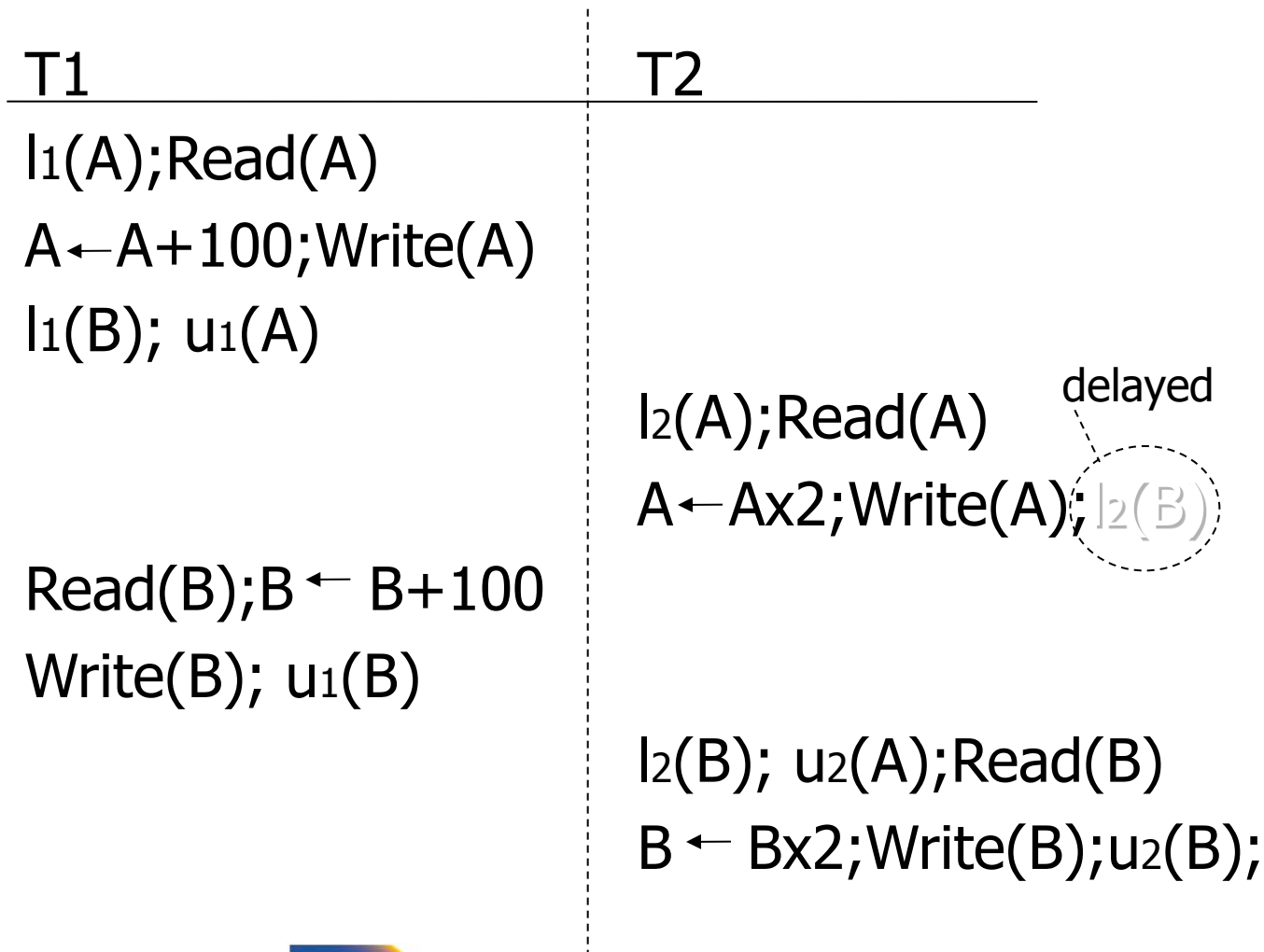
$l_2(A); \text{Read}(A)$

$A \leftarrow A \times 2; \text{Write}(A); l_2(B)$

delayed

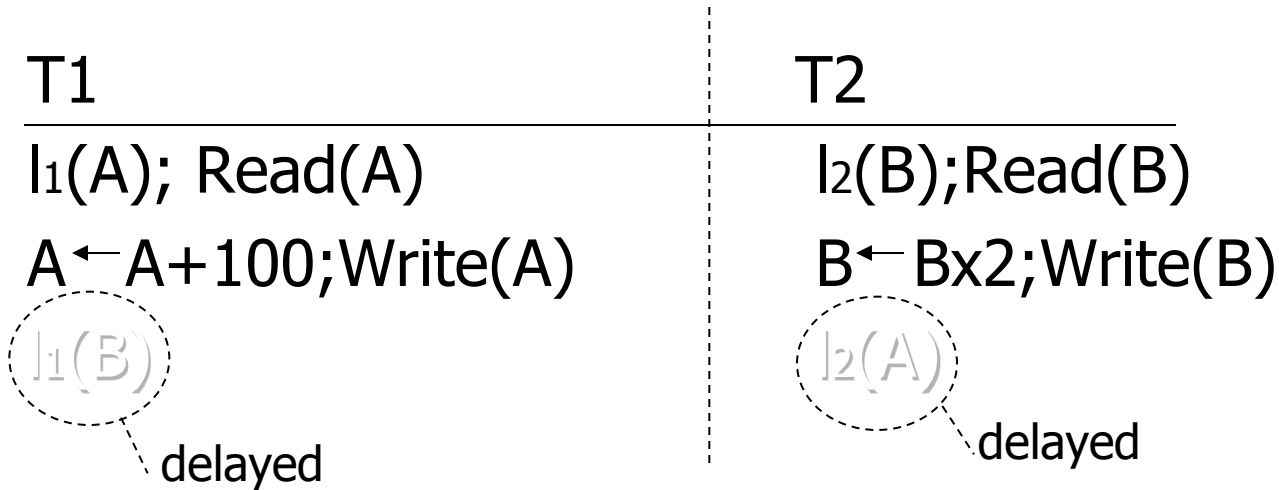


# Schedule G






# Schedule H (T<sub>2</sub> reversed)



# Deadlock

- Two or more transactions are waiting for each other to release a lock
- In the example
  - $T_1$  is waiting for  $T_2$  and is making no progress
  - $T_2$  is waiting for  $T_1$  and is making no progress
  - -> if we do not do anything they would wait forever

- Assume deadlocked transactions are rolled back
  - They have no effect
  - They do not appear in schedule
  - **Come back to that later**

E.g., Schedule H =   
This space intentionally left blank!

Next step:

Show that rules #1,2,3  $\Rightarrow$  conflict-serializable schedules

## Conflict rules for $l_i(A), u_i(A)$ :

- $l_i(A), l_j(A)$  conflict
- $l_i(A), u_j(A)$  conflict

Note: no conflict  $\langle u_i(A), u_j(A) \rangle, \langle l_i(A), r_j(A) \rangle, \dots$

Theorem Rules #1,2,3  $\Rightarrow$  conflict  
(2PL) serializable  
schedule

Theorem Rules #1,2,3  $\Rightarrow$  conflict  
(2PL) serializable  
schedule

To help in proof:

Definition  $\text{Shrink}(T_i) = \text{SH}(T_i) =$   
first unlock  
action of  $T_i$

# Lemma

$T_i \rightarrow T_j \text{ in } S \Rightarrow SH(T_i) <_S SH(T_j)$



## Lemma

$T_i \rightarrow T_j \text{ in } S \Rightarrow SH(T_i) <_S SH(T_j)$

## Proof of lemma:

$T_i \rightarrow T_j$  means that

$S = \dots p_i(A) \dots q_j(A) \dots;$   $p, q$  conflict

By rules 1,2:

$S = \dots p_i(A) \dots u_i(A) \dots l_j(A) \dots q_j(A) \dots$

## Lemma

$T_i \rightarrow T_j \text{ in } S \Rightarrow SH(T_i) <_S SH(T_j)$


### Proof of lemma:

$T_i \rightarrow T_j$  means that

$S = \dots p_i(A) \dots q_j(A) \dots$ ;  $p, q$  conflict

By rules 1,2:

$S = \dots p_i(A) \dots u_i(A) \dots l_j(A) \dots q_j(A) \dots$



By rule 3:  $SH(T_i)$   $SH(T_j)$

So,  $SH(T_i) <_S SH(T_j)$

Theorem Rules #1,2,3  $\Rightarrow$  conflict  
(2PL) serializable  
schedule

Proof:

(1) Assume  $P(S)$  has cycle

$$T_1 \rightarrow T_2 \rightarrow \dots \rightarrow T_n \rightarrow T_1$$

(2) By lemma:  $SH(T_1) < SH(T_2) < \dots < SH(T_1)$

(3) Impossible, so  $P(S)$  acyclic

(4)  $\Rightarrow S$  is conflict serializable

# 2PL subset of Serializable

**$S \subset 2PL \subset CSRC \subset ALL$**

All schedules (**ALL**)

Conflict Serializable (**CSR**)

2PL (**2PL**)

Serial (**S**)

S1: w1(x) w3(x) w2(y) w1(y)

- S1 cannot be achieved via 2PL:  
The lock by T1 for y must occur after w2(y), so the unlock by T1 for x must occur after this point (and before w1(x)). Thus, w3(x) cannot occur under 2PL where shown in S1 because T1 holds the x lock at that point.
- However, S1 is serializable (equivalent to T2, T1, T3).

If you need a bit more practice:

Are our schedules  $S_C$  and  $S_D$  2PL schedules?

$S_C$ :  $w1(A)$   $w2(A)$   $w1(B)$   $w2(B)$

$S_D$ :  $w1(A)$   $w2(A)$   $w2(B)$   $w1(B)$

- Beyond this simple **2PL** protocol, it is all a matter of improving performance and allowing more concurrency....
  - Shared locks
  - Multiple granularity
  - Avoid Deadlocks
  - Inserts, deletes and phantoms
  - Other types of C.C. mechanisms
    - Multiversioning concurrency control



# Shared locks

So far:

$S = \dots l_1(A) r_1(A) u_1(A) \dots l_2(A) r_2(A) u_2(A) \dots$

Do not conflict



# Shared locks

So far:

$S = \dots l_1(A) r_1(A) u_1(A) \dots l_2(A) r_2(A) u_2(A) \dots$

Do not conflict



Instead:

$S = \dots l_{s1}(A) r_1(A) l_{s2}(A) r_2(A) \dots u_{s1}(A) u_{s2}(A)$

## Lock actions

$l-t_i(A)$ : lock A in t mode (t is S or X)

$u-t_i(A)$ : unlock t mode (t is S or X)

## Shorthand:

$u_i(A)$ : unlock whatever modes

$T_i$  has locked A

# Rule #1 Well formed transactions

$T_i = \dots I-S_1(A) \dots r_1(A) \dots u_1(A) \dots$

$T_i = \dots I-X_1(A) \dots w_1(A) \dots u_1(A) \dots$

- What about transactions that read and write same object?

## Option 1: Request exclusive lock

$T_i = \dots l-X_1(A) \dots r_1(A) \dots w_1(A) \dots u(A) \dots$

- What about transactions that read and write same object?

## Option 2: Upgrade

(E.g., need to read, but don't know if will write...)

$T_i = \dots I-S_1(A) \dots r_1(A) \dots I-X_1(A) \dots w_1(A) \dots u(A) \dots$

Think of

- Get 2nd lock on A, or
- Drop S, get X lock

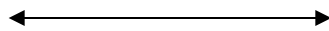
## Rule #2 Legal scheduler

$S = \dots I-S_i(A) \dots \dots u_i(A) \dots$



no  $I-X_j(A)$

$S = \dots I-X_i(A) \dots \dots u_i(A) \dots$



no  $I-X_j(A)$

no  $I-S_j(A)$

# A way to summarize Rule #2

## Compatibility matrix

Comp

	S	X
S	true	false
X	false	false



## Rule # 3      2PL transactions

No change except for upgrades:

(I) If upgrade gets more locks

(e.g.,  $S \rightarrow \{S, X\}$ ) then no change!

(II) If upgrade releases read (shared) lock (e.g.,  $S \rightarrow X$ )

- can be allowed in growing phase

Theorem Rules 1,2,3  $\Rightarrow$  Conf.serializable  
for S/X locks schedules

Proof: similar to X locks case

Detail:

$l-t_i(A), l-r_j(A)$  do not conflict if  $\text{comp}(t,r)$

$l-t_i(A), u-r_j(A)$  do not conflict if  $\text{comp}(t,r)$

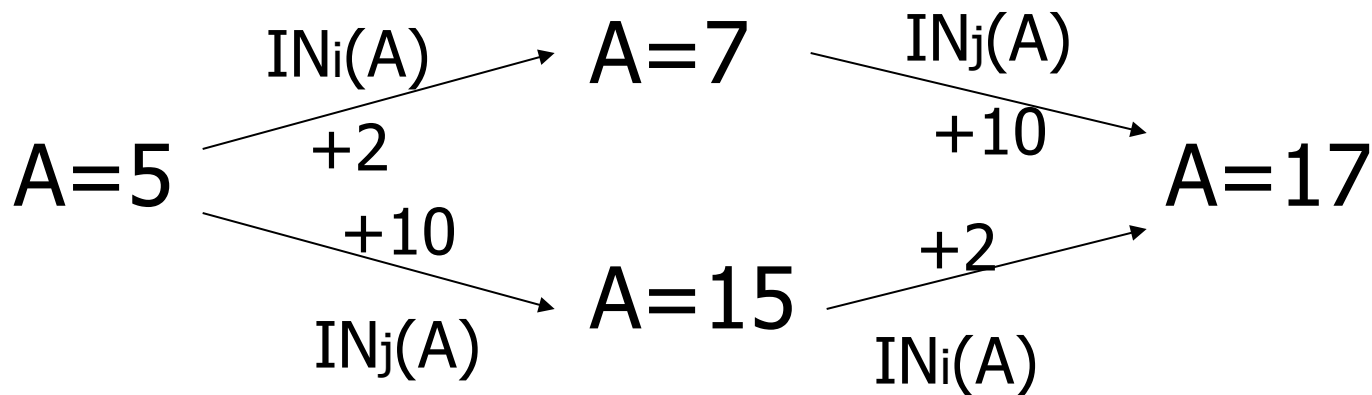
# Lock types beyond S/X

Examples:

- (1) increment lock
- (2) update lock

# Example (1): increment lock

- Atomic increment action:  $IN_i(A)$   
 $\{Read(A); A \leftarrow A+k; Write(A)\}$
- $IN_i(A), IN_j(A)$  do not conflict!



# Comp

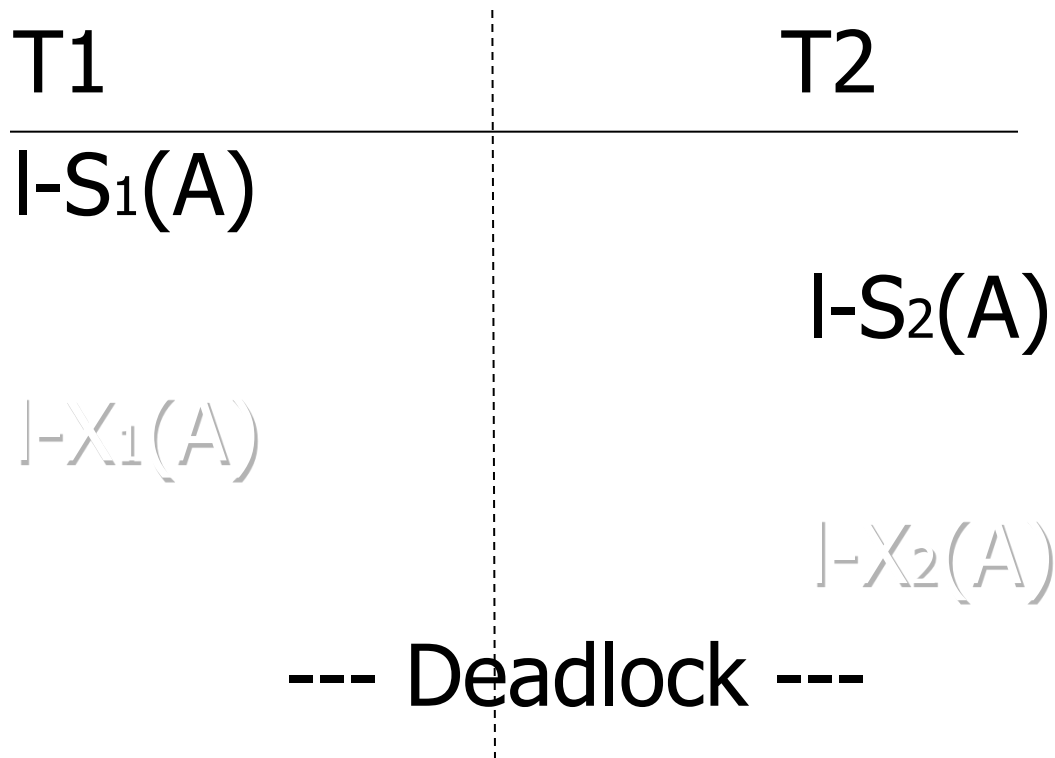
	S	X	I
S			
X			
I			

# Comp

	S	X	I
S	T	F	F
X	F	F	F
I	F	F	T

# Update locks

A common deadlock problem with upgrades:



# Solution

If  $T_i$  wants to read  $A$  and knows it may later want to write  $A$ , it requests update lock (not shared)



# New request

Comp

Lock  
already  
held in

	S	X	U
S			
X			
U			

## New request

Comp

Lock  
already  
held in

	S	X	U
S	T	F	T
X	F	F	F
U	TorF	F	F

-> symmetric table?

Note: object A may be locked in different modes at the same time...

$$S_1 = \dots | -S_1(A) \dots | -S_2(A) \dots | -U_3(A) \dots \left\{ \begin{array}{l} | -S_4(A) \dots ? \\ | -U_4(A) \dots ? \end{array} \right.$$

Note: object A may be locked in different modes at the same time...

$$S_1 = \dots I-S_1(A) \dots I-S_2(A) \dots I-U_3(A) \dots \left\{ \begin{array}{l} I-S_4(A) \dots ? \\ I-U_4(A) \dots ? \end{array} \right.$$

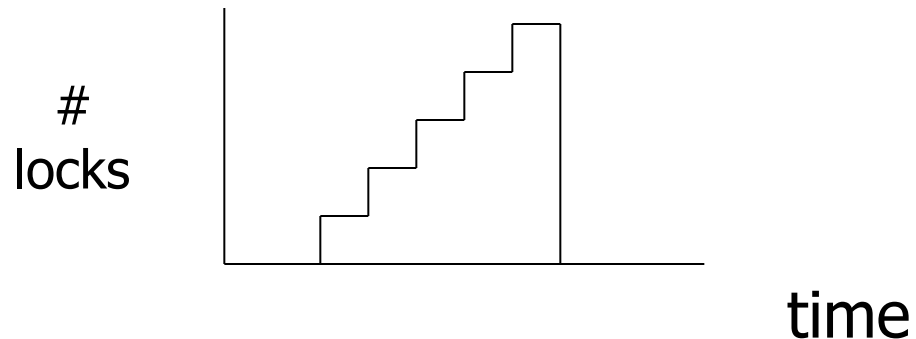
- To grant a lock in mode t, mode t must be compatible with all currently held locks on object

# How does locking work in practice?

- Every system is different  
(E.g., may not even provide  
CONFLICT-SERIALIZABLE schedules)
- But here is one (simplified) way ...

# Sample Locking System:

- (1) Don't trust transactions to request/release locks
- (2) Hold all locks until transaction commits



# Strict Strong 2PL (**SS2PL**)

- 2PL + (2) from the last slide
- All locks are held until transaction end
- Compare with schedule class **strict (ST)** we defined for recovery
  - A transaction never reads or writes items written by an uncommitted transactions
- **SS2PL = (ST  $\cap$  2PL)**

All schedules (**ALL**)

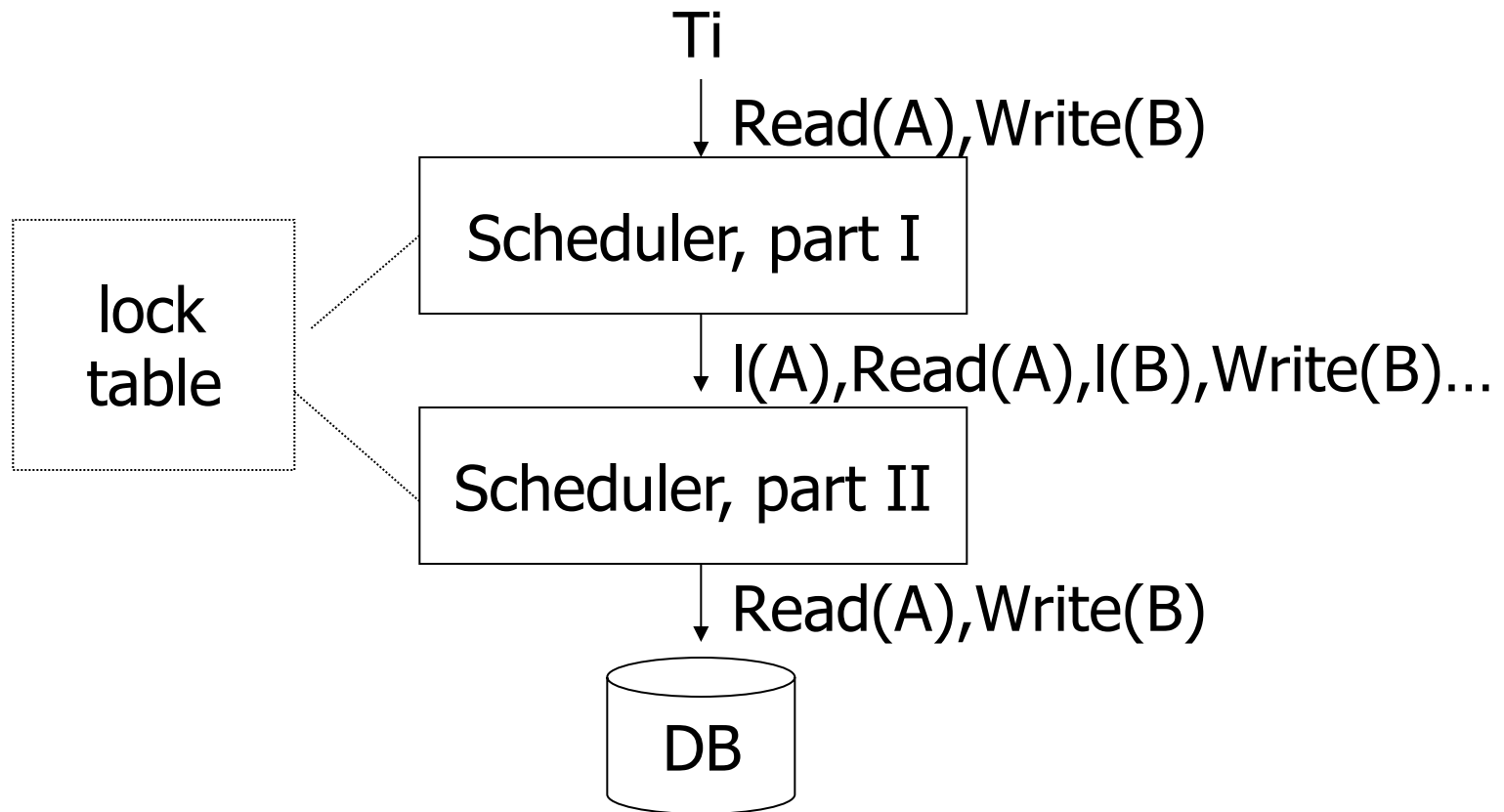
Conflict Serializable (**CSR**)

2PL (**2PL**)

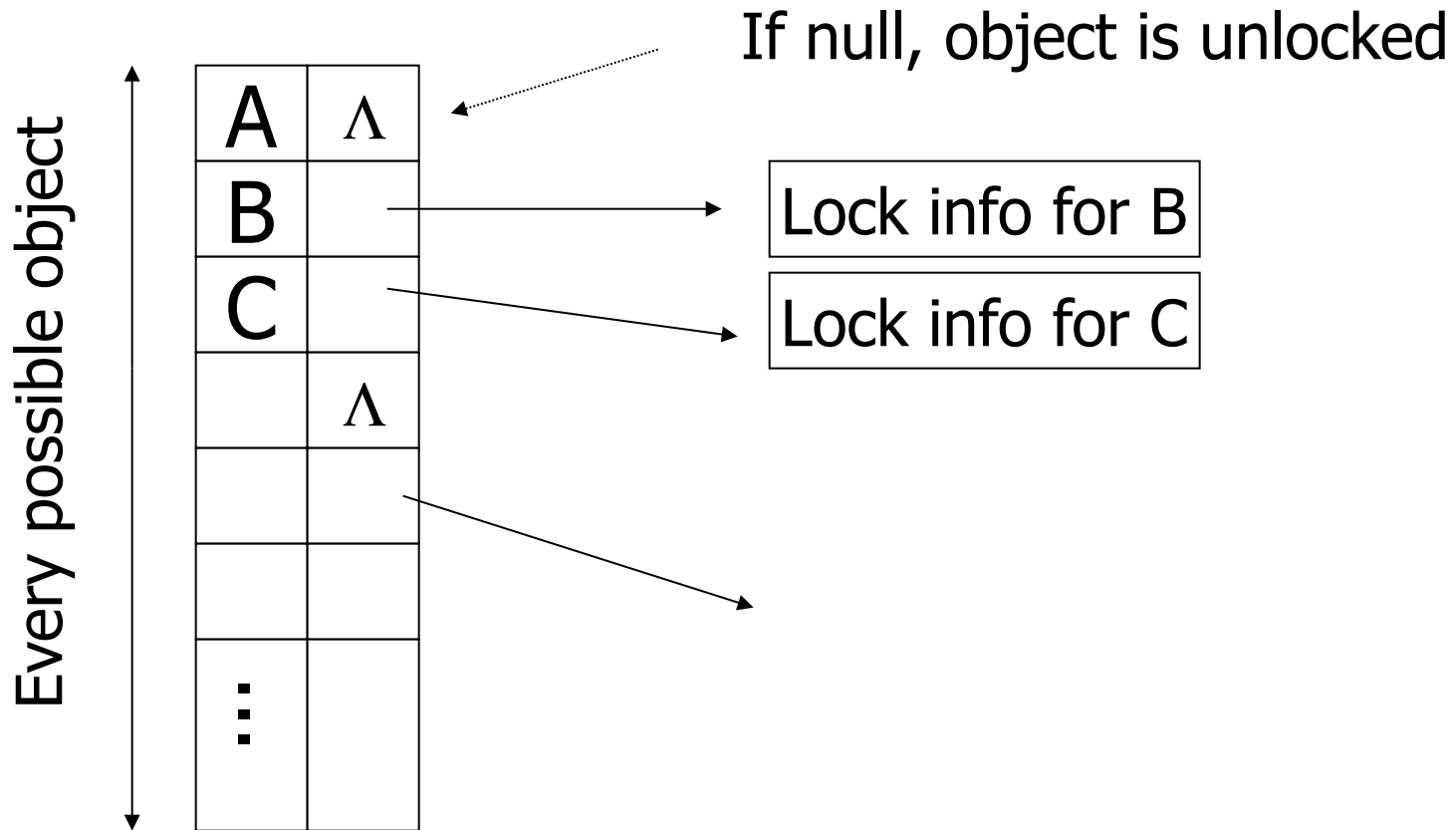
SS2PL (**SS2PL**)

Serial (**S**)

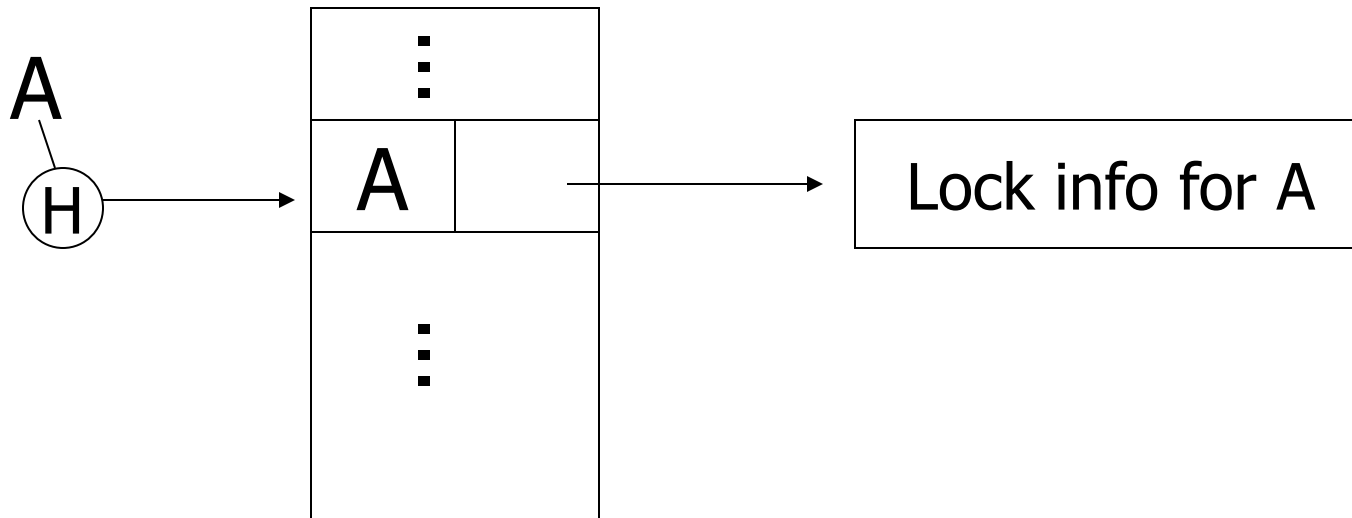




# Lock table      Conceptually

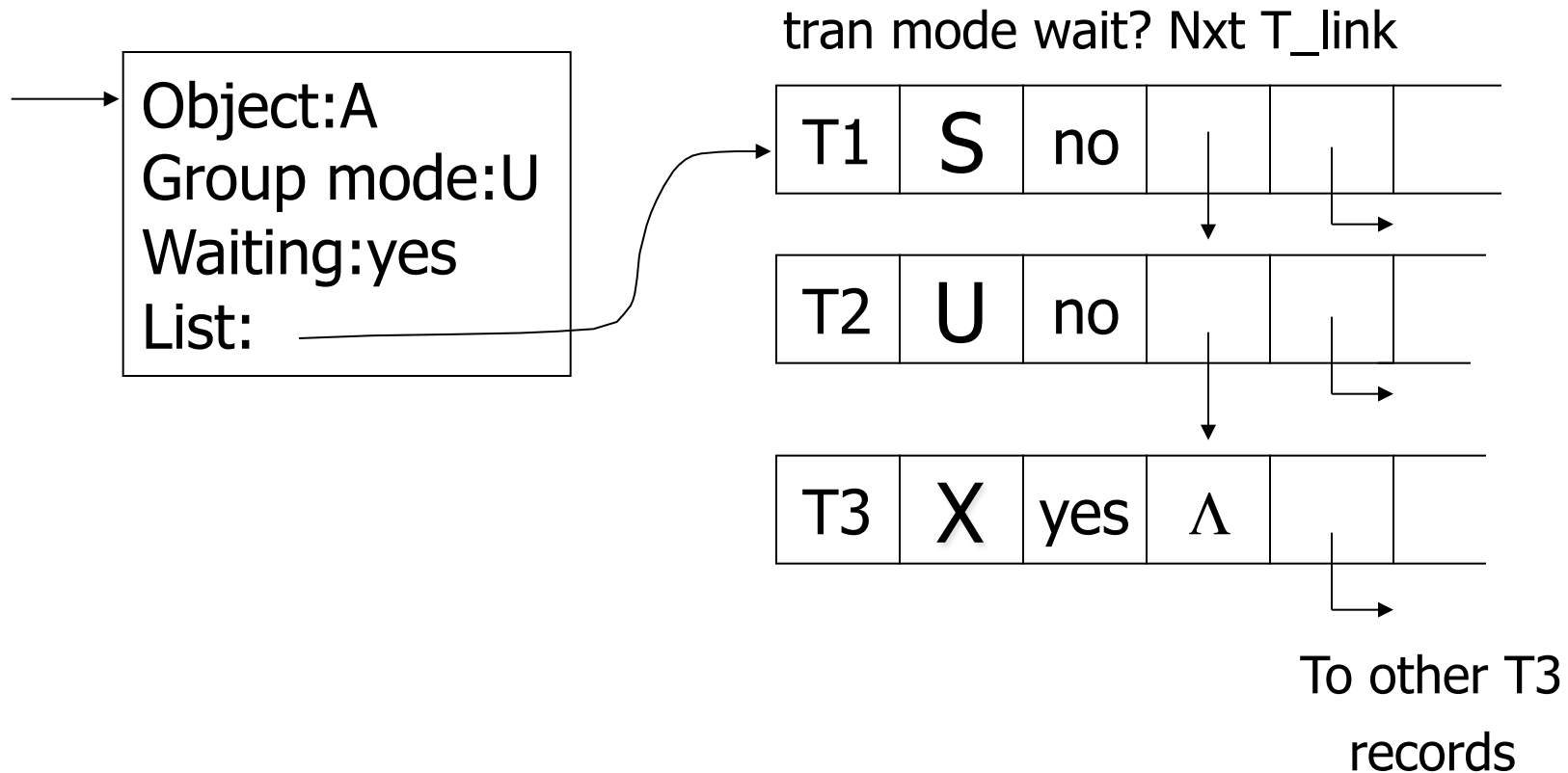


# But use hash table:




If object not found in hash table, it is unlocked

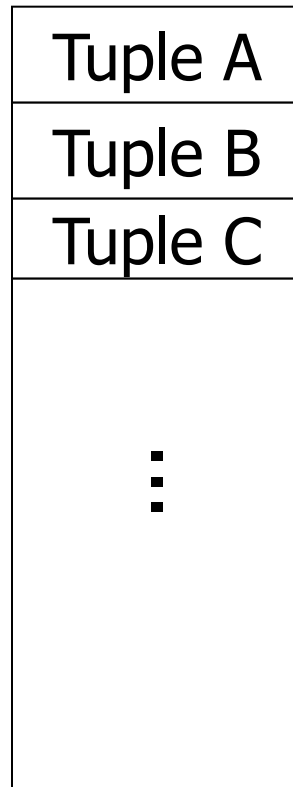
# Lock info for A - example



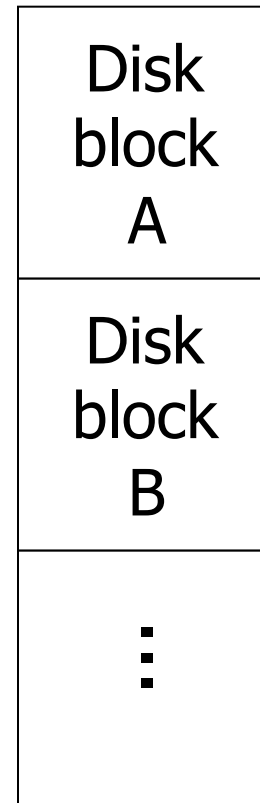
# What are the objects we lock?



DB



DB



DB

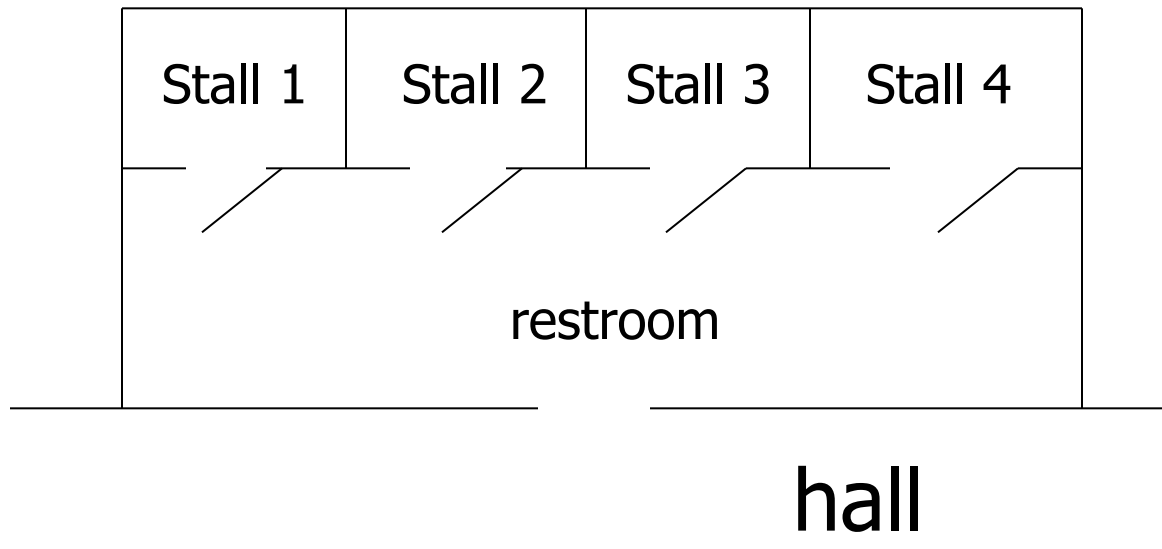
?

- Locking works in any case, but should we choose small or large objects?

- Locking works in any case, but should we choose small or large objects?
- If we lock large objects (e.g., Relations)
  - Need few locks
  - Low concurrency
- If we lock small objects (e.g., tuples, fields)
  - Need more locks
  - More concurrency

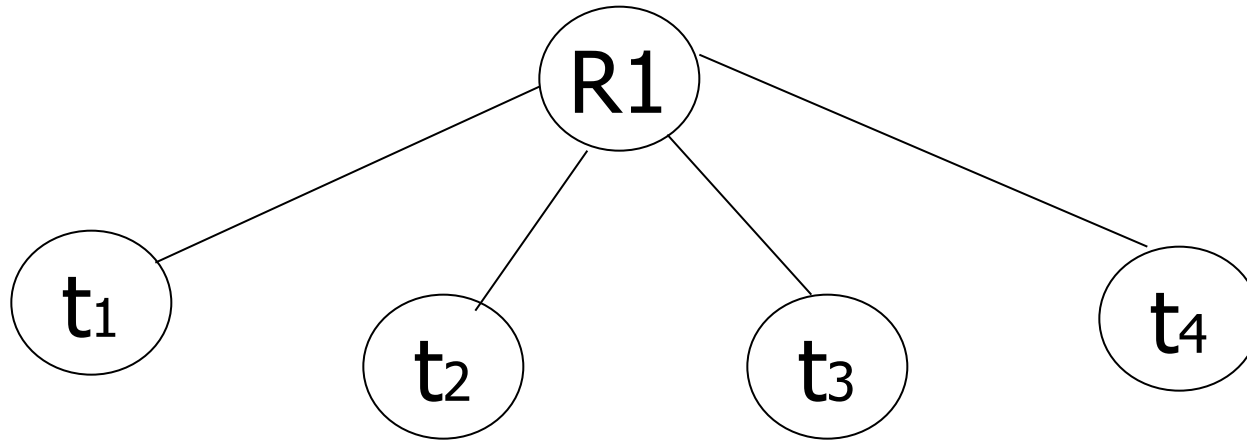
# We can have it both ways!!

Ask any janitor to give you the solution...

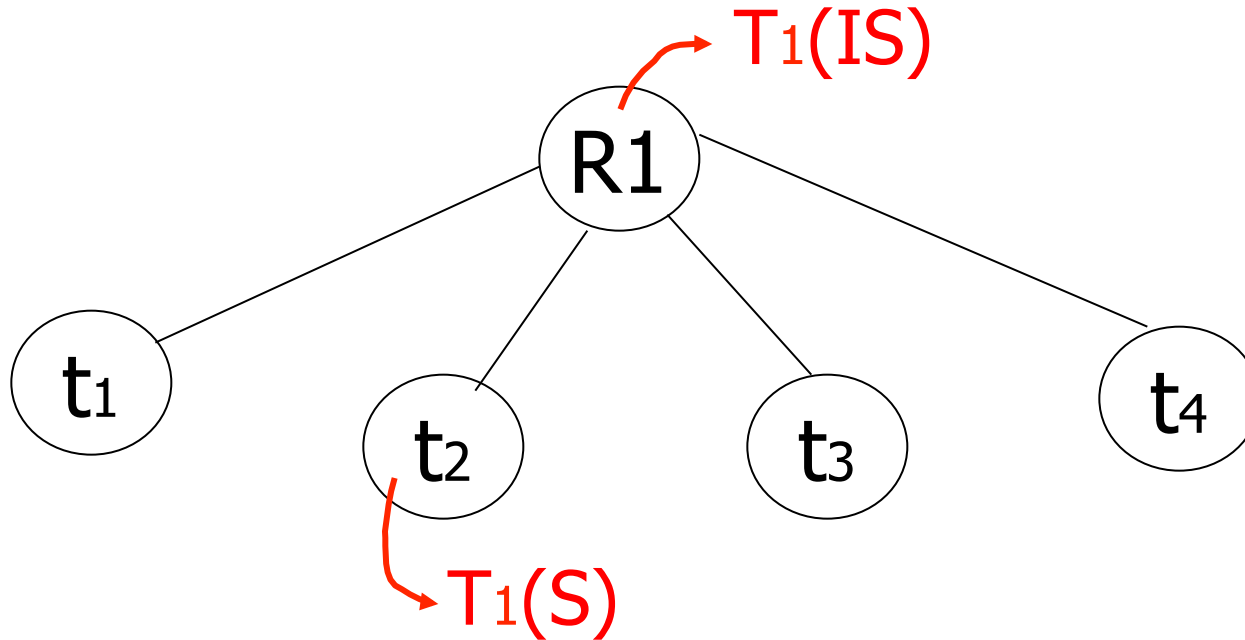




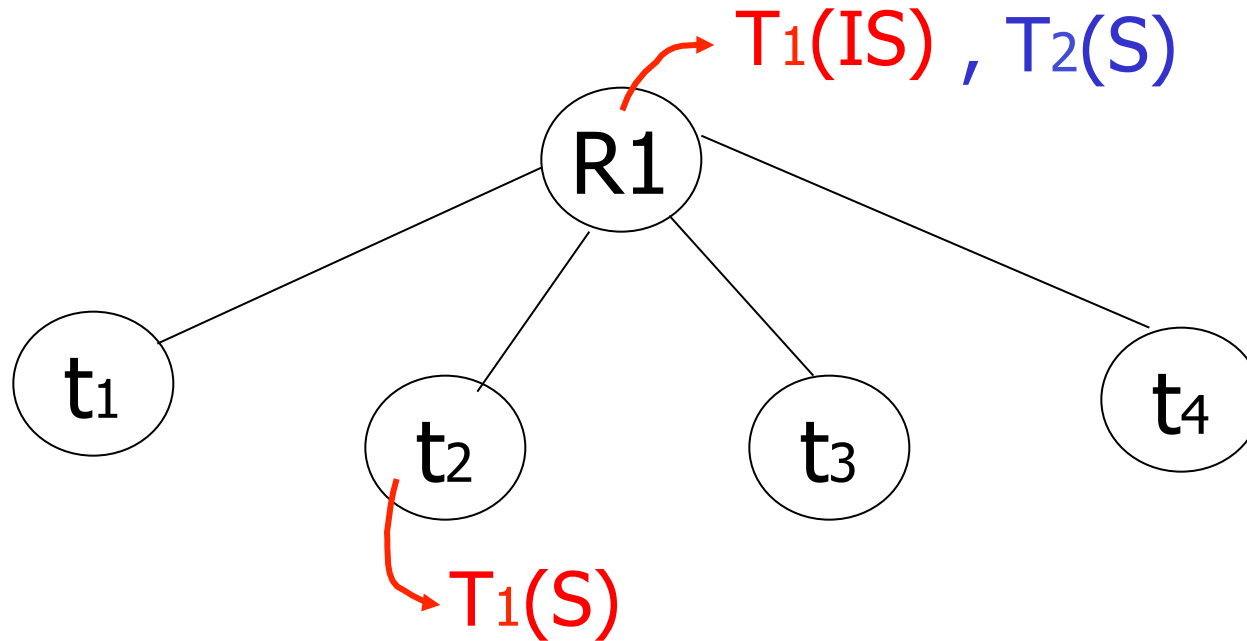
# Example



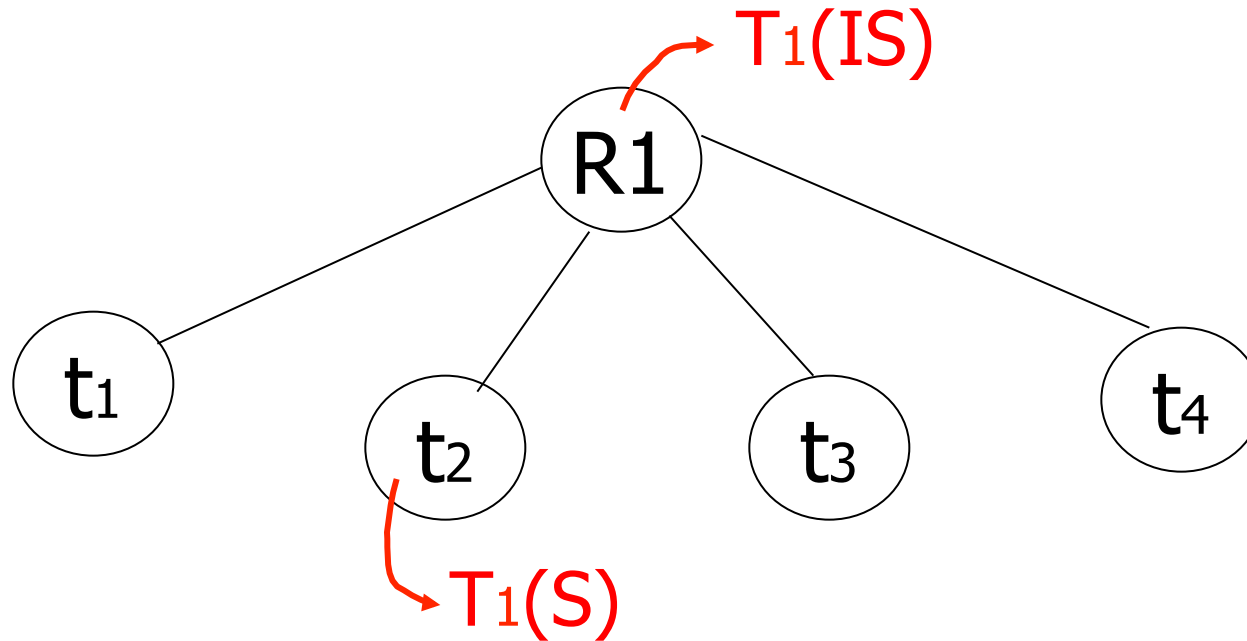
# Example



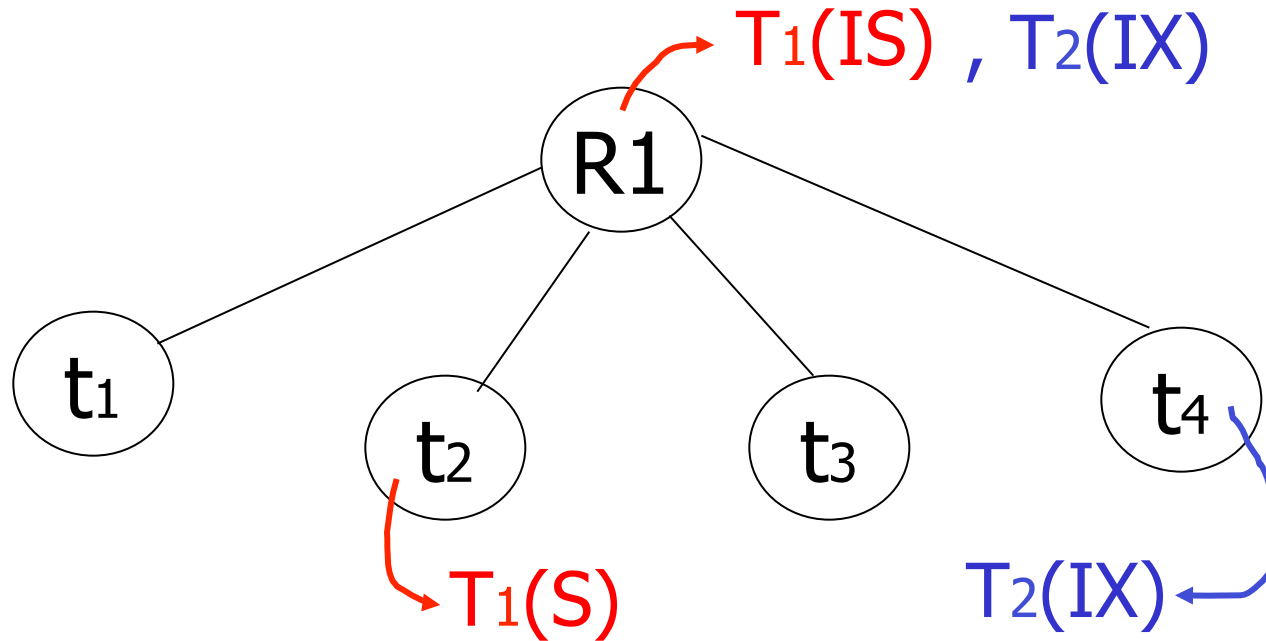
# Example



# Example (b)



# Example



# Multiple granularity

Comp

Requestor

IS IX S SIX X

Holder

IS

IX

S

SIX

X

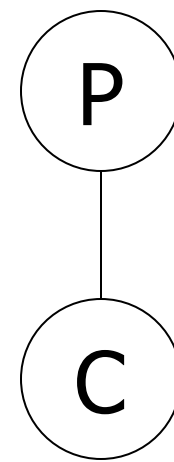

# Multiple granularity

Comp

Requestor

		IS	IX	S	SIX	X
Holder	IS	T	T	T	T	F
	IX	T	T	F	F	F
	S	T	F	T	F	F
	SIX	T	F	F	F	F
	X	F	F	F	F	F

Parent locked in	Child can be locked in
IS	
IX	
S	
SIX	
X	

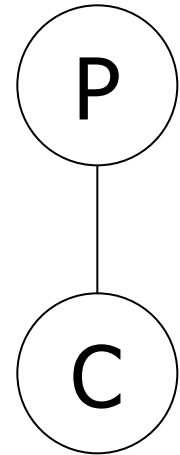




Parent  
locked in

Child can be locked  
by same transaction in

Parent locked in	Child can be locked by same transaction in
IS	IS, S
IX	IS, S, IX, X, SIX
S	none
SIX	X, IX, [SIX]
X	none



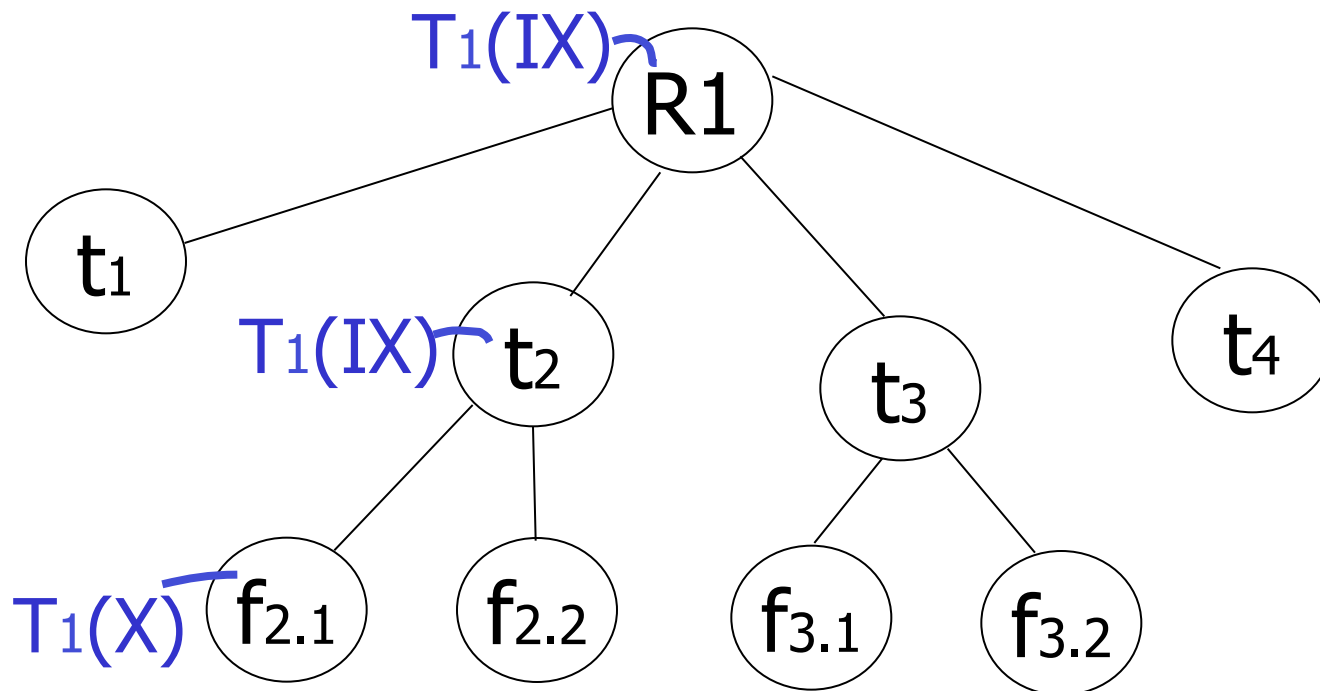
not necessary

# Rules

- (1) Follow multiple granularity comp function
- (2) Lock root of tree first, any mode
- (3) Node Q can be locked by  $T_i$  in S or IS only if  $\text{parent}(Q)$  locked by  $T_i$  in IX or IS
- (4) Node Q can be locked by  $T_i$  in X,SIX,IX only if  $\text{parent}(Q)$  locked by  $T_i$  in IX,SIX
- (5)  $T_i$  is two-phase
- (6)  $T_i$  can unlock node Q only if none of Q's children are locked by  $T_i$

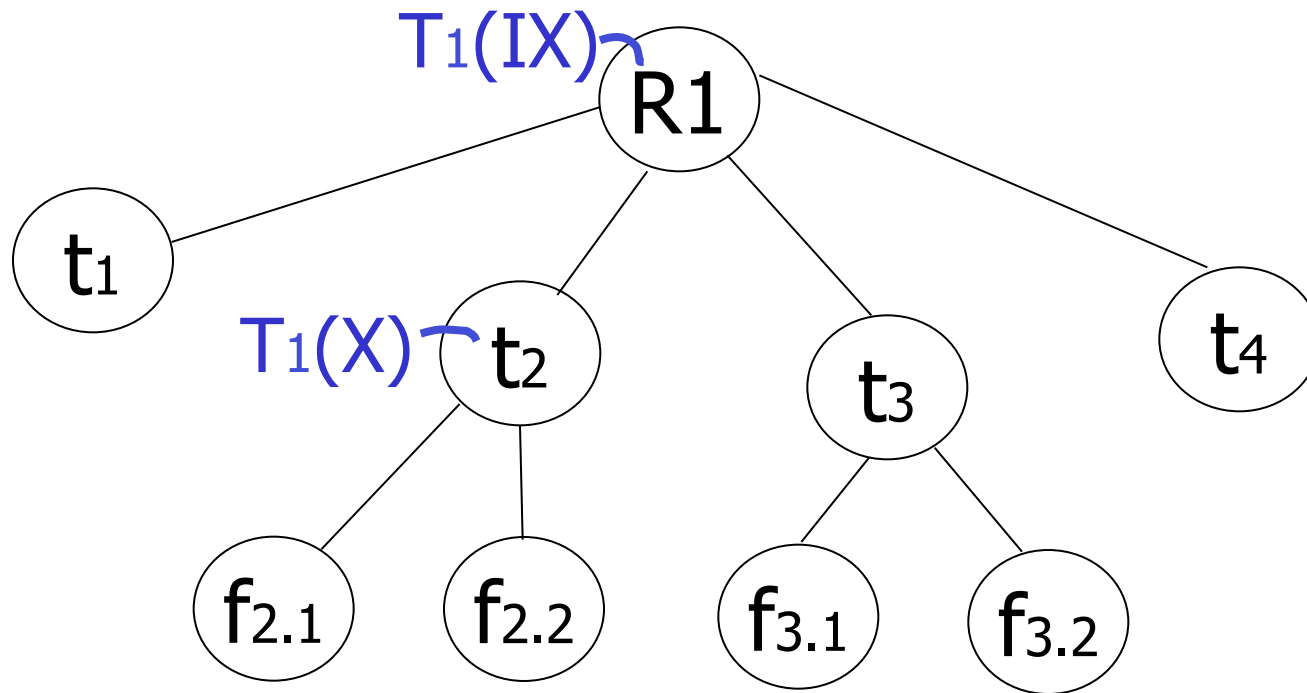
# Exercise:

- Can T2 access object f2.2 in X mode?  
What locks will T2 get?



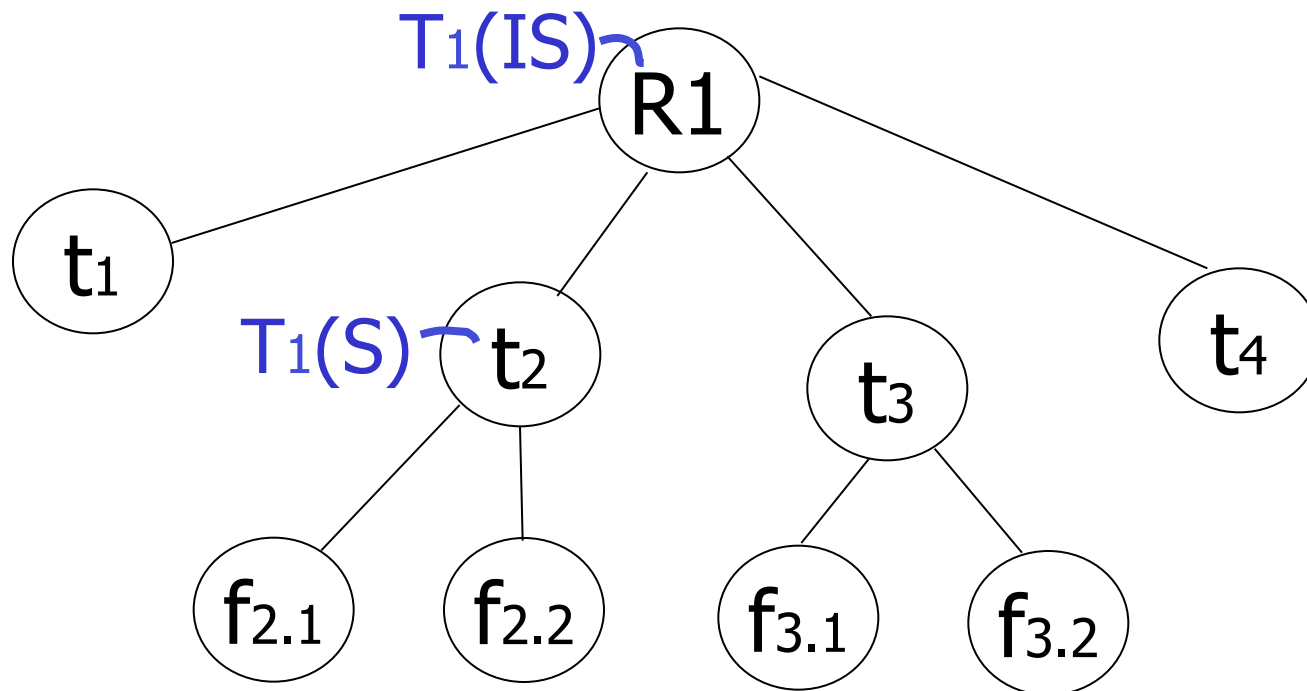
# Exercise:

- Can T2 access object f2.2 in X mode?  
What locks will T2 get?



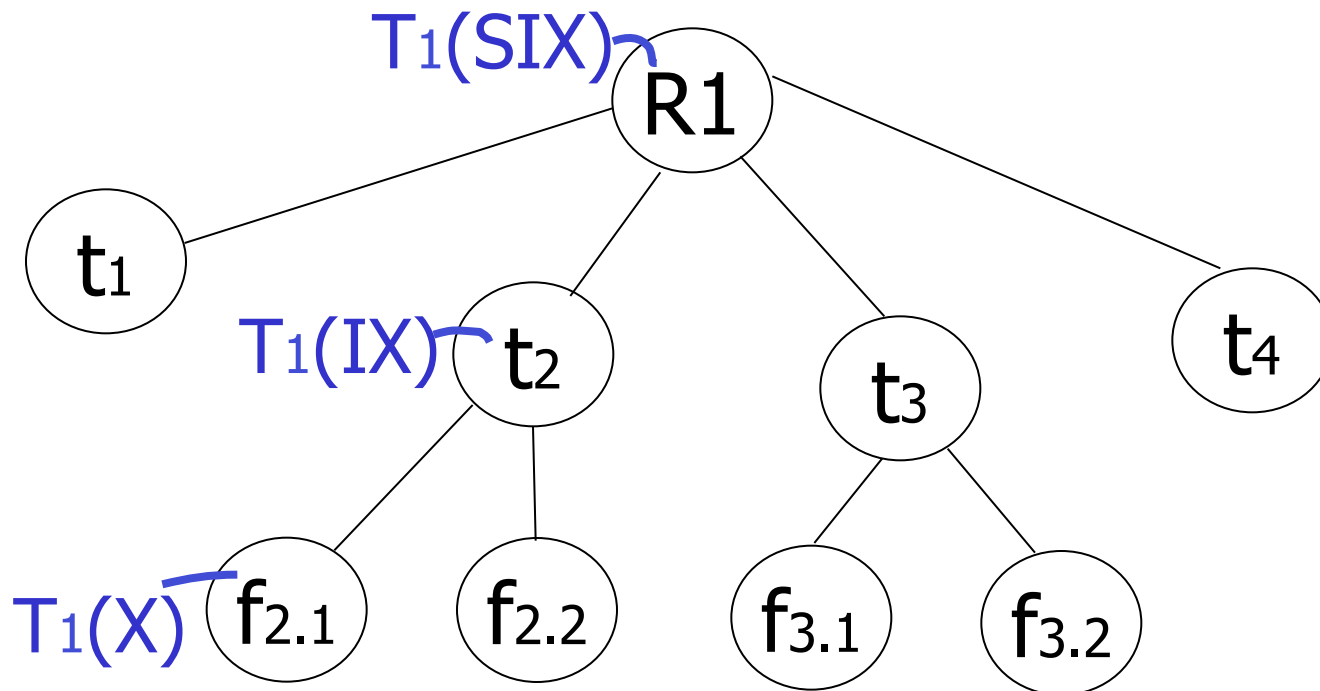
# Exercise:

- Can T2 access object f3.1 in X mode?  
What locks will T2 get?



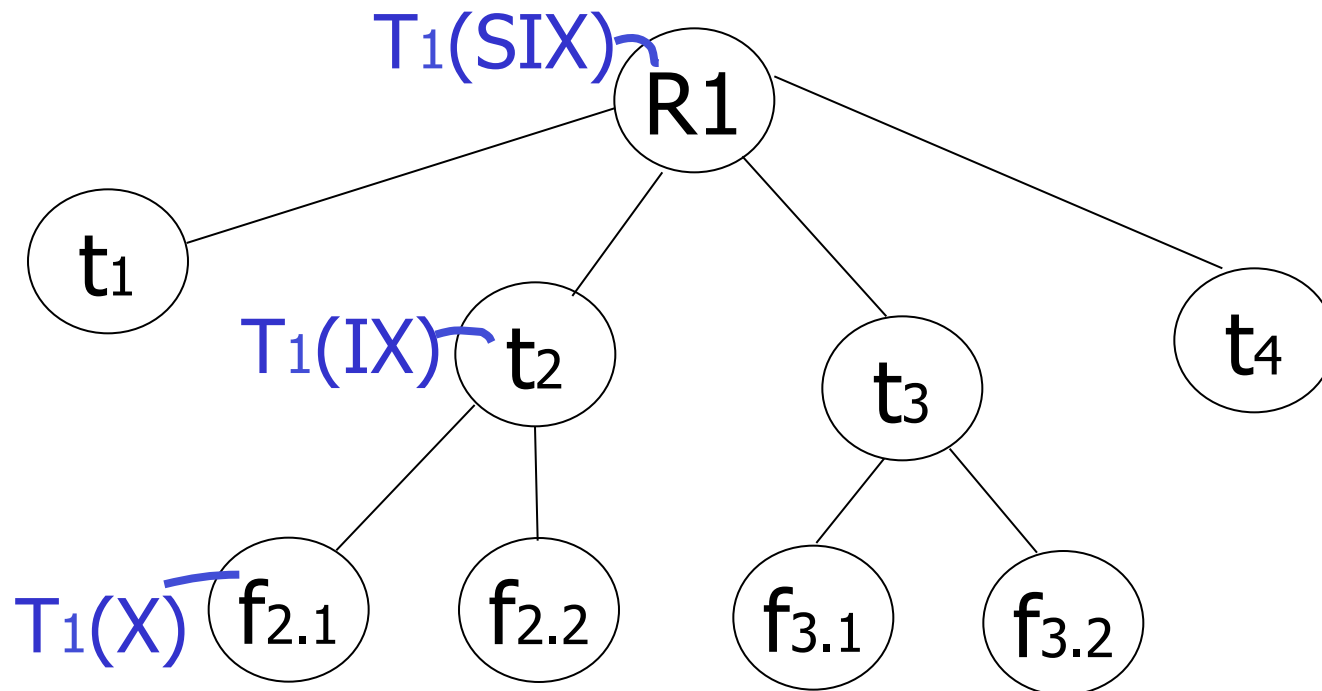
# Exercise:

- Can T2 access object f2.2 in S mode?  
What locks will T2 get?



# Exercise:

- Can T2 access object f2.2 in X mode?  
What locks will T2 get?



# Insert + delete operations

A
⋮
Z
$\alpha$

← Insert



# Modifications to locking rules:

- (1) Get exclusive lock on A before deleting A
- (2) At insert A operation by  $T_i$ ,  
 $T_i$  is given exclusive lock on A

# Still have a problem: **Phantoms**

Example: relation R (E#,name,...)

constraint: E# is key

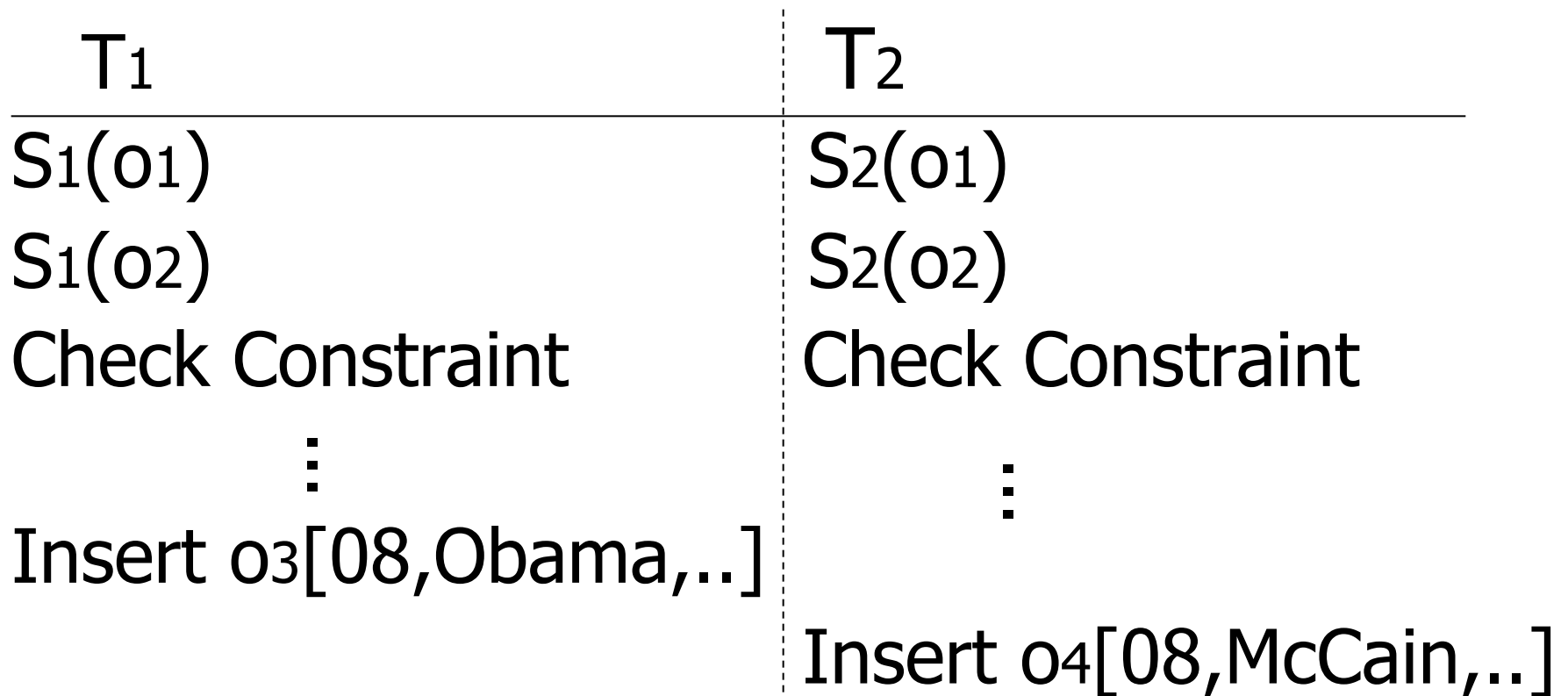
use tuple locking

R            E#    Name        ....

o1	55	Smith	
o2	75	Jones	

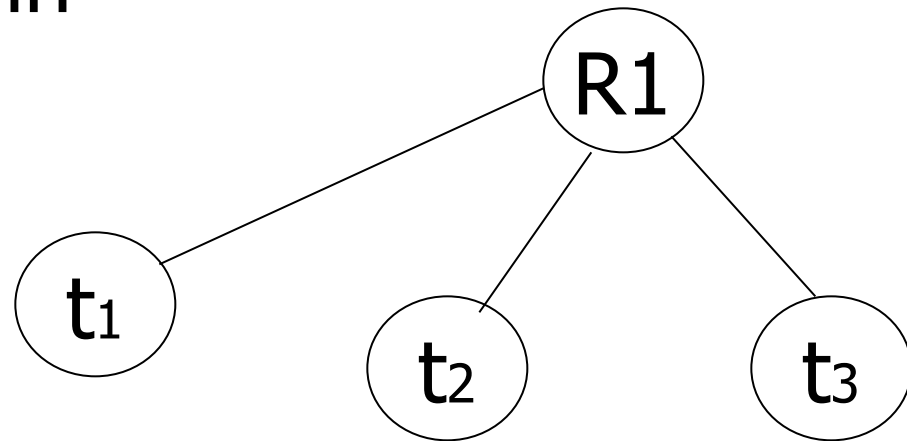
T<sub>1</sub>: Insert <08,Obama,...> into R

T<sub>2</sub>: Insert <08,McCain,...> into R



# Solution

- Use multiple granularity tree
- Before insert of node Q,  
lock parent(Q) in  
X mode



# Back to example

T<sub>1</sub>: Insert<04,Kerry>

T<sub>1</sub>

X<sub>1</sub>(R)

Check constraint

Insert<04,Kerry>

U(R)

T<sub>2</sub>: Insert<04,Bush>

T<sub>2</sub>

X<sub>2</sub>(R) ← *delayed*

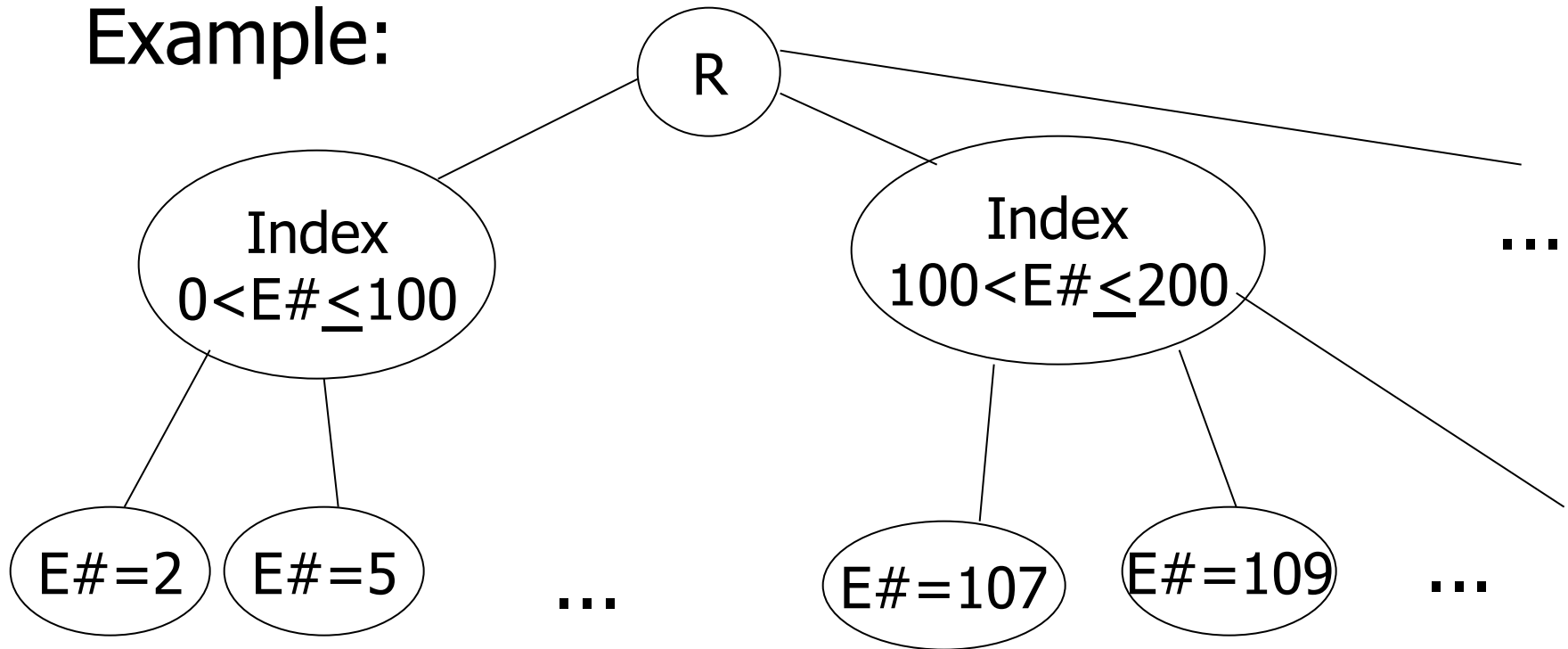
X<sub>2</sub>(R)

Check constraint

Oops! e# = 04 already in R!

# Instead of using R, can use index on R:

Example:



- This approach can be generalized to multiple indexes...

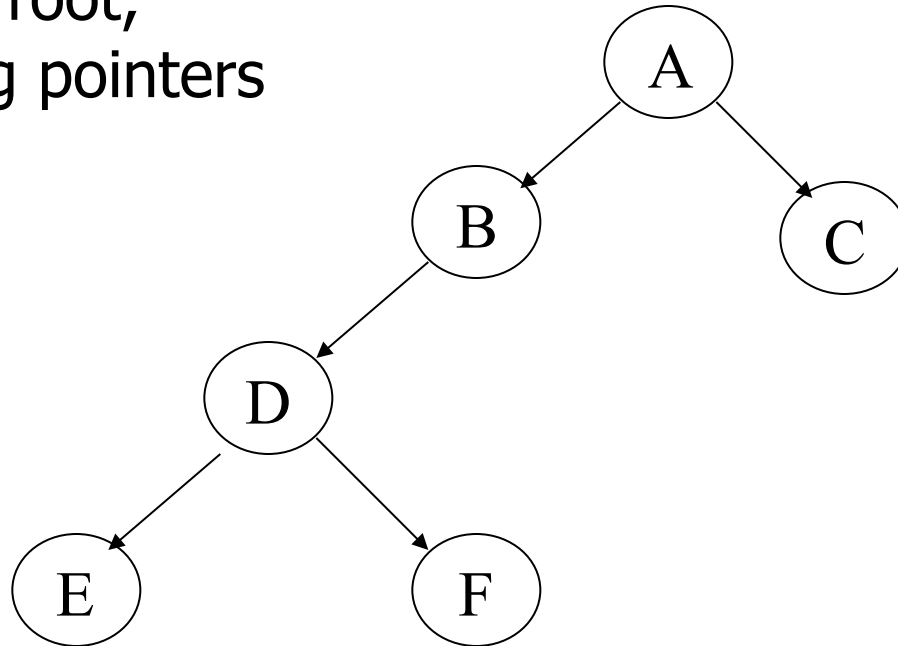
# Next:

- Tree-based concurrency control
- Validation concurrency control



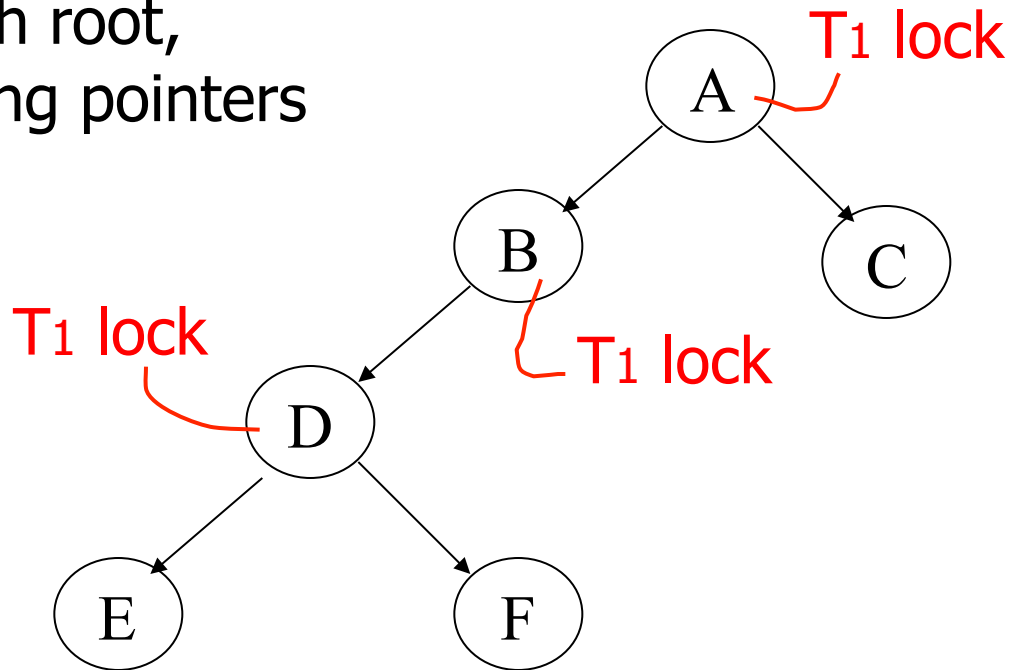
# Example

- all objects accessed through root, following pointers



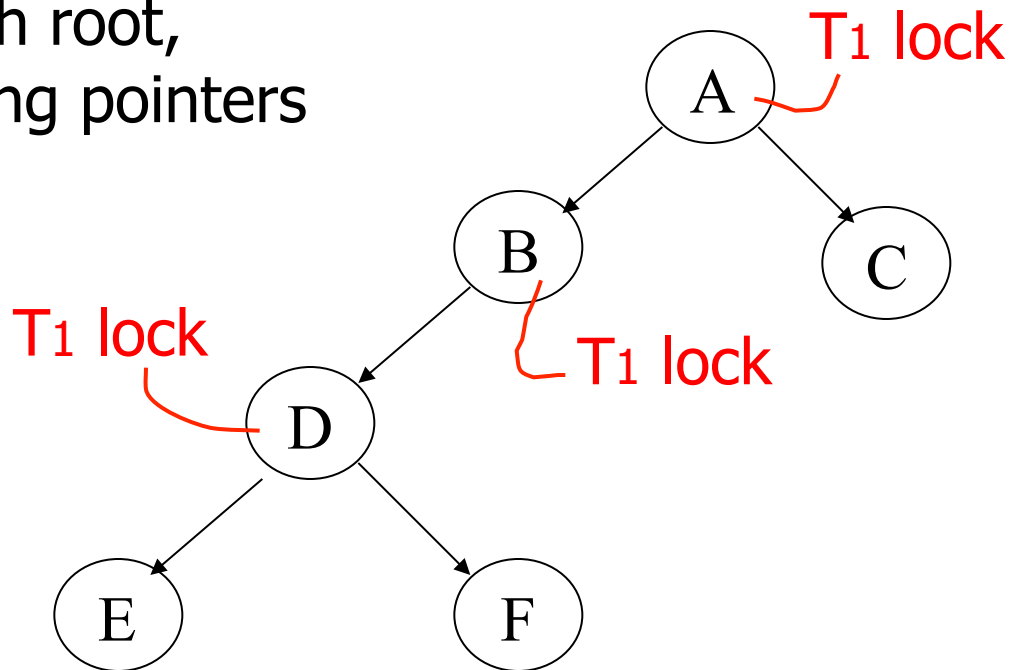
# Example

- all objects accessed through root, following pointers



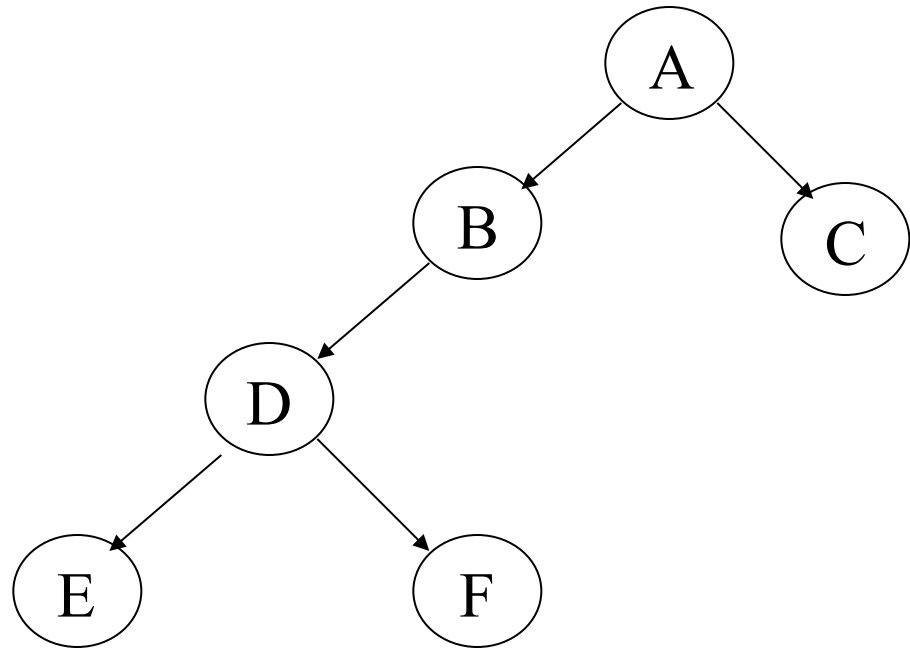

# Example

- all objects accessed through root, following pointers

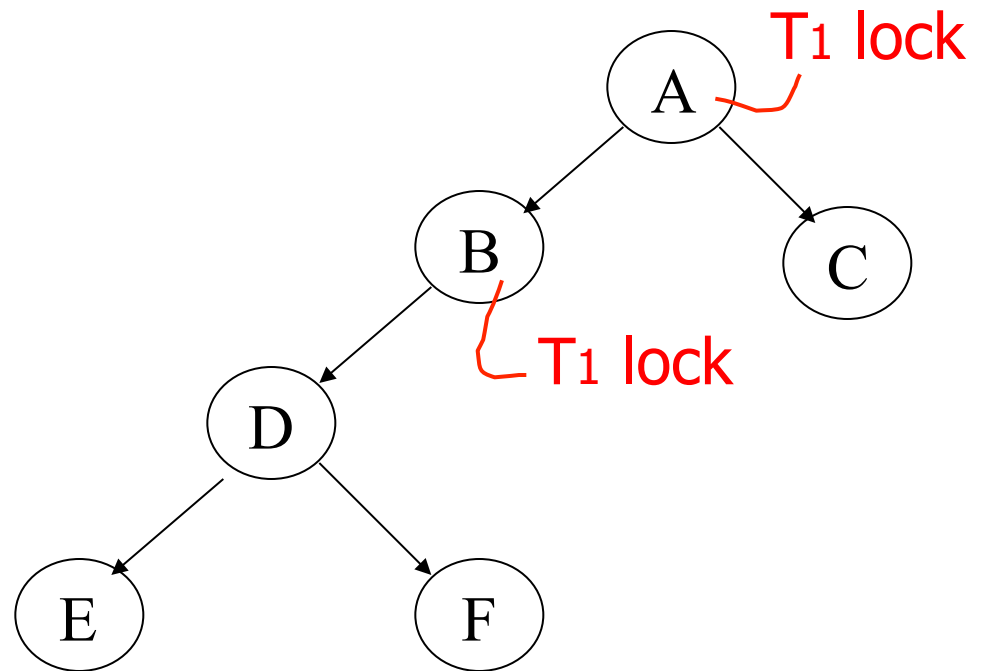



• can we release A lock if we no longer need A??

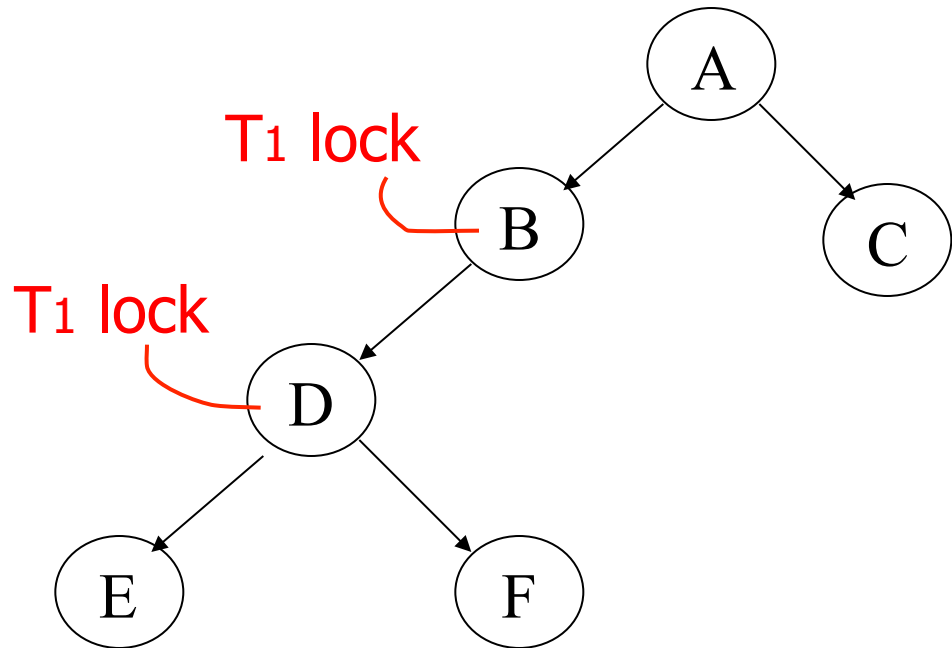

# Idea: traverse like “Monkey Bars”



# Idea: traverse like “Monkey Bars”

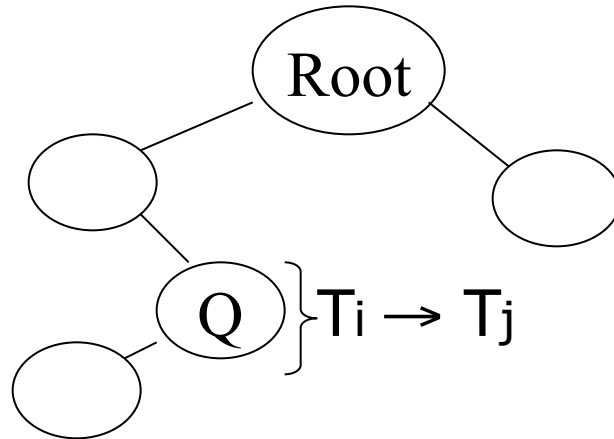


# Idea: traverse like “Monkey Bars”



# Why does this work?

- Assume all  $T_i$  start at root; exclusive lock
- $T_i \rightarrow T_j \Rightarrow T_i$  locks root before  $T_j$



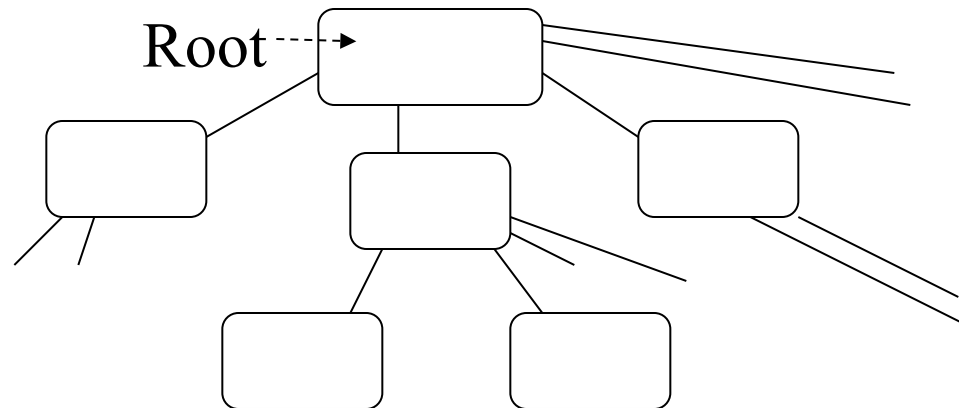
- Actually works if we don't always start at root

## Rules: tree protocol (exclusive locks)

- (1) First lock by  $T_i$  may be on any item
- (2) After that, item  $Q$  can be locked by  $T_i$  only if  $\text{parent}(Q)$  locked by  $T_i$
- (3) Items may be unlocked at any time
- (4) After  $T_i$  unlocks  $Q$ , it cannot relock  $Q$



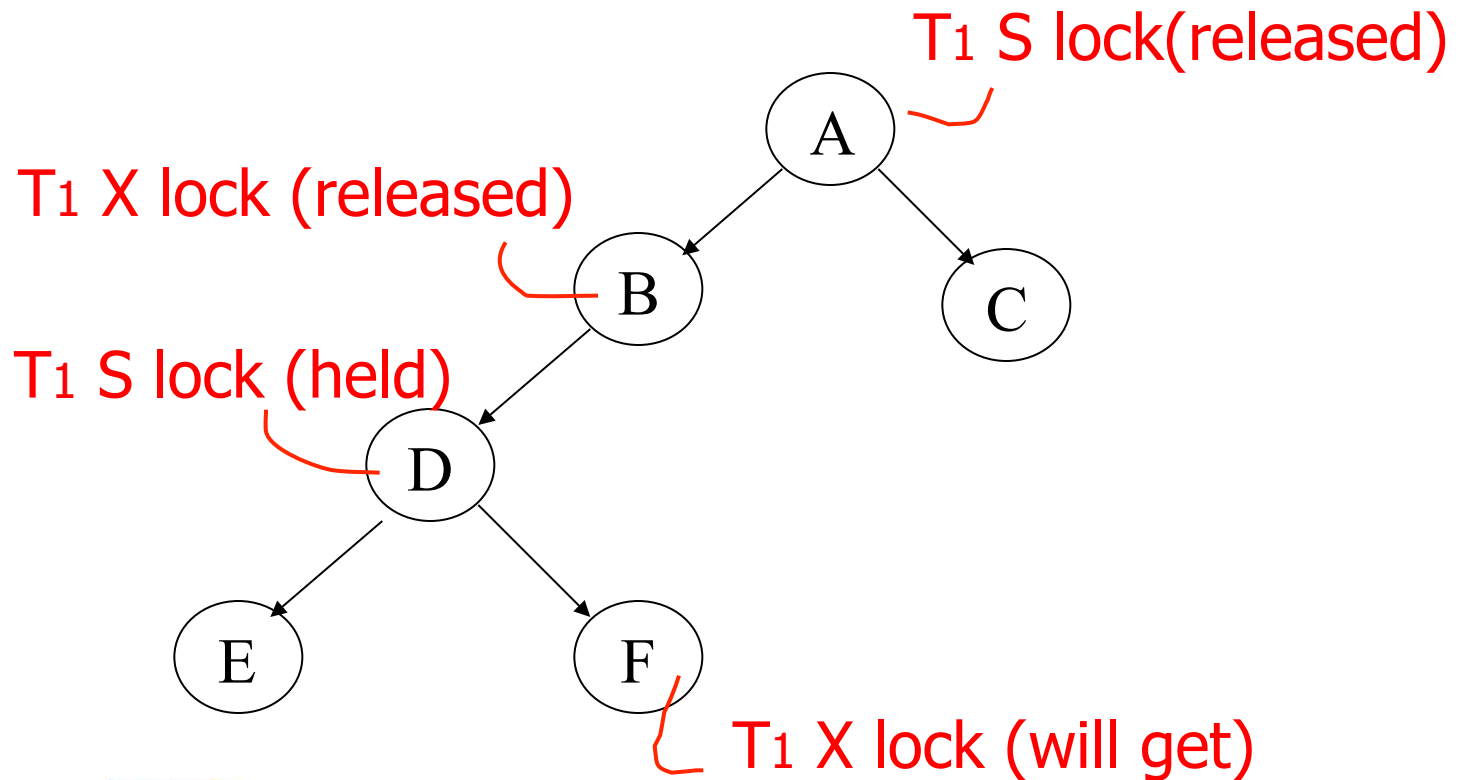
- Tree-like protocols are used typically for B-tree concurrency control



E.g., during insert, do not release parent lock, until you are certain child does not have to split

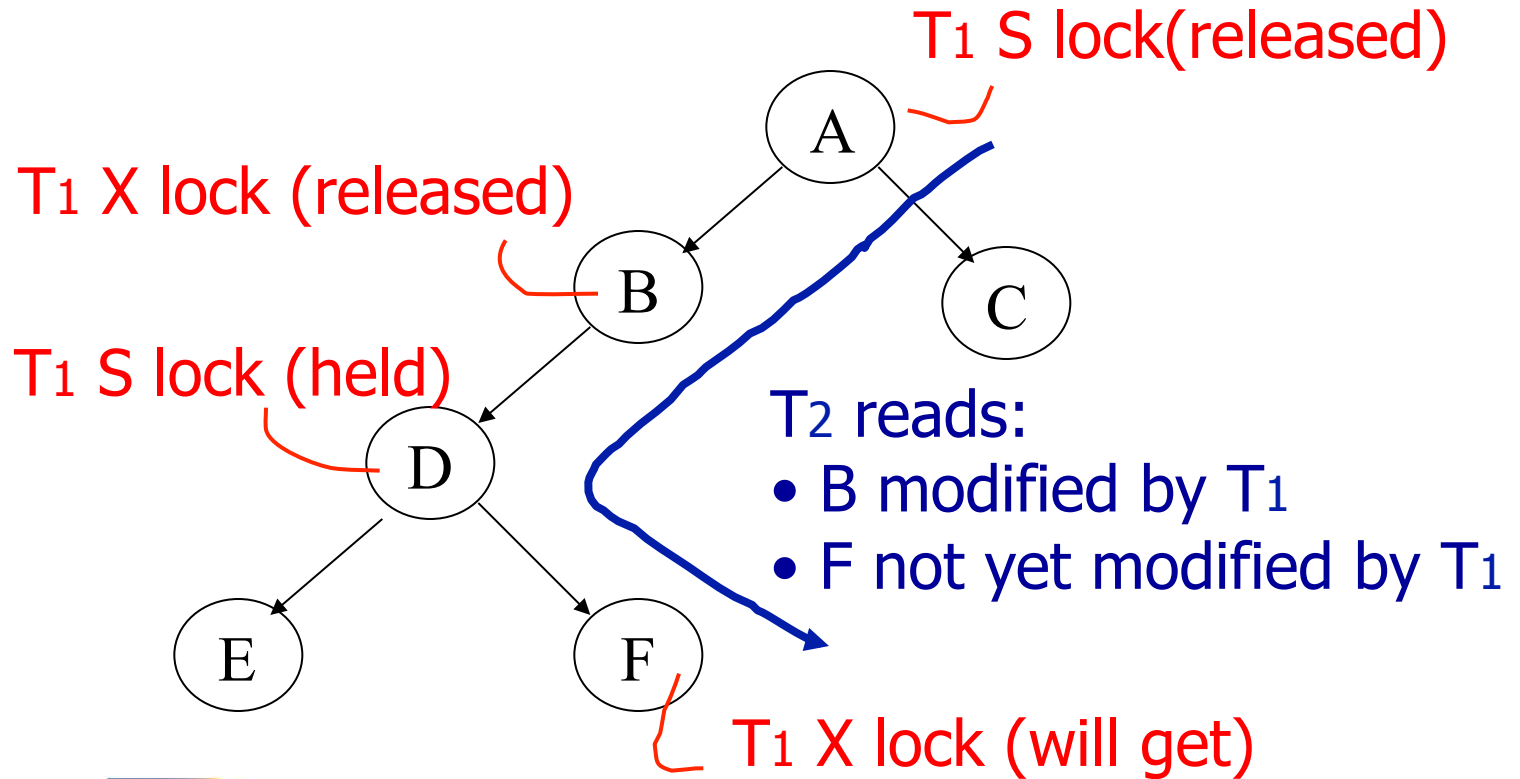
# Tree Protocol with Shared Locks

- Rules for shared & exclusive locks?



# Tree Protocol with Shared Locks

- Rules for shared & exclusive locks?



# Tree Protocol with Shared Locks

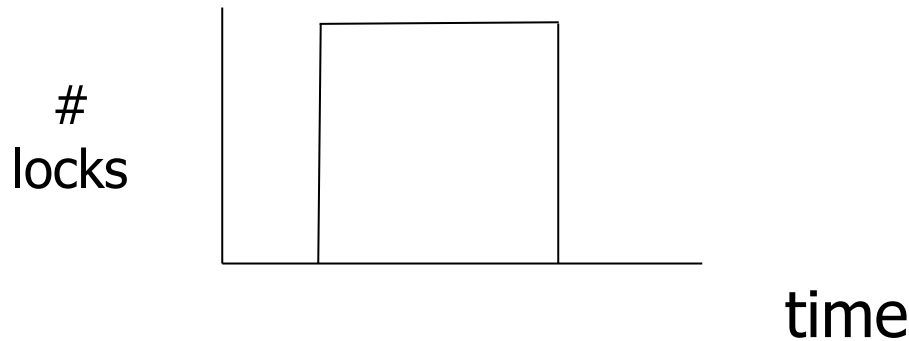
- Need more restrictive protocol
- Will this work??
  - Once  $T_1$  locks one object in X mode, all further locks down the tree must be in X mode

# Deadlocks (again)

- Before we assumed that we are able to detect deadlocks and resolve them
- Now two options
  - (1) Deadlock detection (and resolving)
  - (2) Deadlock prevention

# Deadlock Prevention

- Option 1:
  - 2PL + transaction has to acquire all locks at transaction start following a global order



# Deadlock Prevention

- Option 1:
  - Long lock durations ☹️
  - Transaction has to know upfront what data items it will access ☹️
    - E.g.,  
**UPDATE R SET a = a + 1 WHERE b < 15**
    - We don't know what tuples are in R!

# Deadlock Prevention

- Option 2:
  - Define some global order of data items  $O$
  - Transactions have to acquire locks according to this order
- Example ( $X < Y < Z$ )
  - $l_1(X), l_1(Z)$  (OK)
  - $l_1(Y), l_1(X)$  (NOT OK)



# Deadlock Prevention

- Option 2:
  - Accessed data items have to be known upfront ☹️
  - or access to data has to follow the order ☹️

# Deadlock Prevention

- Option 3 (**Preemption**)
  - Roll-back transactions that wait for locks under certain conditions
  - 3 a) **wait-die**
    - Assign timestamp to each transaction
    - If transaction  $T_i$  waits for  $T_j$  to release a lock
      - Timestamp  $T_i < T_j$  -> wait
      - Timestamp  $T_i > T_j$  -> roll-back  $T_i$

# Deadlock Prevention

- Option 3 (**Preemption**)
  - Roll-back transactions that wait for locks under certain conditions
  - 3 a) **wound-wait**
    - Assign timestamp to each transaction
    - If transaction  $T_i$  waits for  $T_j$  to release a lock
      - Timestamp  $T_i < T_j$  -> roll-back  $T_j$
      - Timestamp  $T_i > T_j$  -> wait

# Deadlock Prevention

- Option 3:
  - Additional transaction roll-backs ☹️

# Timeout-based Scheme

- Option 4:
  - After waiting for a lock longer than  $X$ , a transaction is rolled back

# Timeout-based Scheme

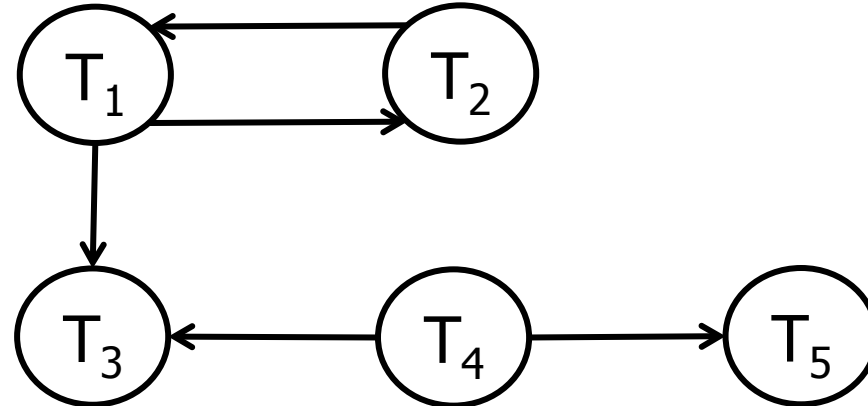
- Option 4:
  - Simple scheme 😊
  - Hard to find a good value of  $X$ 
    - To high: long wait times for a transaction before it gets eventually aborted
    - To low: to many transaction that are not deadlock get aborted

# Deadlock Detection and Resolution

- Data structure to detect deadlocks: **wait-for** graph
  - One node for each transaction
  - Edge  $T_i \rightarrow T_j$  if  $T_i$  is waiting for  $T_j$
  - Cycle  $\rightarrow$  Deadlock
    - Abort one of the transaction in cycle to resolve deadlock

# Deadlock Detection and Resolution

- When do we run the detection?
- How to choose the victim?





# Optimistic Concurrency Control: Validation

Transactions have 3 phases:

## (1) Read

- all DB values read
- writes to temporary storage
- no locking

## (2) Validate

- check if schedule so far is serializable

## (3) Write

- if validate ok, write to DB

# Key idea

- Make validation atomic
- If  $T_1, T_2, T_3, \dots$  is validation order, then resulting schedule will be conflict equivalent to  $S_s = T_1 T_2 T_3 \dots$

To implement validation, system keeps two sets:

- FIN = transactions that have finished phase 3 (and are all done)
- VAL = transactions that have successfully finished phase 2 (validation)

# Example of what validation must prevent:

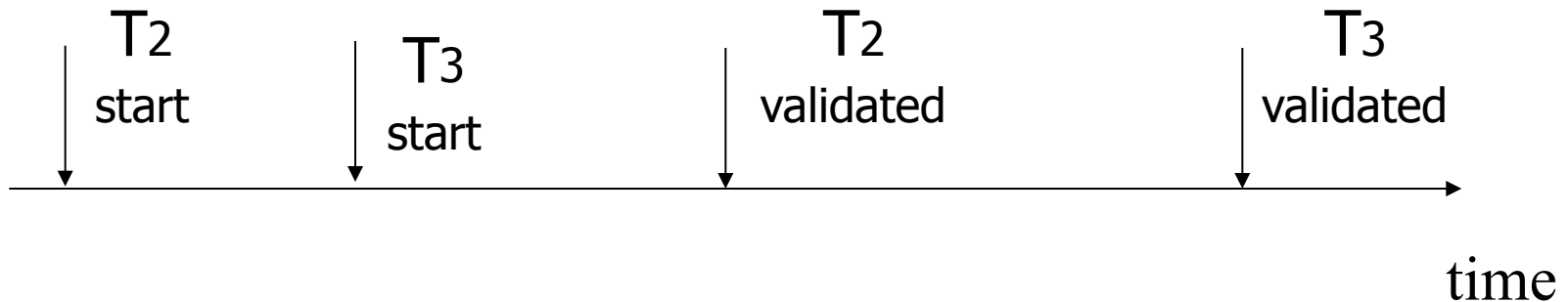
$$RS(T_2) = \{B\}$$

$$WS(T_2) = \{B, D\}$$



$$RS(T_3) = \{A, B\} \neq \phi$$

$$WS(T_3) = \{C\}$$



Example of what validation must ~~allow~~ prevent:

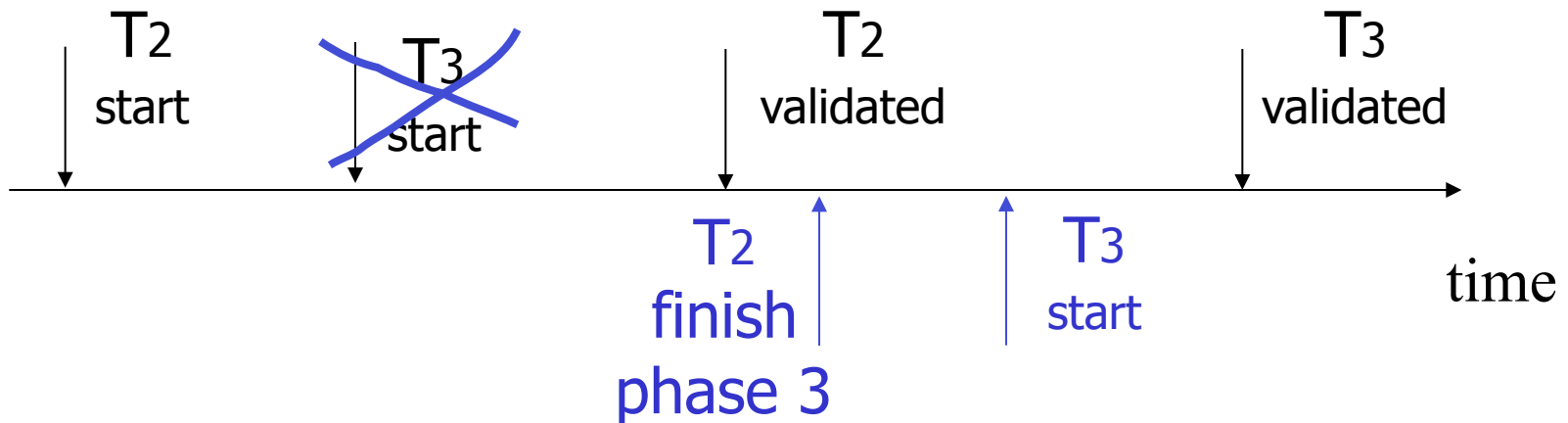
$$RS(T_2) = \{B\}$$

$$WS(T_2) = \{B, D\}$$



$$RS(T_3) = \{A, B\} \neq \phi$$

$$WS(T_3) = \{C\}$$



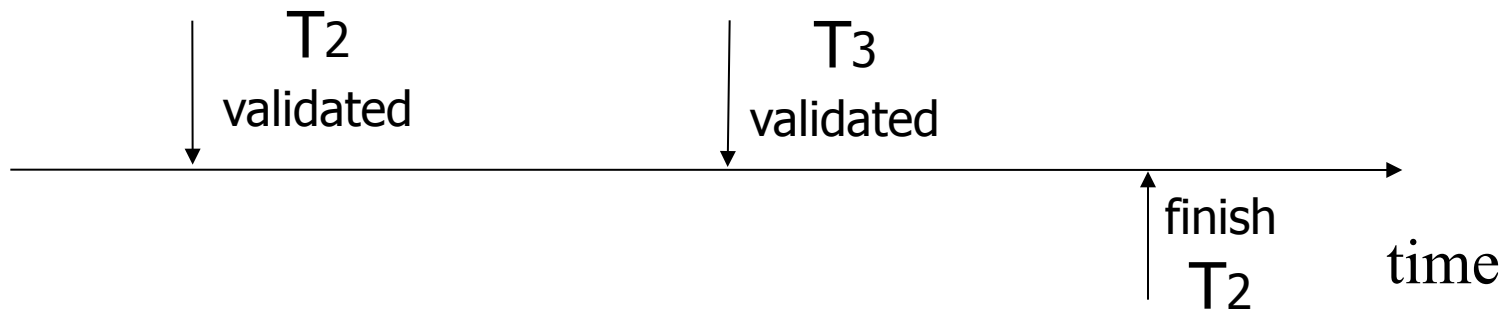
## Another thing validation must prevent:

$$RS(T_2) = \{A\}$$

$$RS(T_3) = \{A, B\}$$

$$WS(T_2) = \{D, E\}$$

$$WS(T_3) = \{C, D\}$$



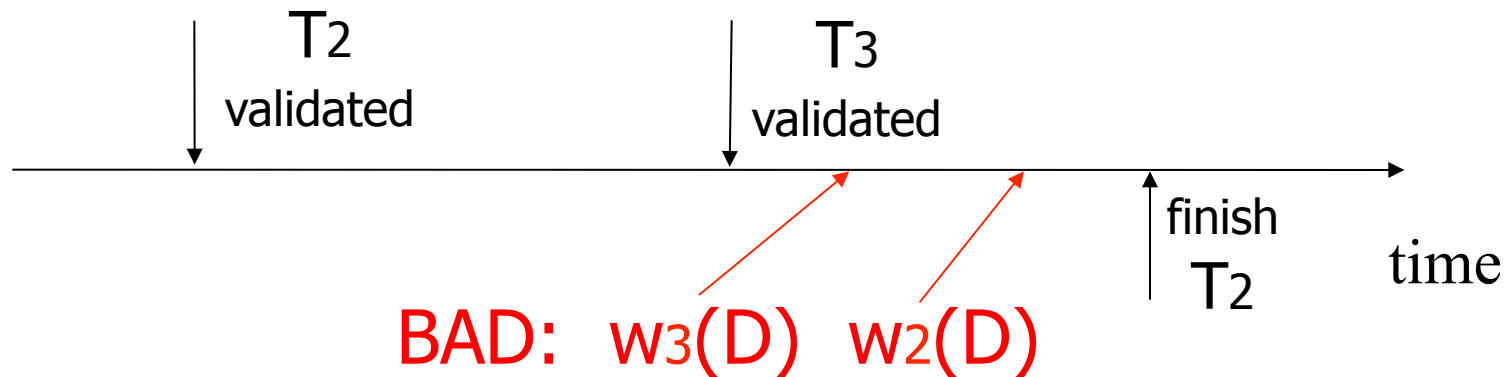
# Another thing validation must prevent:

$$RS(T_2) = \{A\}$$

$$RS(T_3) = \{A, B\}$$

$$WS(T_2) = \{D, E\}$$

$$WS(T_3) = \{C, D\}$$



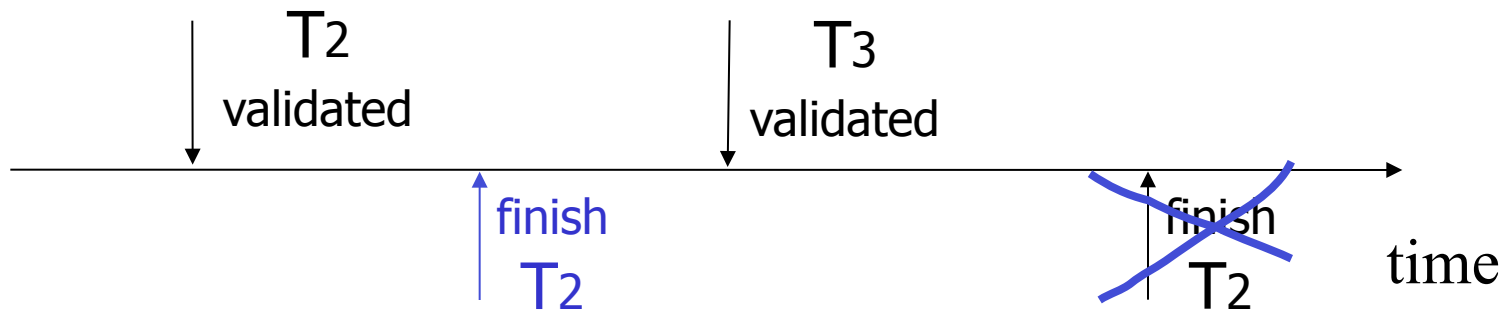
Another thing validation must ~~prevent~~ allow:

$$RS(T_2) = \{A\}$$

$$RS(T_3) = \{A, B\}$$

$$WS(T_2) = \{D, E\}$$

$$WS(T_3) = \{C, D\}$$





# Validation rules for $T_j$ :

(1) When  $T_j$  starts phase 1:

$\text{ignore}(T_j) \leftarrow \text{FIN}$

(2) at  $T_j$  Validation:

if check ( $T_j$ ) then

[  $\text{VAL} \leftarrow \text{VAL} \cup \{T_j\};$

do write phase;

$\text{FIN} \leftarrow \text{FIN} \cup \{T_j\}$  ]

Check ( $T_j$ ):

For  $T_i \in \text{VAL} - \text{IGNORE}(T_j)$  DO

IF [  $\text{WS}(T_i) \cap \text{RS}(T_j) \neq \emptyset$  OR

$T_i \notin \text{FIN}$  ] THEN RETURN false;

RETURN true;

Check ( $T_j$ ):

```
For  $T_i \in \text{VAL} - \text{IGNORE}(T_j)$  DO  
    IF [  $\text{WS}(T_i) \cap \text{RS}(T_j) \neq \emptyset$  OR  
         $T_i \notin \text{FIN}$  ] THEN RETURN false;  
RETURN true;
```

Is this check too restrictive ?

# Improving Check( $T_j$ )

For  $T_i \in \text{VAL} - \text{IGNORE}(T_j)$  DO

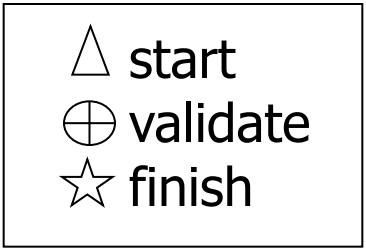
IF [  $WS(T_i) \cap RS(T_j) \neq \emptyset$  OR

$(T_i \notin \text{FIN} \text{ AND } WS(T_i) \cap WS(T_j) \neq \emptyset)$  ]

THEN RETURN false;

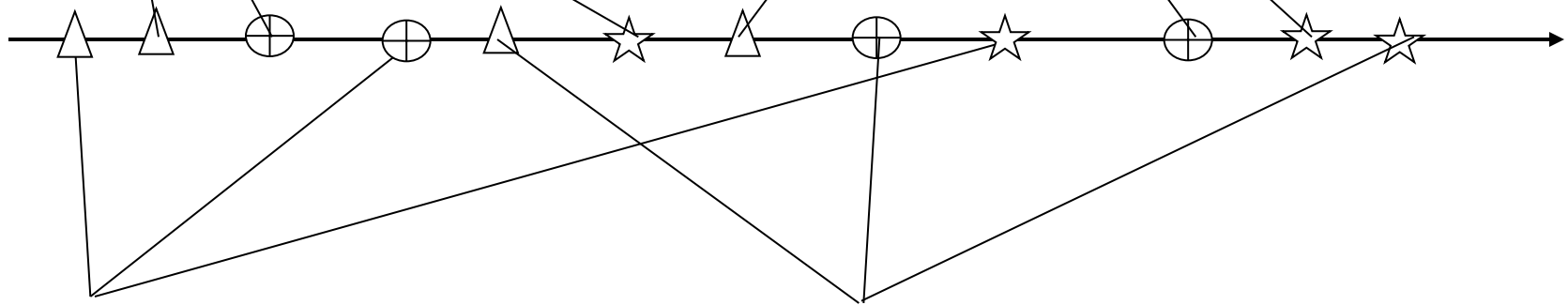
RETURN true;

# Exercise:



U:  $RS(U) = \{B\}$   
 $WS(U) = \{D\}$

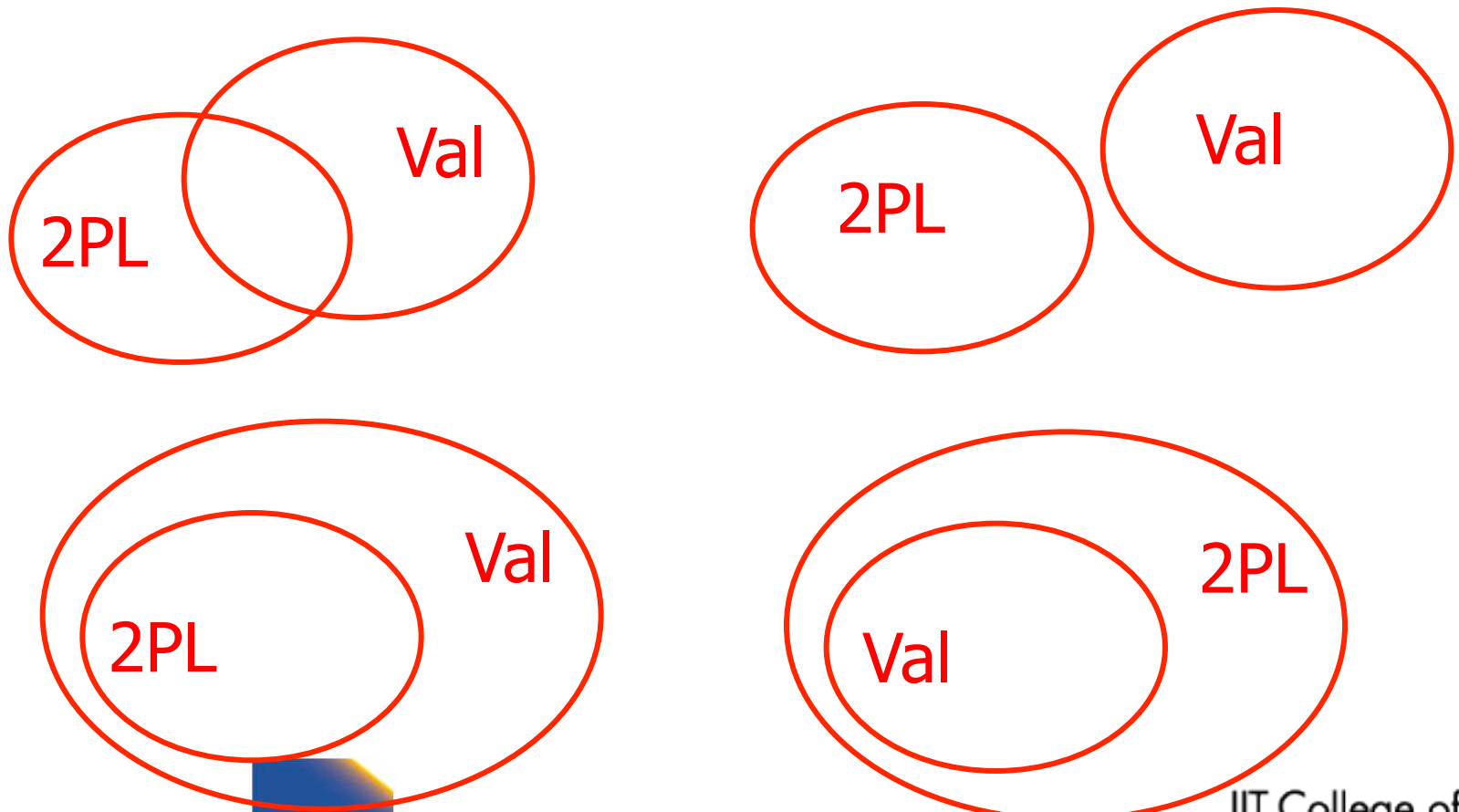
W:  $RS(W) = \{A, D\}$   
 $WS(W) = \{A, C\}$



T:  $RS(T) = \{A, B\}$   
 $WS(T) = \{A, C\}$

V:  $RS(V) = \{B\}$   
 $WS(V) = \{D, E\}$

# Is Validation = 2PL?



S2: w2(y) w1(x) w2(x)

- S2 can be achieved with 2PL:  
l2(y) w2(y) l1(x) w1(x) u1(x) l2(x) w2(x) u2(y) u2(x)
- S2 cannot be achieved by validation:  
The validation point of T2, val2 must occur before w2(y) since transactions do not write to the database until after validation. Because of the conflict on x, val1 < val2, so we must have something like  
S2: val1 val2 w2(y) w1(x) w2(x)  
With the validation protocol, the writes of T2 should not start until T1 is all done with its writes, which is not the case.

# Validation subset of 2PL?

- Possible proof (Check!):
  - Let  $S$  be validation schedule
  - For each  $T$  in  $S$  insert lock/unlocks, get  $S'$  :
    - At  $T$  start: request read locks for all of  $RS(T)$
    - At  $T$  validation: request write locks for  $WS(T)$ ; release read locks for read-only objects
    - At  $T$  end: release all write locks
  - Clearly transactions well-formed and 2PL
  - Must show  $S'$  is legal (next page)



- Say  $S'$  not legal:

$S' : \dots l1(x) \quad w2(x) \quad r1(x) \quad val1 \quad u2(x) \dots$

- At  $val1$ :  $T2$  not in  $Ignore(T1)$ ;  $T2$  in  $VAL$
- $T1$  does not validate:  $WS(T2) \cap RS(T1) \neq \emptyset$
- contradiction!

- Say  $S'$  not legal:

$S' : \dots val1 \quad l1(x) \quad w2(x) \quad w1(x) \quad u2(x) \dots$

- Say  $T2$  validates first (proof similar in other case)
- At  $val1$ :  $T2$  not in  $Ignore(T1)$ ;  $T2$  in  $VAL$
- $T1$  does not validate:  
 $T2 \notin FIN$  AND  $WS(T1) \cap WS(T2) \neq \emptyset$
- contradiction!

Validation (also called **optimistic concurrency control**) is useful in some cases:

- Conflicts rare
- System resources plentiful
- Have real time constraints

# Multiversioning Concurrency Control (MVCC)

- Keep old versions of data item and use this to increase concurrency
- Each write creates a new version of the written data item
- Use version numbers or timestamps to identify versions

# Multiversioning Concurrency Control (MVCC)

- **Different transactions** operate over **different versions** of data items
- -> readers never have to wait for writers
- -> great for combined workloads
  - **OLTP** workload (writes, only access small number of tuples, short)
  - **OLAP** workload (reads, access large portions of database, long running)

# MVCC schemes

- MVCC timestamp ordering
- MVCC 2PL
- Snapshot isolation (SI)
  - We will only cover this one

# Snapshot Isolation (SI)

- Each transaction **T** is assigned a timestamp **S(T)** when it starts
- Each write creates a new data item version timestamped with the current timestamp
- When a transaction commits, then the latest versions created by the transaction get a timestamp **C(T)** as of the commit

# Snapshot Isolation (SI)

- Under snapshot isolation each transaction  $T$  sees a consistent snapshot of the database as of  $S(T)$ 
  - It only sees data item versions of transactions that committed before  $T$  started
  - It also sees its own changes

# First Updater Wins Rule (FUW)

- Two transactions  $T_i$  and  $T_j$  may update the same data item  $A$ 
  - To avoid lost updates only one of the two can be safely committed
- **First Updater Wins Rules**
  - The transaction that updated  $A$  first is allowed to commit
  - The other transaction is aborted



# First Committer Wins Rule (FCW)

- Two transactions  $T_i$  and  $T_j$  may update the same data item  $A$ 
  - To avoid lost updates only one of the two can be safely committed
- **First Committer Wins Rules**
  - The transaction that attempts to commit first is allowed to commit
  - The other transaction is aborted

Update not visible outside of T1 → 0  
 Update becomes visible to  
 future transactions → 0

Concurrent updates not visible

Not first-committer of X

Serialization error, T2 is rolled back

X	Y	Z
0	1	5
0		
2		3
2		3
3		

1  
2  
3  
4  
5  
6  
7  
8  
9  
10  
11  
12  
13  
14

T1	T2	T3
W(Y := 1) Commit		
	Start R(X) → 0 R(Y) → 1	
		W(X:=2) W(Z:=3) Commit
	R(Z) → 5 R(Y) → 1	
	W(X:=3) Commit-Req	
	Abort	

# Why does that work?

- Since all transactions see a consistent snapshot and their changes are only made “public” once they commit
  - It looks like the transactions have been executed in the order of their commits\*

\* Recall the writes to the same data item are disallowed for concurrent transactions

# Is that serializable?

- Almost ;-)
- There is still one type of conflict which cannot occur in serializable schedules called **write-skew**

# Write Skew

- Consider two data items A and B
  - $A = 5, B = 5$
- Concurrent Transactions T1 and T2
  - T1:  $A = A + B$
  - T2:  $B = A + B$
- Final result under SI
  - $A = 10, B = 10$

# Write Skew

- Consider serial schedules:
  - T1, T2: A=10, B=15
  - T2, T1: A=15, B=10
- What is the problem
  - Under SI both T1 and T2 do not see each others changes
  - In any serial schedule one of the two would see the others changes

# Example: Oracle

- Tuples are updated in place
- Old versions in separate ROLLBACK segment
  - GC once nobody needs them anymore
- How to implement the FCW or FUW?
  - Oracle uses write locks to block concurrent writes
  - Transaction waiting for a write lock aborts if transaction holding the lock commits

# SI Discussion

- Advantages

- Readers and writers do not block each other
- If we do not GC old row versions we can go back to previous versions of the database -> Time travel
  - E.g., show me the customer table as it was yesterday

- Disadvantages

- Storage overhead to keep old row versions
- GC overhead
- Not strictly serializable



# Summary

Have studied CC mechanisms used in practice

- 2 PL variants
- Multiple lock granularity
- Deadlocks
- Tree (index) protocols
- Optimistic CC (Validation)
- Multiversioning Concurrency Control (MVCC)