

- 0) Course Info
- 1) Introduction
- 2) Data Preparation and Cleaning
- 3) Schema matching and mapping**
- 4) Virtual Data Integration
- 5) Data Exchange
- 6) Data Warehousing
- 7) Big Data Analytics
- 8) Data Provenance



3. Why matching and mapping?

- **Problem: Schema Heterogeneity**
 - Sources with different schemas store overlapping information
 - Want to be able to translate data from one schema into a different schema
 - Data warehousing
 - Data exchange
 - Want to be able to translate queries against one schema into queries against another schema
 - Virtual data integration



3. Why matching and mapping?

- **Problem: Schema Heterogeneity**
 - We need to know how elements of different schemas are related!
 - **Schema matching**
 - Simple relationships **such as attribute name of relation person in the one schema corresponds to attribute lastname of relation employee in the other schema**
 - **Schema mapping**
 - Also model correlations and missing information such as links caused by foreign key constraints



3. Why matching and mapping?

- **Why both mapping and matching**
 - Split complex problem into simpler subproblems
 - Determine matches and then correlate with constraint information into mappings
 - Some tasks only require matches
 - E.g., matches can be used to determine attributes storing the same information in data fusion
 - Mappings are naturally an generalization of matchings



3. Overview

- Topics covered in this part
 - **Schema Matching**
 - Schema Mappings and Mapping Languages



3.1 Schema Matching

- **Problem: Schema Matching**
 - Given two (or more schemas)
 - For now called **source** and **target**
 - Determine how elements are related
 - Attributes are representing the same information
 - **name = lastname**
 - Attribute can be translated into an attribute
 - **MonthlySalary * 12 = Yearly Salary**
 - **1-1** matches vs. **M-N** matches
 - **name to lastname**
 - **name to concat(firstname, lastname)**



3.1 Schema Matching

- **Why is this hard?**
 - **Insufficient information:** schema does not capture full semantics of a domain
 - **Schemas can be misleading:**
 - E.g., attributes are not necessarily descriptive
 - E.g., finding the right way to translate attributes not obvious




3.1 Schema Matching

- **What information to consider?**
 - Attribute names
 - or more generally element names
 - Structure
 - e.g., belonging to the same relation
 - Data
 - Not always available
- **Need to consider multiple types to get reasonable matching quality**
 - Single types of information not predictable enough



3.1 Schema Mapping

Example: Types of Matching



Name	Address
Peter	1
Alice	3
Bob	3

Id	City	Office-contact
1	Chicago	(312) 123 4343
2	Chicago	(312) 555 7777
3	New York	(465) 123 1234

Name	Address	Office-phone	Office-address	Home-phone
Peter	Chicago	(312) 123 4343	Chicago, IL 60655	(333) 323 3344
Alice	Chicago	(312) 555 7777	Chicago, IL 60633	(123) 323 3344
Bob	New York	(465) 123 1234	New York, NY 55443	(888) 323 3344



3.1 Schema Mapping

Example: Types of Matching

Based on element names we could match
Office-contact to both Office-phone and Office-address

Based on data we could match
Office-contact to both Office-phone and Home-phone

Person
Name
Address
Office-phone
Office-address
Home-phone

Id
City
Office-contact

Name	Address
Peter	1
Alice	3
Bob	3

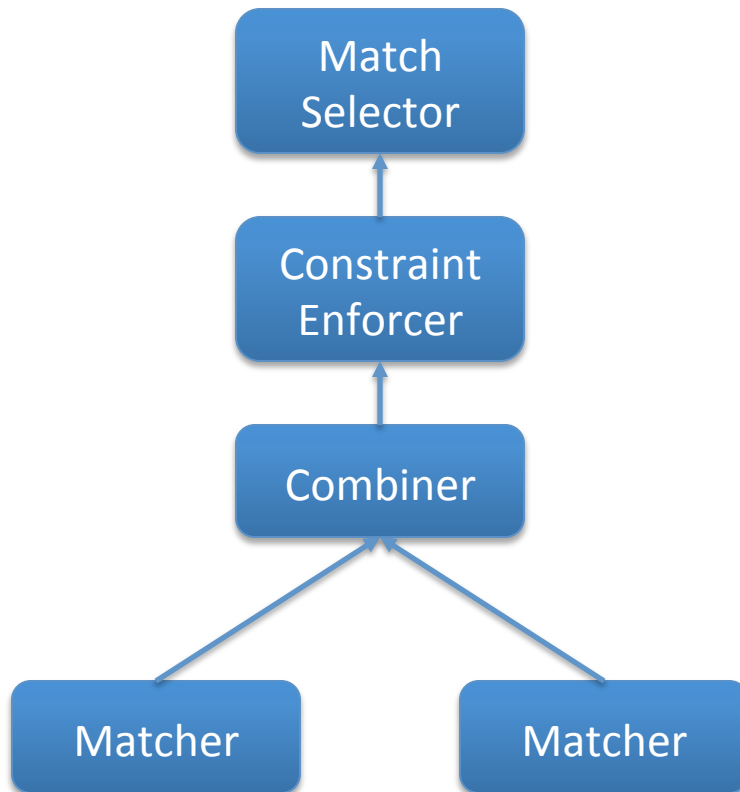
Id	City	Office-contact
1	Chicago	(312) 123 4343
2	Chicago	(312) 555 7777
3	New York	(465) 123 1234

Name	Address	Office-phone	Office-address	Home-phone
Peter	Chicago	(312) 123 4343	Chicago, IL 60655	(333) 323 3344
Alice	Chicago	(312) 555 7777	Chicago, IL 60633	(123) 323 3344
Bob	New York	(465) 123 1234	New York, NY 55443	(888) 323 3344



3.1 Schema Matching

- **Typical Matching System Architecture**



Determine actual matches

Use constraints to modify similarity matrix

Combine individual similarity matrices

Each matcher uses one type of information to compute similarity matrix



3.1 Schema Matching

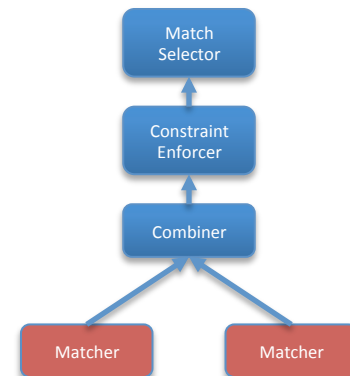
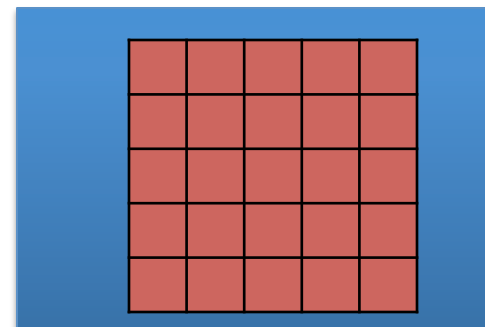
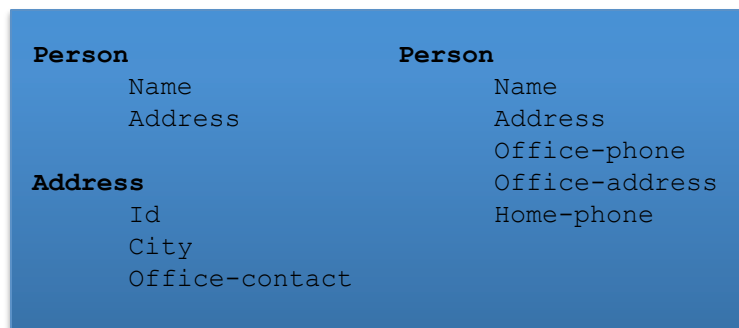
- **Matcher**

- **Input: Schemas**

- Maybe also data, documentation

- **Output: Similarity matrix**

- Storing value $[0,1]$ for each pair of elements from the source and the target schema




3.1 Schema Matching

- **Name-Based Matchers**
 - String similarities measures
 - E.g., Jaccard and other measure we have discussed
 - Preprocessing
 - Tokenization?
 - Normalization
 - Expand abbreviations and replace synonyms
 - Remove stop words
 - In, and, the



3.1 Schema Mapping

Example: Types of Matching



	Name	Address	Office-phone	Office-address	Home-phone
Name	1	0	0	0	0
Address	0	1	0	0.4	0
Id	0	0	0	0	0
City	0	0	0	0	0
Office-contact	0	0	0.5	0.5	0



3.1 Schema Matching

- **Data-Based Matchers**
 - Determine how similar the values of two attributes are
 - Some techniques
 - Recognizers
 - Dictionaries, regular expressions, rules
 - Overlap matcher
 - Compute overlap of values in the two attributes
 - Classifiers



3.1 Schema Matching

- **Recognizers**

- Dictionaries

- Countries, states, person names

- Regular expression matchers

- **Phone numbers:** `(\+\d{2})? \(\d{3}\) \d{3} \d{4}`



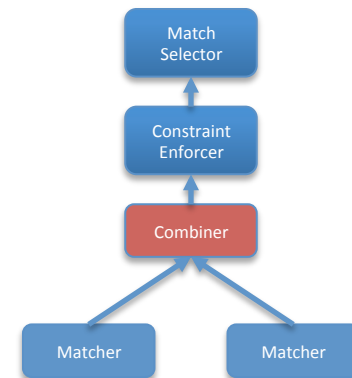

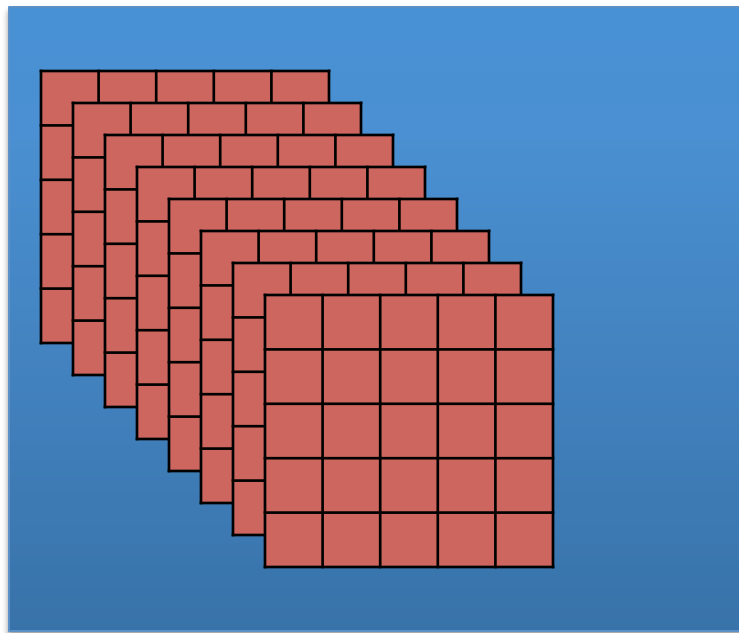
3.1 Schema Matching

- **Overlap of attribute domains**
 - Each attribute value is a token
 - Use set-based similarity measure such as Jaccard
- **Classifier**
 - Train classifier to identify values of one attribute **A** from the source
 - Training set are values from **A** as positive examples and values of other attributes as negative examples
 - Apply classifier to all values of attributes from target schema
 - Aggregate into similarity score



3.1 Schema Matching

- **Combiner**
 - **Input:** Similarity matrices
 - Output of the individual matchers
 - **Output:** Single Similarity matrix



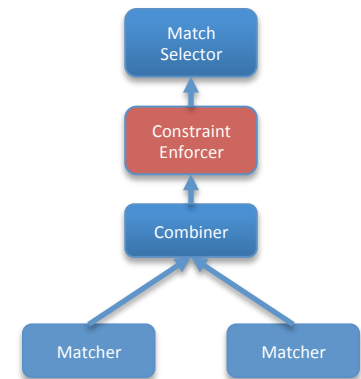

3.1 Schema Matching

- **Combiner**
 - Merge similarity matrices produced by the matchers into single matrix
 - Typical strategies
 - Average, Minimum, Max
 - Weighted combinations
 - Some script



3.1 Schema Matching

- **Constraint Enforcer**
 - **Input:** Similarity matrix
 - Output of Combiner
 - **Output:** Similarity matrix



- **Constraint Enforcer**

- Determine most probably match by assigning each attribute from source to one target attribute
 - Multiple similarity scores to get likelihood of match combination to be true
- Encode domain knowledge into constraints
 - **Hard constraints:** Only consider match combinations that fulfill constraints
 - **Soft constraints:** violating constraints results in penalty of scores
 - Assign cost for each constraint
- Return combination that has the maximal score



3.1 Schema Matching

Example: Constraints

Constraint 1: An attribute matched to **source.cust-phone** has to get a score of 1 from the phone regex matcher

Constraint 2: Any attribute matched to **source.fax** has to have fax in its name

Constraint 3: If an attribute is matched to **source.firstname** with score > 0.9 then there has to be another attribute from the same target table that is matched to **source.lastname** with score > 0.9



3.1 Schema Matching

- **How to search match combinations**
 - Full search
 - Exponentially many combinations potentially
 - Informed search approaches
 - A* search
 - Local propagation
 - Only local optimizations



3.1 Schema Matching

- **A* search**
 - Given a search problem
 - Set of states: start state, goal states
 - Transitions about states
 - Costs associated with transitions
 - Find cheapest path from start to goal states
 - Need admissible heuristics **h**
 - For a path **p**, **h** computes lower bound for any path from start to goal with prefix **p**
 - Backtracking best-first search
 - Choose next state with lowest estimated cost
 - Expand it in all possible ways



3.1 Schema Matching

- **A* search**
 - Estimated cost of a state **$f(n) = g(n) + h(n)$**
 - **$g(n)$** = cost of path from start state to **n**
 - **$h(n)$** = lower bound for path from **n** to goal state
 - No path reaching the goal state from **n** can have a total cost lower than **$f(n)$**



3.1 Schema Matching

- **Algorithm**
 - Data structures
 - Keep a priority queue q of states sorted on $f(n)$
 - Initialize with start state
 - Keep set v of already visited nodes
 - Initially empty
 - While q is not empty
 - pop state s from head of q
 - If s is goal state return
 - Foreach s' that is direct neighbor of s
 - If s' not in v
 - Compute $f(s')$ and insert s' into q



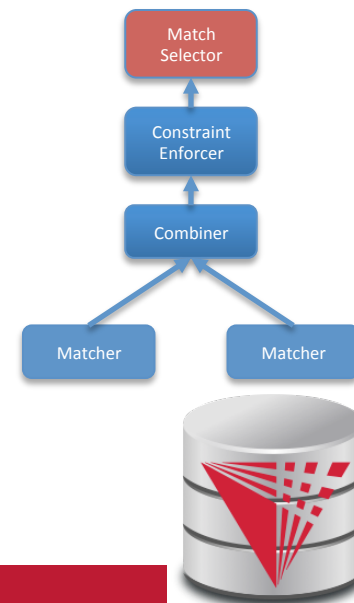

3.1 Schema Matching

- **Application to constraint enforcing**
 - Source attributes: A_1 to A_n
 - Target attributes: B_1 to B_m
 - States
 - Vector of length n with values B_i or $*$ indicating that no choice has not been taken
 - $[B_1, *, *, B_3]$
 - Initial state
 - $[*, *, *, *]$
 - Goal states
 - All states without $*$



3.1 Schema Matching

- **Match Selector**
 - **Input:** Similarity matrix
 - Output of the individual matchers
 - **Output:** Matches



3.1 Schema Matching

- **Match Selection**
 - Merge similarity matrices produced by the matchers into single matrix
 - Typical strategies
 - Average, Minimum, Max
 - Weighted combinations
 - Some script



3.1 Schema Matching

- **Many-to-many matchers**
 - Combine multiple columns using a set of functions
 - **E.g., concat, +, currency exchange, unit exchange**
 - Large or even unlimited search space
 - -> need method that explores interesting part of the search space
 - Specific searchers
 - Only concatenation of columns (limit number of combinations, e.g., 2)




3. Overview

- Topics covered in this part
 - Schema Matching
 - **Schema Mappings and Mapping Languages**



3.2 Schema Mapping

Example: Matching Result



Name	Address
Peter	1
Alice	3
Bob	3

Id	City	Office-contact
1	Chicago	(312) 123 4343
2	Chicago	(312) 555 7777
3	New York	(465) 123 1234

Assume: We have data in the source as shown above

What data should we create in the target? Copy values based on matches?



3.2 Schema Mapping

- Matches do not determine completely how to create the target instance data! (**Data Exchange**)
 - How do we choose values for attributes that do not have a match?
 - How do we combine data from different source tables?
- Matches do not determine completely what the answers to queries over a mediated schema should be! (**Virtual Data Integration**)



3.2 Schema Mapping

How do we know that we should join tables **Person** and **Address** to get the matching address for a name?

What values should we use for **Office-address** and **Home-phone**

Address
Address
Id
City
Office-contact

Office-phone
Office-address
Home-phone

Name	Address
Peter	1
Alice	3
Bob	3

Id	City	Office-contact
1	Chicago	(312) 123 4343
2	Chicago	(312) 555 7777
3	New York	(465) 123 1234

Name	Address	Office-phone	Office-address	Home-phone
Peter	Chicago	(312) 123 4343		
Alice	Chicago	(312) 555 7777		
Bob	New York	(465) 123 1234		



3.2 Schema Mapping

- **Schema mappings**
 - Generalize matches
 - Describe relationship between instances of schemas
 - Mapping languages
 - LAV, GAV, GLAV
 - Mapping as Dependencies: tuple-generating dependencies
- **Mapping generation**
 - **Input:** Matches, Schema constraints
 - **Output:** Schema mappings



3.2 Schema Mapping

- **Instance-based definition of mappings**
 - Global schema G
 - Local schemas S_1 to S_n
 - Mapping M can be expressed as for each set of instances of the local schemas what are allowed instances of the global schema
 - Subset of $(I_G \times I_1 \times \dots \times I_n)$
 - Useful as a different way to think about mappings, but not a practical way to define mappings



3.2 Schema Mapping

- **Certain answers**
 - Given mapping M and Q
 - Instances I_1 to I_n for S_1 to S_n
 - Tuple t is a certain answer for Q over I_1 to I_n
 - If for every instance I_G so that $(I_G \times I_1 \times \dots \times I_n)$ in M then t in $Q(I_G)$



3.2 Schema Mapping

- **Languages for Specifying Mappings**
- **Describing mappings as inclusion relationships between views:**
 - Global as View (**GAV**)
 - Local as View (**LAV**)
 - Global and Local as View (**GLAV**)
- **Describing mappings as dependencies**
 - Source-to-target tuple-generating dependencies (**st-tgds**)



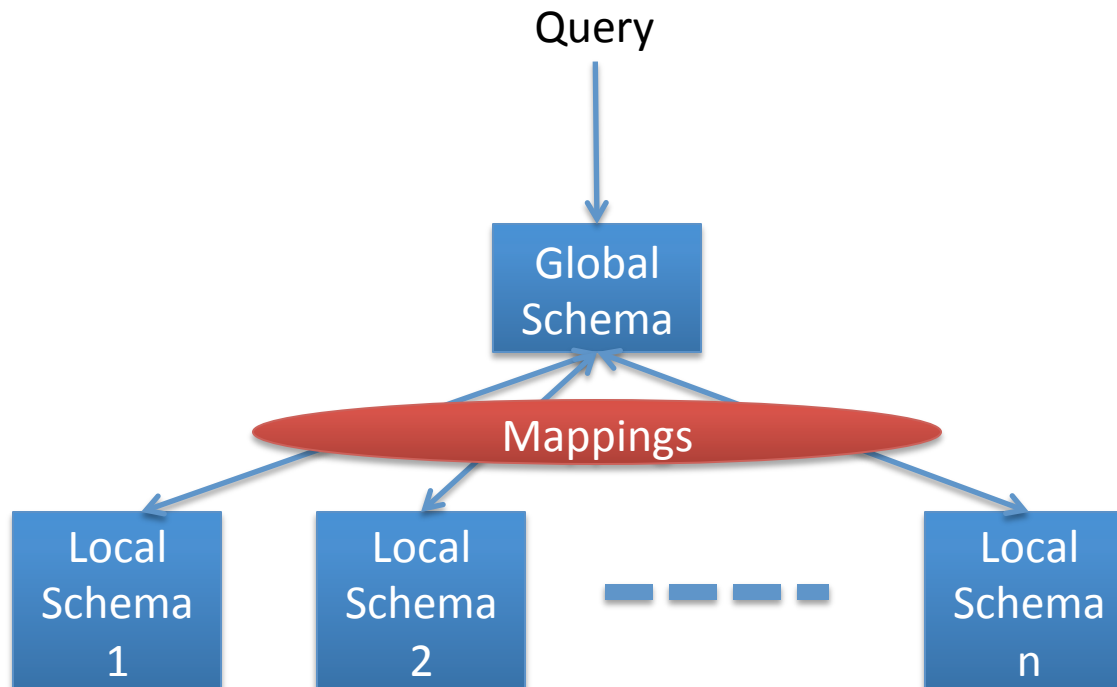
3.2 Schema Mapping

- **Describing mappings as inclusion relationships between views:**
 - Global as View (**GAV**)
 - Local as View (**LAV**)
 - Global and Local as View (**GLAV**)
- Terminology stems from virtual integration
 - Given a **global** (or mediated, or virtual) schema
 - A set of data sources (**local** schemas)
 - Compute answers to queries written against the global schema using the local data sources



3.2 Schema Mapping

- **Excursion Virtual Data Integration**
 - More in next section of the course

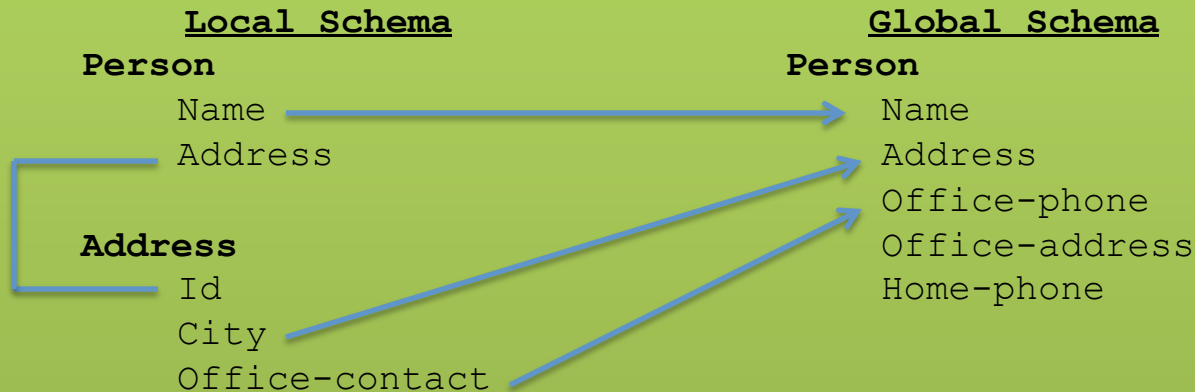


- **Global-as-view (GAV)**
 - Express the global schema as views over the local schemata
 - What query language do we support?
 - CQ, UCQ, SQL, ...?
 - **Closed vs. open world** assumption
 - Closed world: $R = Q(S_1, \dots, S_n)$
 - Content of global relation R is defined as the result of query Q over the sources
 - Open world: $R \supseteq Q(S_1, \dots, S_n)$
 - Relation R has to contain the result of query Q , but may contain additional tuples



3.2 Schema Mapping

Example: Types of Matching



$\text{Person}(X', Y', Z', A', B')$
 $= Q(X, Z, A, \text{NULL}, \text{NULL}) \text{ :- Person}(X, Y), \text{Address}(Y, Z, A)$

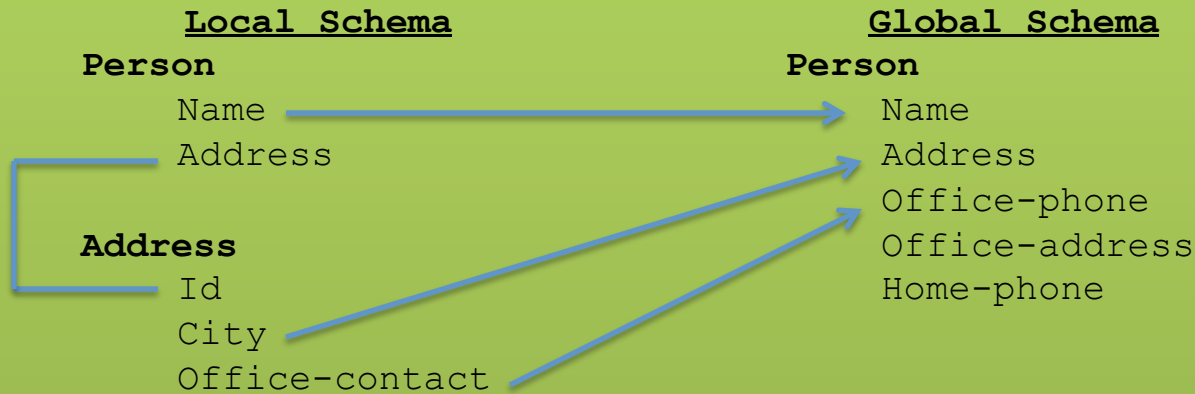
Since heads of LHS and RHS have to be the same we can use simpler notation without the head of the view expression:

$\text{Person}(X, Z, A, \text{NULL}, \text{NULL}) = \text{Person}(X, Y), \text{Address}(Y, Z, A)$



3.2 Schema Mapping

Example: Types of Matching



Consider switching local and global schema

$\text{Person}(X, \text{NULL}) = \text{Person}(X, Y, Z, A, B)$

$\text{Address}(\text{NULL}, Y, Z) = \text{Person}(X, Y, Z, A, B)$



3.2 Schema Mapping

- **Global-as-view (GAV)**
- **Solutions (mapping M)**
 - Unique solutions (1 solution!)
 - Intuitively, execute queries over local instance that produced global instance



3.2 Schema Mapping

- **Global-as-view (GAV)**
- **Answering Queries**
 - Simply replace references to global tables with the view definition
- Mapping $R(X,Y) = S(X,Y), T(Y,Z)$
- $Q(X) :- R(X,Y)$
- Rewrite into
- $Q(X) :- S(X,Y), T(Y,Z)$



3.2 Schema Mapping

- **Global-as-view (GAV) Discussion**
 - Hard to add new source
 - -> have to rewrite the view definitions
 - Does not deal gracefully with missing values
 - Easy query processing
 - -> view unfolding

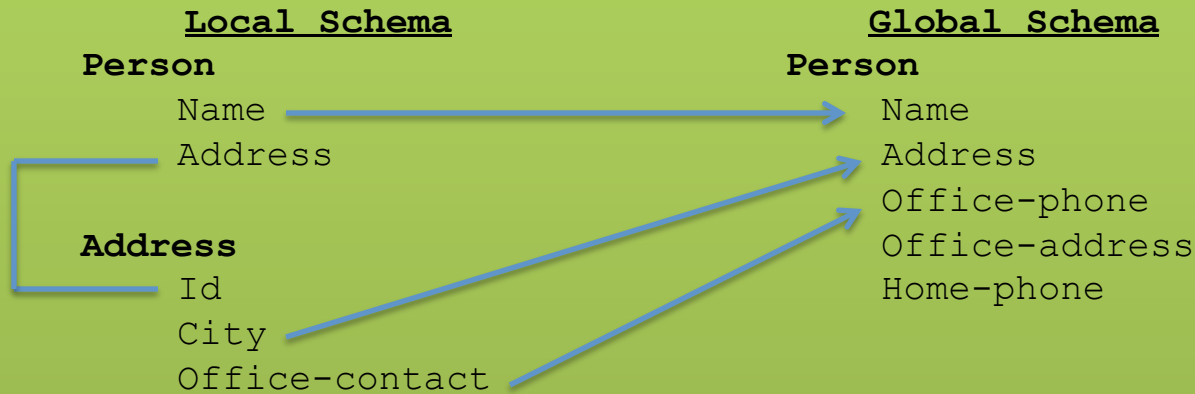


- **Local-as-view (LAV)**
 - Express the local schema as views over the global schemata
 - What query language do we support?
 - CQ, UCQ, SQL, ...?
 - **Closed vs. open world** assumption
 - Closed world: $S_{ij} = Q(G)$
 - Content of local relation S_{ij} is defined as the result of query Q over the sources
 - Open world: $S_{ij} \supseteq Q(G)$
 - Local relation S_{ij} has to contain the result of query Q , but may contain additional tuples



3.2 Schema Mapping

Example: Types of Matching



$\text{Person}(X, \text{NULL}) = \text{Person}(X, Y, Z, A, B)$

$\text{Address}(\text{NULL}, Y, Z) = \text{Person}(X, Y, Z, A, B)$



3.2 Schema Mapping

- **Local-as-view (LAV)**
- **Solutions (mapping M)**
 - May be many solutions



3.2 Schema Mapping

- **Local-as-view (GAV)**
- **Answering Queries**
 - Need to find equivalent query using only the views (this is a hard problem, more in next course section)
- Mapping $S(X,Z) = R(X,Y), T(Y,Z)$
- $Q(X) :- R(X,Y)$
- Rewrite into ???
 - Need to come up with missing values
 - Give up query equivalence?



3.2 Schema Mapping

- **Local-as-view (LAV) Discussion**
 - Easy to add new sources
 - -> have to write a new view definition
 - May take some time to get used to expressing sources like that
 - Still does not deal gracefully with all cases of missing values
 - Loosing correlation
 - Hard query processing
 - Equivalent rewriting using views only
 - Later: give up equivalence



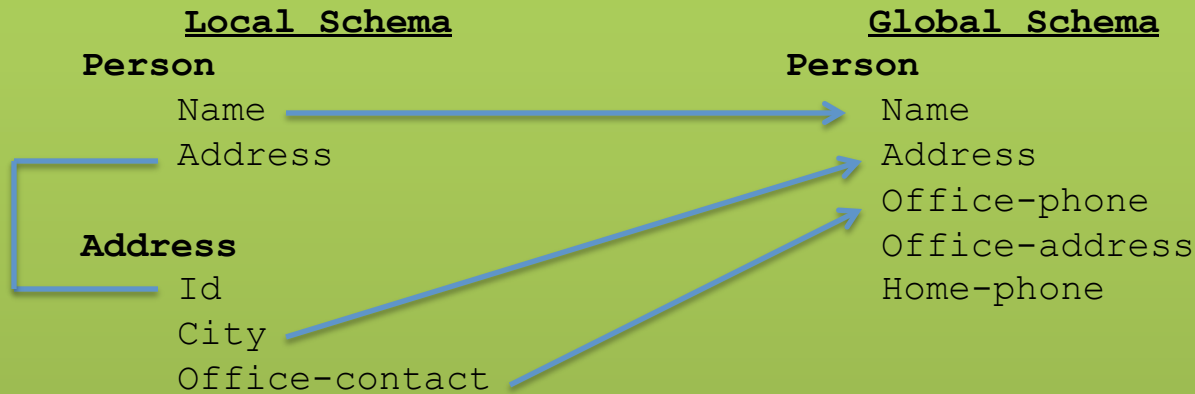
3.2 Schema Mapping

- **Global-Local-as-view (GLAV)**
 - Express both sides of the constraint as queries
 - What query language do we support?
 - CQ, UCQ, SQL, ...?
 - **Closed vs. open world** assumption
 - Closed world: $Q'(G) = Q(S)$
 - Open world: $Q'(G) \supseteq Q(S)$



3.2 Schema Mapping

Example: Types of Matching



Source: $Q(X, Y, Z) :- \text{Person}(X', Y'), \text{Address}(Y', Z', A')$
=

Target: $Q(X', Y', Z') :- \text{Person}(X', Y', Z', A', B')$



3.2 Schema Mapping

- **Local-as-view (GLAV) Discussion**
 - Kind of best of both worlds (almost)
 - Complexity of query answering is the same as for LAV
 - Can address the lost correlation and missing values problems we observed using GAV and LAV



3.2 Schema Mapping

- **Source-to-target tuple-generating dependencies (st-tgds)**
 - Local way of expressing GLAV mappings

$$\forall \vec{x} : \phi(\vec{x}) \rightarrow \exists \vec{y} : \psi(\vec{x}, \vec{y})$$

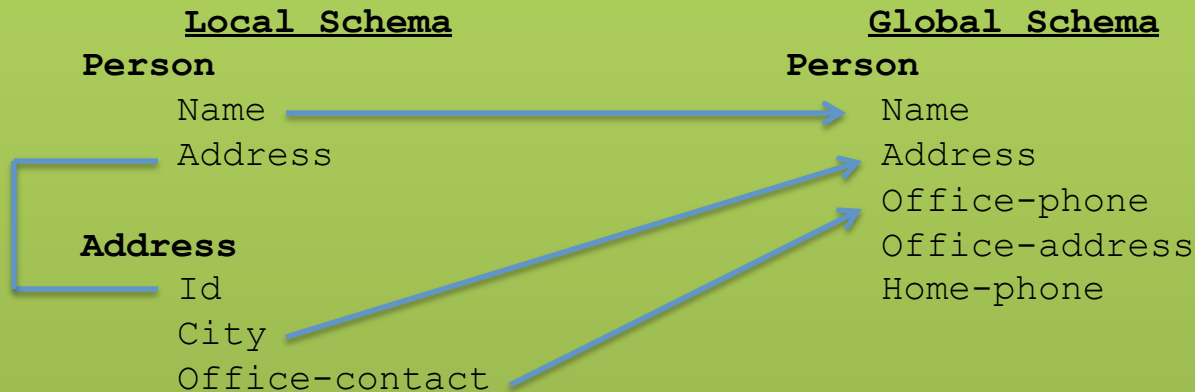
- Equivalence to a containment constraint:

$$Q'(G) \supseteq Q(S)$$



3.2 Schema Mapping

Example: Types of Matching



$$\forall x, y, z, a : Person(x, y) \wedge Address(y, z, a) \rightarrow \exists b, c : Person(x, z, a, b, c)$$

Source: $Q(X, Y, Z) :- Person(X', Y'), Address(Y', Z', A')$

=

Target: $Q(X', Y', Z') :- Person(X', Y', Z', A', B')$



3.2 Schema Mapping

- **Generating Schema Mappings**
 - **Input:** Schemas (Constraints), matches
 - **Output:** Schema mappings
- Ideas:
 - Schema matches tell us which source attributes should be copied to which target attributes
 - Foreign key constraints tell us how to join in the source and target to not lose information



3.2 Schema Mapping

- **Clio**
 - Clio is a data exchange system prototype developed by IBM and University of Toronto researchers
 - The concepts developed for Clio have been implemented in IBM InfoSphere Data Architect
 - Clio does matching, mapping generation, and data exchange
 - For now let us focus on the mapping generation



3.2 Schema Mapping

- **Clio Mapping Generation Algorithm**
 - **Inputs:** Source and Target schemas, matches
 - **Output:** Mapping from source to target schema
 - Note, Clio works for nested schemas such as XML too not just for relational data.
 - Here we will look at the relational model part only



3.2 Schema Mapping

- **Clio Algorithm Steps**
 - 1) Use **foreign keys** to determine all reasonable ways of **joining** data within the source and the target schema
 - Each alternative of joining tables in the source/target is called a logical association
 - 2) For each pair of **source-target logical associations**: Correlate this information with the matches to determine candidate mappings



3.2 Schema Mapping

- **Clio Algorithm: 1) Find logical associations**
 - This part relies on the **chase** procedure that first introduced to test implication of functional dependencies ('77)
 - The idea is that we start use a representation of foreign keys are **inclusion dependencies** (tgds)
 - There are also chase procedures that consider **edgs** (e.g., PKs)
 - Starting point are all single relational atoms
 - E.g., $R(X, Y)$



3.2 Schema Mapping

- **Chase step**
 - Works on **tableau**: set of relational atoms
 - A chase step takes one **tgdt** t where the LHS is fulfilled and the RHS is not fulfilled
 - We fulfill the **tgdt** t by adding new atoms to the tableau and mapping variables from t to the actually occurring variables from the current tableau
- **Chase**
 - Applying the chase until no more changes
 - Note: if there are cyclic constraints this may not terminate



3.2 Schema Mapping

- **Clio Algorithm: 1) Find logical associations**
 - Compute chase $R(X)$ for each atom R in source and target
 - Each chase result is a logical association
 - Intuitively, each such logical association is a possible way to join relations in a schema based on the FK constraints



- **Clio Algorithm: 2) Generate Candidate Mappings**
 - For each pair of logical association \mathbf{A}_S in the source and \mathbf{A}_T in the target produced in step 1
 - Find the matches that are covered by \mathbf{A}_S and \mathbf{A}_T
 - Matches that lead from an element of \mathbf{A}_S to an element from \mathbf{A}_T
 - If there is at least one such match then create mapping by equating variables as indicated by the matches and create st-tgd with \mathbf{A}_S in LHS and \mathbf{A}_T in RHS



- 0) Course Info
- 1) Introduction
- 2) Data Preparation and Cleaning
- 3) Schema matching and mapping
- 4) Virtual Data Integration**
- 5) Data Exchange
- 6) Data Warehousing
- 7) Big Data Analytics
- 8) Data Provenance

